

5-102567-1 ✓ ACTIVE

AMPMODU | [AMPMODU Headers](#)

TE Internal #: 5-102567-1

PCB Mount Header, Vertical, Board-to-Board, 12 Position, 2.54 mm  
[.1 in] Centerline, Fully Shrouded, Gold, Through Hole - Solder,  
AMPMODU Headers

[View on TE.com >](#)



Connectors > PCB Connectors > PCB Headers & Receptacles



EU RoHS Compliance: **Compliant**

EU ELV Compliance: **Compliant**

PCB Connector Assembly Type: **PCB Mount Header**

PCB Mount Orientation: **Vertical**

Connector System: **Board-to-Board**

## Features

### Contact Features

	100 $\mu$ in
Contact Mating Area Plating Material Thickness	.381 $\mu$ m[15 $\mu$ in]
Mating Square Post Dimension	.64 mm[.025 in]
Contact Shape & Form	Square
Contact Base Material	Copper Alloy
PCB Contact Termination Area Plating Material	Tin
Contact Mating Area Plating Material	Gold
Contact Type	Pin
Contact Current Rating (Max)	3 A

### Other

EU RoHS Compliance	Compliant
EU ELV Compliance	Compliant

### Product Type Features

PCB Connector Assembly Type	PCB Mount Header
Connector System	Board-to-Board
Header Type	Fully Shrouded
Connector & Contact Terminates To	Printed Circuit Board

### Configuration Features



Board-to-Board Configuration	Parallel
PCB Mount Orientation	Vertical
Number of Positions	12
Number of Rows	2

### Electrical Characteristics

Operating Voltage	250 VAC
Termination Resistance	12 mΩ

### Body Features

Primary Product Color	Black
-----------------------	-------

### Termination Features

Termination Post & Tail Length	4.57 mm[.18 in]
Square Termination Post & Tail Dimension	.64 mm[.025 in]
Termination Method to PCB	Through Hole - Solder

### Mechanical Attachment

Mating Retention	Without
Mating Alignment Type	Guide Pins
PCB Mount Retention	Without
PCB Mount Alignment	Without
Connector Mounting Type	Board Mount
Mating Alignment	With

### Housing Features

Housing Material	Thermoplastic
Centerline (Pitch)	2.54 mm[.1 in]

### Dimensions

Row-to-Row Spacing	2.54 mm[.1 in]
Stack Height	11.43 mm[.45 in]
PCB Thickness (Recommended)	1.4 mm[.055 in]
Connector Height	13.97 mm[.55 in]

### Usage Conditions

Operating Temperature Range	-65 – 105 °C[-85 – 221 °F]
-----------------------------	----------------------------

### Operation/Application

Solder Process Feature	Board Standoff
------------------------	----------------



Circuit Application	Signal
---------------------	--------

### Industry Standards

Compatible With Approved Standards Products	UL E28476, CSA LE7189
UL Flammability Rating	UL 94V-0

### Packaging Features

Packaging Quantity	80
Packaging Method	Tube

### Product Compliance

[For compliance documentation, visit the product page on TE.com>](#)

EU RoHS Directive 2011/65/EU	Compliant
EU ELV Directive 2000/53/EC	Compliant
China RoHS 2 Directive MIIT Order No 32, 2016	No Restricted Materials Above Threshold
EU REACH Regulation (EC) No. 1907/2006	Current ECHA Candidate List: JUNE 2024 (241) Candidate List Declared Against: JUNE 2024 (241) Does not contain REACH SVHC
Halogen Content	BFR/CFR/PVC Free, but Br/Cl >900 ppm in other sources.
Solder Process Capability	Not applicable for solder process capability

#### Product Compliance Disclaimer

This information is provided based on reasonable inquiry of our suppliers and represents our current actual knowledge based on the information they provided. This information is subject to change. The part numbers that TE has identified as EU RoHS compliant have a maximum concentration of 0.1% by weight in homogenous materials for lead, hexavalent chromium, mercury, PBB, PBDE, DBP, BBP, DEHP, DIBP, and 0.01% for cadmium, or qualify for an exemption to these limits as defined in the Annexes of Directive 2011/65/EU (RoHS2). Finished electrical and electronic equipment products will be CE marked as required by Directive 2011/65/EU. Components may not be CE marked. Additionally, the part numbers that TE has identified as EU ELV compliant have a maximum concentration of 0.1% by weight in homogenous materials for lead, hexavalent chromium, and mercury, and 0.01% for cadmium, or qualify for an exemption to these limits as defined in the Annexes of Directive 2000/53/EC (ELV). Regarding the REACH Regulation, the information TE provides on SVHC in articles for this part number is based on the latest European Chemicals Agency (ECHA) 'Guidance on requirements for substances in articles' posted at this URL: <https://echa.europa.eu/guidance-documents/guidance-on-reach>

### Compatible Parts



TE Part # 5-534975-5  
12 MODII 2PC DR CE RECPT ASSY, RoHS



TE Part # 5-532955-1  
12 MODII 2PC CE RECPT ASSY, RoHS


## Also in the Series | AMPMODU Headers




Connector Contacts(52)



Connector Hardware(1)



PCB Headers & Receptacles(1618)

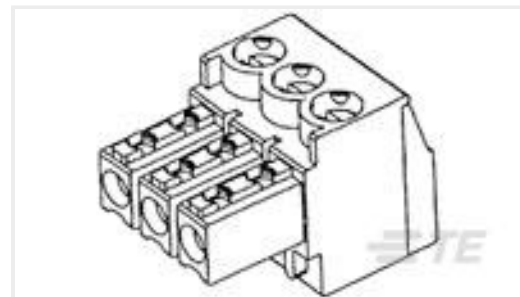


Wire-to-Board Connector Assemblies & Housings(5)

## Customers Also Bought



TE Part #8-1393211-9  
T92S11D12-12



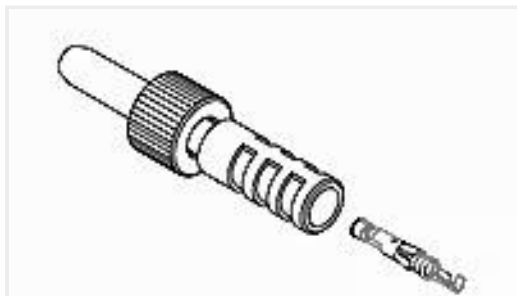
TE Part #284506-2  
2 POS TERMI-BLOK PLUG STACK 3,




TE Part #1-111196-9  
30 RCPT SYSTEM 50, LEAD FREE



TE Part #4-530153-1  
TDM SPRING, SHUNT ASY 2 POS



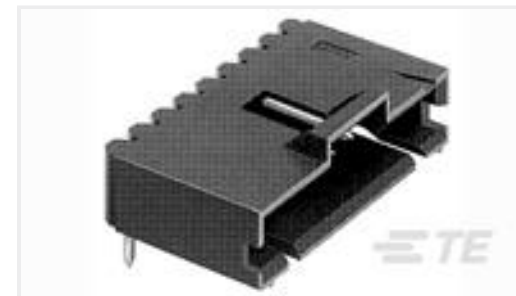
TE Part #5-861610-1  
LGH HIGH VOLTAGE PLUG



TE Part #ANT-418-MHW-RPS-L  
Antenna 418MHz Dipole MHW Long RPS



TE Part #201328-1  
CONTACT SOCKET ASSY.



TE Part #6-103635-9  
20 MTE HDR SRRA LTCH.100CL LF



TE Part #6-534204-4  
72 MODU 2-PC CE RECP ASSY, RoHS



## Documents

### Product Drawings

[12 MODII 2PC HDR DR SHRD .100, ROHS](#)

English

---

### CAD Files

Customer View Model

[ENG\\_CVM\\_5-102567-1\\_N3.3d\\_igs.zip](#)

English

Customer View Model

[ENG\\_CVM\\_5-102567-1\\_N3.3d\\_stp.zip](#)

English

[3D PDF](#)

3D

[3D PDF](#)

English

Customer View Model

[ENG\\_CVM\\_5-102567-1\\_N3.2d\\_dxf.zip](#)

English

By downloading the CAD file I accept and agree to the [Terms and Conditions](#) of use.

---

### Datasheets & Catalog Pages

[AMPMODU\\_INTERCONNECTION\\_SYSTEM\\_SECTION5\\_CONT](#)

English