

41202 ✓ ACTIVE

FASTON | FASTON 250


TE Internal #: 41202

Receptacle, 18 – 14 AWG Wire Size, .82 – 2.08 mm² Wire Size,
Mating Tab Width 6.35 mm [.25 in], Straight, Brass, FASTON 250,
Quick Disconnects

[View on TE.com >](#)



Terminals & Splices > Quick Disconnects



Quick Disconnect Terminal Type: **Receptacle**

Wire Size: .82 – 2.08 mm²

Mating Tab Width: 6.35 mm [.25 in]

Mating Tab Thickness: .81 mm [.032 in]

Features

Contact Features

| | |
|--------------------------------|------------------|
| Quick Disconnect Terminal Type | Receptacle |
| Mating Tab Width | 6.35 mm [.25 in] |
| Mating Tab Thickness | .81 mm [.032 in] |
| Terminal Orientation | Straight |
| Contact Base Material | Brass |
| Terminal Plating Material | Unplated |
| Crimp Type | F-Crimp |
| Barrel Type | Open |

Dimensions

| | |
|--------------------------------------|-----------------------------|
| Wire Size | .82 – 2.08 mm ² |
| Product Length | 19.18 mm [.755 in] |
| Compatible Insulation Diameter Range | 3.1 – 4.3 mm [.12 – .17 in] |
| Terminal Material Thickness | .43 mm [.017 in] |

Packaging Features

| | |
|------------------|------------|
| Packaging Method | Strip/Reel |
|------------------|------------|



| | |
|--------------------|-------|
| Packaging Quantity | 11000 |
|--------------------|-------|

Product Type Features

| | |
|-----------------|--------|
| Insertion Force | Normal |
|-----------------|--------|

Usage Conditions

| | |
|-------------------|-------------|
| Insulation Option | Uninsulated |
|-------------------|-------------|

| | |
|-----------------------------|----------------------------|
| Operating Temperature Range | -40 – 110 °C[-40 – 230 °F] |
|-----------------------------|----------------------------|

Other

| | |
|--------------------|-----------|
| EU RoHS Compliance | Compliant |
|--------------------|-----------|

| | |
|-------------------|-----------|
| EU ELV Compliance | Compliant |
|-------------------|-----------|

| | |
|------|---------|
| Line | Premier |
|------|---------|

Configuration Features

| | |
|-----------------------------------|---------------|
| Compatible With Wire & Cable Type | Discrete Wire |
|-----------------------------------|---------------|

| | |
|---------------------|--------|
| Connection Capacity | Single |
|---------------------|--------|

Termination Features

| | |
|-----------------------|--------------|
| Product Terminates To | Wire & Cable |
|-----------------------|--------------|

Mechanical Attachment

| | |
|-------------------------|------|
| Wire Insulation Support | With |
|-------------------------|------|

Industry Standards

| | |
|-------------------------------------------|---------|
| Compatible With Agency/Standards Products | UL, CSA |
|-------------------------------------------|---------|

Product Compliance

[For compliance documentation, visit the product page on TE.com>](#)

| | |
|------------------------------|-----------|
| EU RoHS Directive 2011/65/EU | Compliant |
|------------------------------|-----------|

| | |
|-----------------------------|-----------|
| EU ELV Directive 2000/53/EC | Compliant |
|-----------------------------|-----------|

| | |
|-----------------------------------------------|-----------------------------------------|
| China RoHS 2 Directive MIIT Order No 32, 2016 | No Restricted Materials Above Threshold |
|-----------------------------------------------|-----------------------------------------|

| | |
|----------------------------------------|---------------------------------------------------------------------------------------------------------------------------------|
| EU REACH Regulation (EC) No. 1907/2006 | Current ECHA Candidate List: JUNE 2024 (241) Candidate List Declared Against: JUNE 2024 (241) Does not contain REACH SVHC |
|----------------------------------------|---------------------------------------------------------------------------------------------------------------------------------|

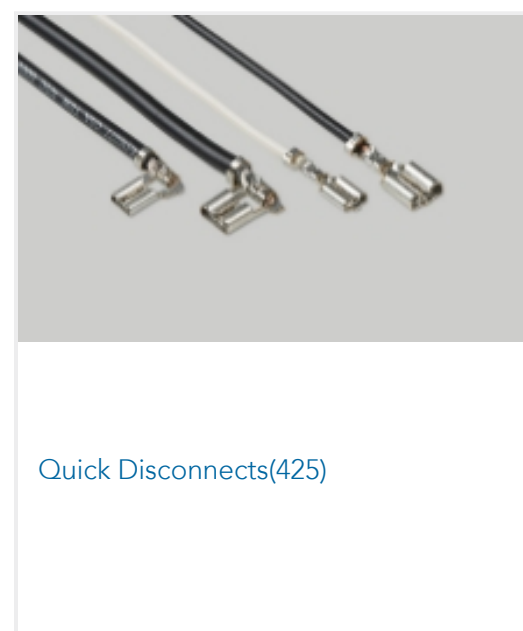

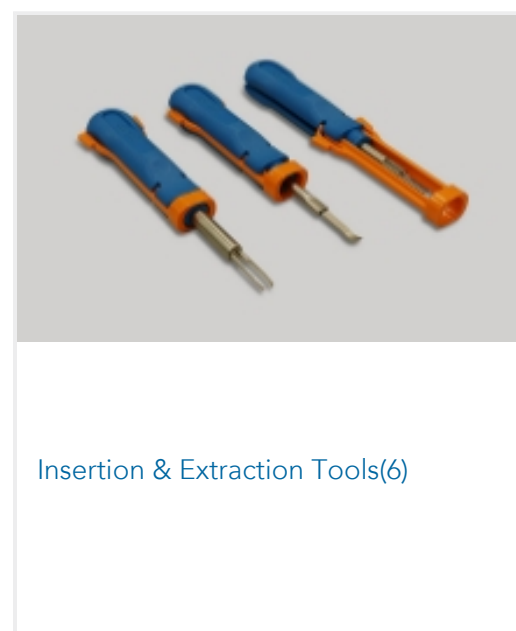
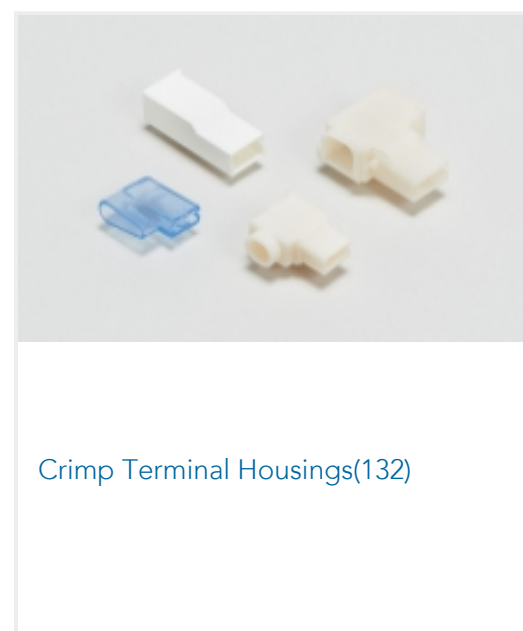

| | |
|-----------------|-------------------------------------------------------------------------------------|
| Halogen Content | Low Halogen - Br, Cl, F, I < 900 ppm per homogenous material. Also BFR/CFR/PVC Free |
|-----------------|-------------------------------------------------------------------------------------|

| | |
|---------------------------|----------------------------------------------|
| Solder Process Capability | Not applicable for solder process capability |
|---------------------------|----------------------------------------------|

Product Compliance Disclaimer

This information is provided based on reasonable inquiry of our suppliers and represents our current actual knowledge based on the information they provided. This information is subject to change. The part numbers that TE has identified as EU RoHS compliant have a maximum concentration of 0.1% by weight in homogenous materials for lead, hexavalent chromium, mercury, PBB, PBDE, DBP, BBP, DEHP, DIBP, and 0.01% for cadmium, or qualify for an exemption to these limits as defined in the Annexes of Directive 2011/65/EU (RoHS2). Finished electrical and electronic equipment products will be CE marked as required by Directive 2011/65/EU. Components may not be CE marked. Additionally, the part numbers that TE has identified as EU ELV compliant have a maximum concentration of 0.1% by weight in homogenous materials for lead, hexavalent chromium, and mercury, and 0.01% for cadmium, or qualify for an exemption to these limits as defined in the Annexes of Directive 2000/53/EC (ELV). Regarding the REACH Regulation, the information TE provides on SVHC in articles for this part number is based on the latest European Chemicals Agency (ECHA) 'Guidance on requirements for substances in articles' posted at this URL: <https://echa.europa.eu/guidance-documents/guidance-on-reach>

Compatible Parts

Also in the Series | **FASTON 250**

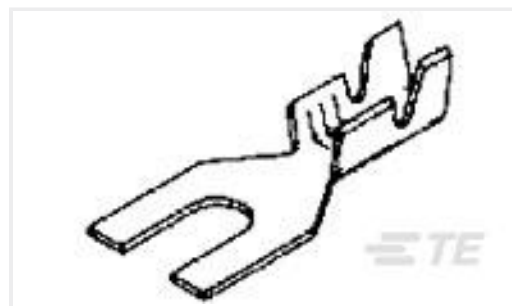
Customers Also Bought



TE Part #1-320627-0
N PIDG RING 16-14 HD 8



TE Part #41531-1
250 FASTON FLAG REC 18-12 AWG
NPST



TE Part #60775-1
SPADE TERMINAL 18-14 AWG BR



TE Part #61758-1
187 FASTON REC 20-16 AWG BR



TE Part #41727
250 FASTON REC 16-12 AWG BR



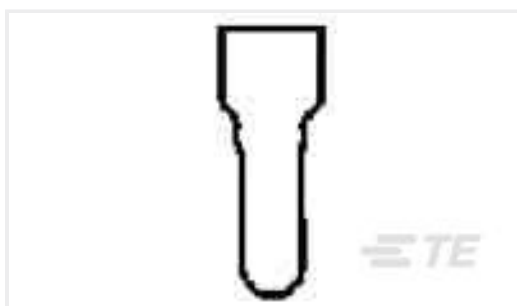
TE Part #42801-2
187 FASTON REC 20-16 AWG TPBR



TE Part #61117-1
CMNL SOK 20-14 TPBR



TE Part #62050-1
110 FASTON REC 20-16 AWG TPBR



TE Part #2-35653-1
SPLICE,N CE 22-10



TE Part #42639-1
RING TERMINAL 14-12 AWG BR

Documents

Product Drawings

[250 FASTON,REC.,18-14 AWG,BR](#)

English

CAD Files

Customer View Model

[ENG_CVM_CVM_41202_DK.2d_dxf.zip](#)

English

3D PDF

3D

Customer View Model

[ENG_CVM_CVM_41202_DK.3d_igs.zip](#)

English

Customer View Model

[ENG_CVM_CVM_41202_DK.3d_stp.zip](#)

English

By downloading the CAD file I accept and agree to the [Terms and Conditions](#) of use.

Datasheets & Catalog Pages



82004 FASTON Terminals (Insulated and Uninsulated) Catalog - FASTON Receptacles Section

English

Product Specifications

Application Specification

English

Instruction Sheets

Instruction Sheet (non U.S.)

Japanese

Agency Approvals

UL Report

English

UL Report

English