

**NOTES:**

**ELECTRICAL:**

- 60 VDC WITH MAXIMUM POWER 100 W
- INSULATING RESISTANCE : 500 MEGAOHMS MINIMUM.
- DIELECTRIC STRENGTH : 1000 VAC 60Hz, 1MIN.
- CATEGORY 5e CHARACTERISTIC

FREQUENCY MHZ	NEAR-END CROSSTALK dB, MIN.	RETURN LOSS dB , MIN.	INSERTION LOSS dB, MAX.
1.0	65.0	30.0	0.1
4.0	65.0	30.0	0.1
8.0	64.9	30.0	0.1
10.0	63.0	30.0	0.1
16.0	58.9	30.0	0.2
20.0	57.0	30.0	0.2
25.0	55.0	30.0	0.2
31.25	53.1	30.0	0.2
62.5	47.1	24.1	0.3
100.0	43.0	20.0	0.4

**MECHANICAL:**

- SHIELD: STAINLESS STEEL WITH 100u" MATTE TIN OVER 20u" MIN. NICKEL UNDERPLATE
- HOUSING: HIGH TEMP THERMOPLASTIC. UL 94V-0.
- CONTACT: PHOSPHOR BRONZE.  
SELECTIVE GOLD PLATING FOR MATING SURFACE,  
50u" MIN. NICKEL UNDERPLATE  
100u" MATTE TIN PLATING ON CONTACT SOLDER TAIL.
- COPLANARITY:  
THE MAXIMUM GAP BETWEEN ALL TERMINAL TAILS IS 0.10 [0.004]

**ENVIRONMENTAL:**

- STORAGE : -40 °C TO +85°C
- OPERATION : -55 °C TO +85°C
- MATES WITH MODULAR PLUG CONFORMING TO TIA 1096 STANDARD.
- RECOMMENDED SOLDER PROCESS:  
REFLOW SOLDER, PEAK TEMPERATURE 260°C FOR 10 SECONDS MAX.

RJ CONNECTOR CONFORMS TIA 1096 STANDARD

AMPHENOL PART NUMBER DESCRIPTION: RJE3A-188-6X01

GOLD PLATING OPTION  
1=6u" GOLD PLATING  
2=15u" MIN GOLD PLATING  
3=30u" MIN GOLD PLATING  
4=50u" MIN GOLD PLATING

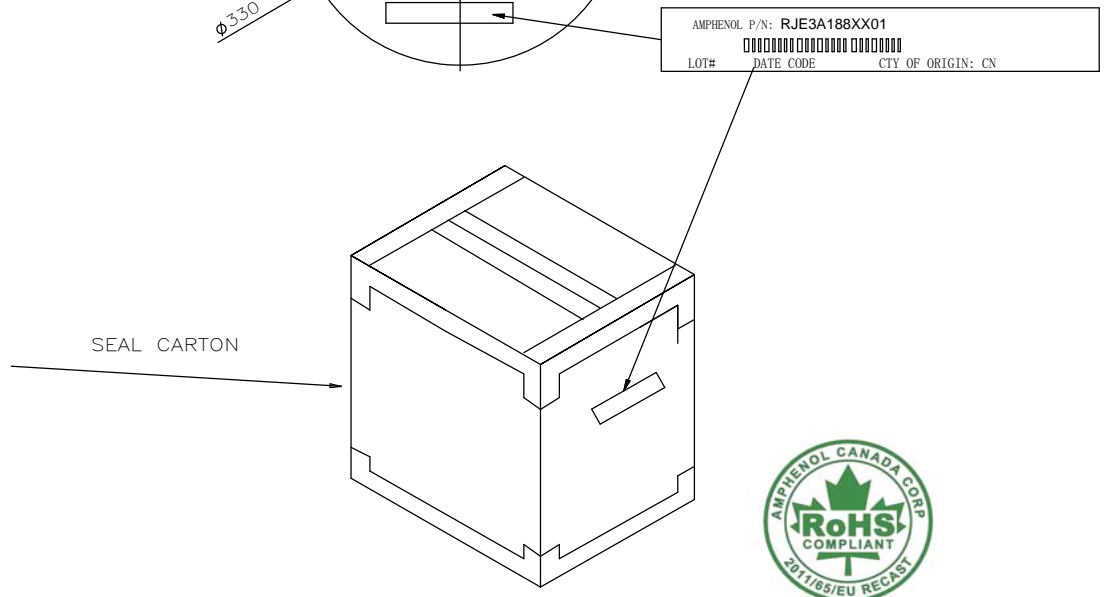
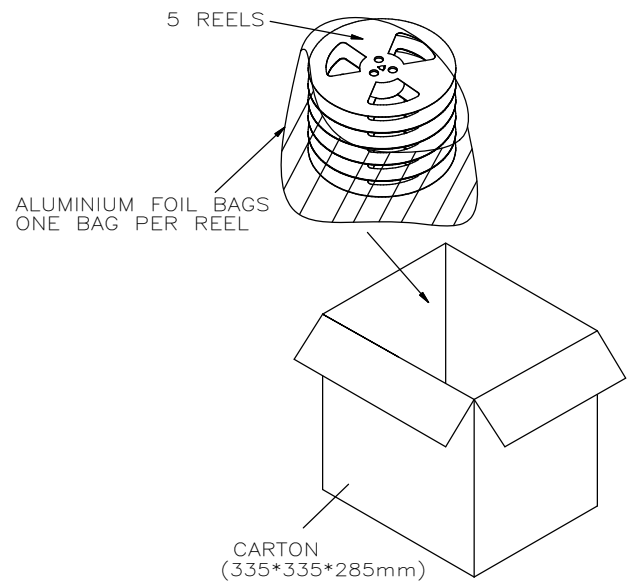
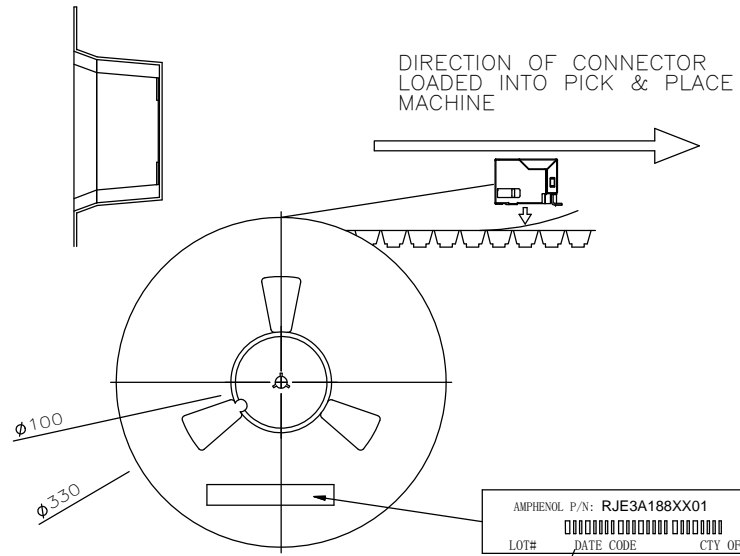
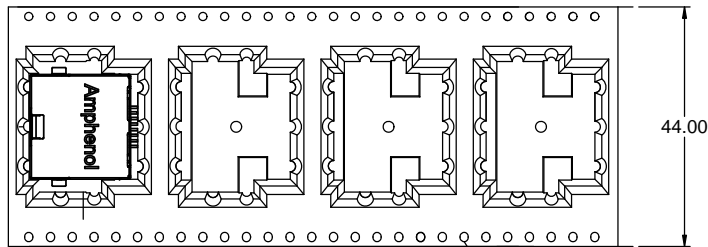
UNLESS SPECIFIED OTHERWISE	DRAWN	JAMISON.C	APR02/21
PRIMARY UNITS MILLIMETERS	CHECKED	L.CHAN	APR02/21
SECONDARY INCHES	M.E. APP'D		
REFERENCE IN PARENTHESES	Q.A. APP'D		
GENERAL TOLERANCES	DWG APPR.	A.GREEN	APR02/21
1 DECIMAL PLACE	ENG. REL. NO.		
2 DECIMAL PLACES ±0.25	REF.		
3 DECIMAL PLACES ±0.13	THIRD ANGLE PROJECTION		
ANGULAR DEGREES ±1°	DO NOT SCALE DRAWING		

**Amphenol Canada Corp.**  
Commercial Products

MODULAR JACK, SINGLE PORT, 8P8C,  
SHIELDED WITHOUT TABS, TAB UP,  
WITHOUT LED, CAT 5e---RoHS COMPLIANT

DWG. NO.	REV
P-RJE3A-188-6X01	B
CODE ID NO. 03554	DWG SIZE: N/A
SCALE: FIT	SHEET 1 OF 2

REVISIONS			
REV	DESCRIPTION, ECN, EAR NO.	DATE	APP'D
A	INITIAL RELEASE	APR02/21	K.T
B	UPDATE VOLTAGE	JUN16/21	K.T



**NOTES:**

1. FINISHED CONNECTORS (AFTER FINAL INSPECTION) TO BE PACKED INTO CONDUCTIVE HIPS TAPE AND REEL. ONE REEL SHOULD HOLD 140 CONNECTORS.
2. 13 EMPTY POCKETS SEALED OF TAPE LEADER AND 7 EMPTY POCKETS SEALED OF TAPE TRAILER.
3. A FULLY LOADED CARTON SHOULD CONTAIN 5 REELS (700 PCS) OF CONNECTORS.

UNLESS SPECIFIED OTHERWISE	DRAWN	JAMISON.C	APR02/21
PRIMARY UNITS MILLIMETERS	CHECKED	L.CHAN	APR02/21
SECONDARY INCHES	M.E.	APP'D	
REFERENCE IN PARENTHESSES	Q.A.	APP'D	
GENERAL TOLERANCES	DWG APPR.	A.GREEN	APR02/21
1 DECIMAL PLACE	ENG. REL. NO.		
2 DECIMAL PLACES ±0.25	REF.		
3 DECIMAL PLACES ±0.13	THIRD ANGLE PROJECTION		
ANGULAR DEGREES ±1°	DO NOT SCALE DRAWING		

**Amphenol Canada Corp.**  
Commercial Products

**MODULAR JACK, SINGLE PORT, 8P8C, SHIELDED WITHOUT TABS, TAB UP, WITHOUT LED, CAT 5e---RoHS COMPLIANT**

DWG. NO. **P-RJE3A-188-6X01** REV **B**

CODE ID NO. 03554 | DWG SIZE: N/A | SCALE: FIT | SHEET 2 OF 2