
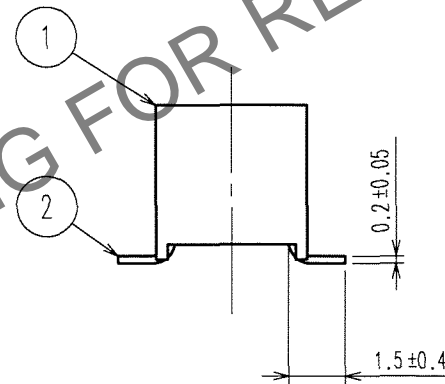
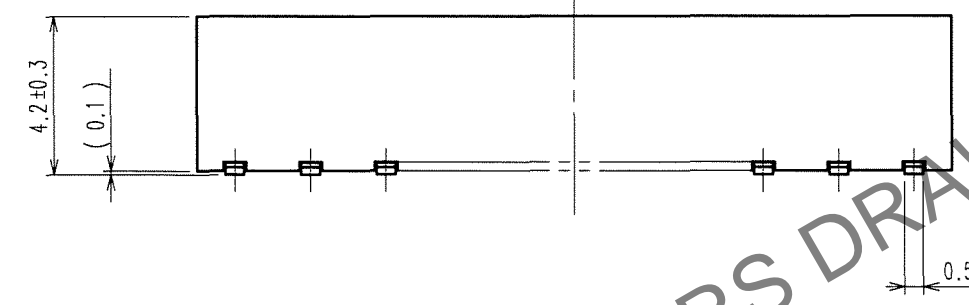
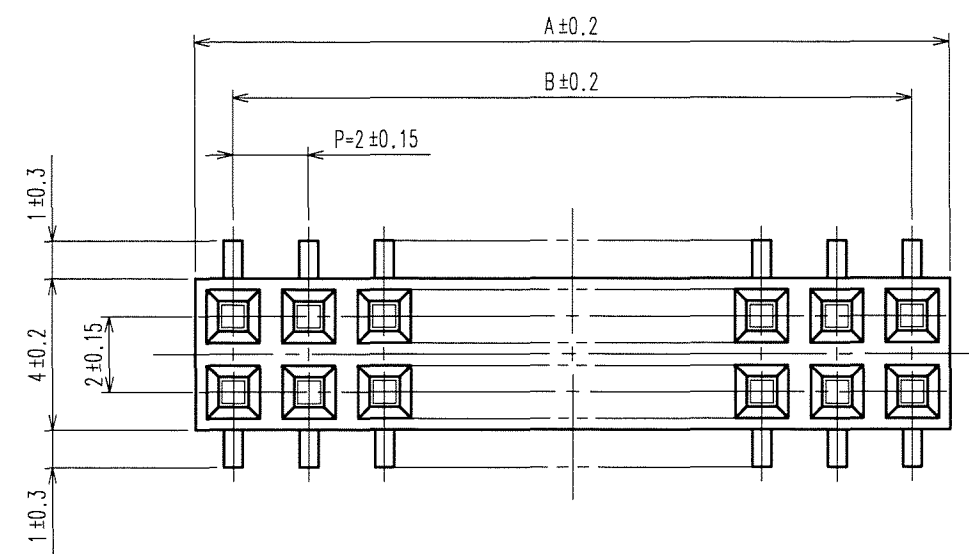
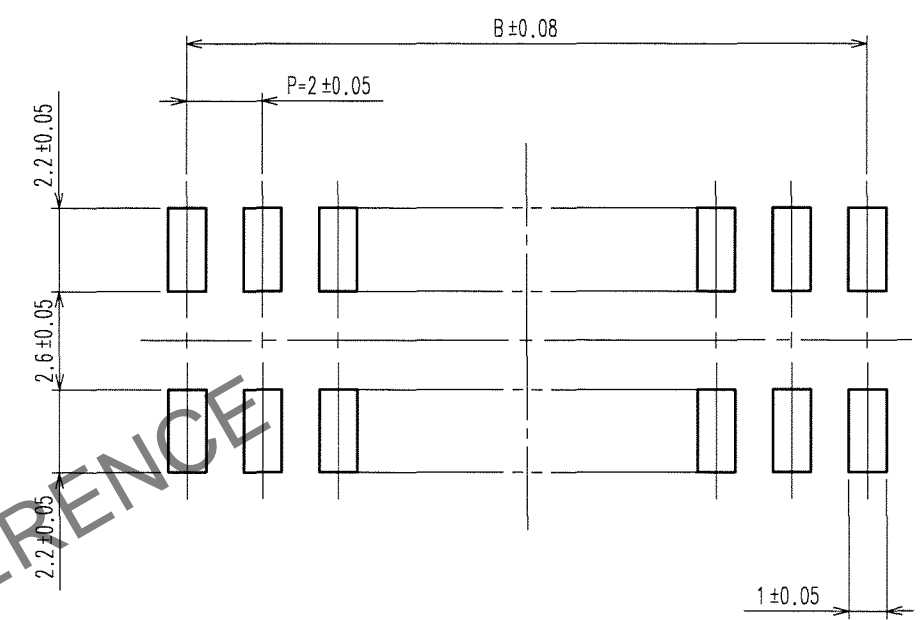


Oct.1.2024 Copyright 2024 HIROSE ELECTRIC CO., LTD. All Rights Reserved.  
In case of consideration for using Automotive equipment / device which demand high reliability, kindly contact our sales window correspondents.

COUNT	DESCRIPTION OF REVISIONS	BY	CHKD	DATE	COUNT	DESCRIPTION OF REVISIONS	BY	CHKD	DATE
△					△				
△					△				
△					△				

RECOMMENDED LAND PATTERN DIMENSION OF PCB (MOUNTING SIDE)



PART No.	CODE No.	3	A	B
A3-4DA-2SV(71)	CL621-1100-0-71	4	4	2
A3-6DA-2SV(71)	CL621-1101-3-71	6	6	4
A3-8DA-2SV(71)	CL621-1102-6-71	8	8	6
A3-10DA-2SV(71)	CL621-1103-9-71	10	10	8
A3-12DA-2SV(71)	CL621-1104-1-71	12	12	10
A3-14DA-2SV(71)	CL621-1105-4-71	14	14	12
A3-16DA-2SV(71)	CL621-1106-7-71	16	16	14
A3-20DA-2SV(71)	CL621-1108-2-71	20	20	18
A3-24DA-2SV(71)	CL621-1110-4-71	24	24	22
A3-28DA-2SV(71)	CL621-1112-0-71	28	28	26
A3-32DA-2SV(71)	CL621-1114-5-71	32	32	30

NOTE 1 LEAD CO-PLANARITY SHALL BE 0.15 MAX.  
2 THE DIMENSIONS IN PARENTHESES ARE FOR REFERENCE.  
3 NUMBER OF CONTACT.

TO
PCK

1	PPS	LIGHT BROWN / UL94 V-0	2	PHOSPHOR BRONZE	CONTACT AREA:GOLD 0.2μ m min. LEAD AREA:TIN-PLATING 1μ m min. UNDER PLATING:NICKEL 1μ m min.
NO.	MATERIAL	FINISH, REMARKS	NO.	MATERIAL	FINISH, REMARKS
CODE NO. (OLD)		DRAWN	DESIGNED	CHECKED	APPROVED
		A.SUZUKAWA	<i>N. Nakamura</i>	<i>M. Ogawa</i>	<i>H. Okawa</i>
		'06.05.09	06.05.10	06.05.10	06.05.10
DRAWING NO.		PART NO.			
EDC3-082603-21		A3-*DA-2SV(71)			
SCALE		CODE NO.			
FREE		CL621			
UNITS		HIROSE ELECTRIC CO., LTD			
mm					