

84533-5 ✓ ACTIVE

FPC

TE Internal #: 84533-5

1.25 mm [.049 in] Centerline, Non ZIF, Right Angle, Through Hole -
Solder, Tin, 5 Position, FPC Connectors

[View on TE.com >](#)



Connectors > PCB Connectors > Wire-to-Board Connectors > FFC, FPC & Ribbon Connectors > FPC Connectors



Centerline (Pitch): 1.25 mm [.049 in]

Mating Retention Type: **Non ZIF**

PCB Mount Orientation: **Right Angle**

Contact Mating Location: **Top**

Termination Method to PCB: **Through Hole - Solder**

Features

Housing Features

Centerline (Pitch)	1.25 mm [.049 in]
Housing Material	PBT GF

Mechanical Attachment

Mating Retention Type	Non ZIF
Connector Mounting Type	Board Mount
PCB Mount Retention	With
PCB Mount Retention Type	Kinked Solder Tails
Mating Alignment	With
PCB Mount Alignment	With

Configuration Features

PCB Mount Orientation	Right Angle
Number of Positions	5
Compatible With Wire & Cable Type	FFC, FPC
Number of Rows	1

Contact Features

Contact Mating Location	Top
Contact Mating Area Plating Material	Tin
PCB Contact Termination Area Plating Material Finish	Bright
Contact Mating Area Plating Material Thickness	.8 μm [31.49 μin]
Contact Current Rating (Max)	1 A
Contact Shape & Form	Single Beam
PCB Contact Termination Area Plating Material Thickness	.8 μm [31.49 μin]
Contact Layout	Staggered Type A
Contact Base Material	Phosphor Bronze
PCB Contact Termination Area Plating Material	Tin
Contact Type	Socket
Contact Mating Area Plating Material Finish	Bright

Termination Features

Termination Method to PCB	Through Hole - Solder
Termination Post & Tail Length	3.2 mm[.126 in]

Other

EU RoHS Compliance	Compliant
EU ELV Compliance	Compliant

Product Type Features

Connector & Contact Terminates To	Printed Circuit Board, Flexible Printed Circuit (FPC)
Connector Product Type	Connector Assembly
Connector System	Flex-to-Board
PCB Connector Assembly Type	PCB Mount Receptacle

Electrical Characteristics

Operating Voltage	50 VAC
-------------------	--------

Body Features

Primary Product Color	White
-----------------------	-------

Dimensions

Accepts Flex Cable Thickness	.3 mm[.012 in]
Connector Width	8.8 mm[.346 in]



PCB Thickness (Recommended)	1.6 mm[.063 in]
-----------------------------	-----------------

Connector Height	4.8 mm[.189 in]
------------------	-----------------

Connector Length	10 mm[.393 in]
------------------	----------------

Usage Conditions

Operating Temperature Range	-40 – 85 °C[-40 – 185 °F]
-----------------------------	---------------------------

Operation/Application

Circuit Application	Signal
---------------------	--------

Identification Marking

Circuit Identification Feature	With
--------------------------------	------

Packaging Features

Packaging Quantity	3300
--------------------	------

Packaging Method	Box
------------------	-----

Product Compliance

[For compliance documentation, visit the product page on TE.com>](#)

EU RoHS Directive 2011/65/EU	Compliant
------------------------------	-----------

EU ELV Directive 2000/53/EC	Compliant
-----------------------------	-----------

China RoHS 2 Directive MIIT Order No 32, 2016	No Restricted Materials Above Threshold
---	---

EU REACH Regulation (EC) No. 1907/2006	Current ECHA Candidate List: JUNE 2024 (241) Candidate List Declared Against: JUNE 2024 (241) Does not contain REACH SVHC
--	---

Halogen Content	Not Low Halogen - contains Br or Cl > 900 ppm.
-----------------	--

Solder Process Capability	Wave solder capable to 265°C
---------------------------	------------------------------

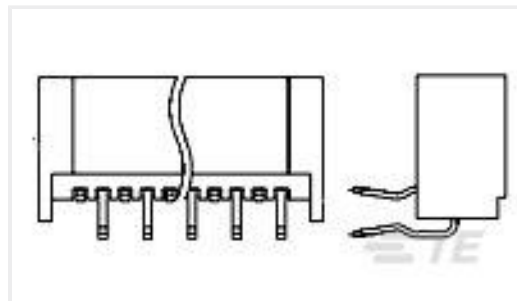
Product Compliance Disclaimer

This information is provided based on reasonable inquiry of our suppliers and represents our current actual knowledge based on the information they provided. This information is subject to change. The part numbers that TE has identified as EU RoHS compliant have a maximum concentration of 0.1% by weight in homogenous materials for lead, hexavalent chromium, mercury, PBB, PBDE, DBP, BBP, DEHP, DIBP, and 0.01% for cadmium, or qualify for an exemption to these limits as defined in the Annexes of Directive 2011/65/EU (RoHS2). Finished electrical and electronic equipment products will be CE marked as required by Directive 2011/65/EU. Components may not be CE marked. Additionally, the part numbers that TE has identified as EU ELV compliant have a maximum concentration of 0.1% by weight in homogenous materials for lead, hexavalent chromium, and mercury, and 0.01% for cadmium, or qualify for an exemption to these limits as defined in the Annexes of Directive 2000/53/EC (ELV). Regarding the REACH Regulation, the information TE provides on SVHC in articles for this part number is based on the latest European Chemicals Agency (ECHA) 'Guidance on requirements for substances in articles' posted at this URL: <https://echa.europa.eu/guidance-documents/guidance-on-reach>

Compatible Parts



TE Part # 84534-5
1.25MM FFC POST PLATED V 5P




TE Part # 1734803-5
FPC Non Zif 1.25mm 5P R/A

Customers Also Bought



TE Part #825457-3
MOD II HSG R.A. 3 POS



TE Part #6450130-4
MBXL R/A HDR 4P+24S+3ACP



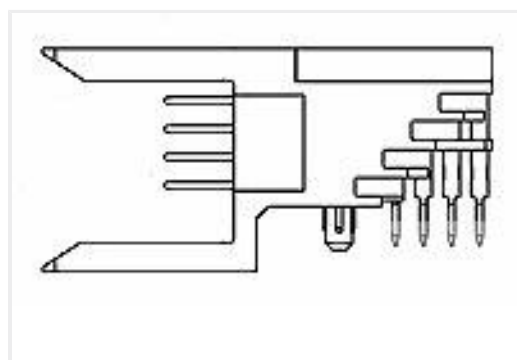
TE Part #5-520314-5
TRIOMATE ASSY H 5P L=2.54 LDFR



TE Part #2834077-2
5.08MM TOP ENTRY MSC 3P_GY



TE Part #CON SMA002
SMA RA Jack 50 Ohm PCB Through Hole



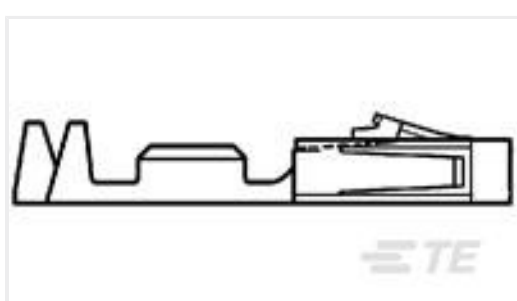
TE Part #5223513-1
2MMFB,IS,ASY,024,SIG,HDR,SL



TE Part #2041517-1
MINI USB, RCPT,V/T,DIP, B TYPE,30u" Au



TE Part #2411062-4
RF CA,UMCC GEN1,1.13MM,L200MM PIGTAIL



TE Part #104481-6
SHORT POINT RECP CONT LP

Documents

Product Drawings

[1.25MM FFC POST PLATED H 5P](#)

English

CAD Files

Customer View Model

[ENG_CVM_CVM_84533-5_E.2d_dxf.zip](#)



English

[3D PDF](#)

3D

Customer View Model

[ENG_CVM_CVM_84533-5_E.3d_igs.zip](#)

English

Customer View Model

[ENG_CVM_CVM_84533-5_E.3d_stp.zip](#)

English

By downloading the CAD file I accept and agree to the [Terms and Conditions](#) of use.

Datasheets & Catalog Pages

[FPC Connector Family](#)

English

[1-1773959-7-FPC-Connectors-CN](#)

English

Product Specifications

[Product Specification](#)

English