

1612618-1 ✓ ACTIVE

DDR2 SO DIMM, DDR SODIMM

TE Internal #: 1612618-1

Double Data Rate (DDR), Stack Height 9.2 mm [.362 in], Right Angle

Module Orientation, 200 Position, DDR SODIMM, SO DIMM

Sockets

[View on TE.com >](#)



Connectors > Socket Connectors > Memory Sockets > SO DIMM Sockets > DDR2 SO DIMM Sockets



DRAM Type: **Double Data Rate (DDR)**

Stack Height: **9.2 mm [.362 in]**

Module Orientation: **Right Angle**

Number of Positions: **200**

Centerline (Pitch): **.6 mm [.024 in]**

[All DDR2 SO DIMM Sockets \(28\)](#)

## Features

### Product Type Features

DRAM Type	Double Data Rate (DDR)
Connector & Contact Terminates To	Printed Circuit Board
Connector System	Cable-to-Board

### Dimensions

Stack Height	9.2 mm[.362 in]
Row-to-Row Spacing	6.2 mm[.244 in]

### Configuration Features

Module Orientation	Right Angle
Number of Positions	200
Number of Bays	2
Number of Keys	1
Number of Rows	2



### Housing Features

Centerline (Pitch)	.6 mm[.024 in]
Housing Material	High Temperature Thermoplastic
Housing Color	Black

### Body Features

Connector Profile	Ultra High
Latch Plating Material	Tin
Latch Material	Stainless Steel
Module Key Type	SGRAM
Ejector Type	Locking
Ejector Location	Both Ends

### Contact Features

Contact Mating Area Plating Material	Gold Flash
Contact Current Rating (Max)	.5 A
Memory Socket Type	Memory Card
Contact Base Material	Copper Alloy
PCB Contact Termination Area Plating Material	Gold Flash

### Packaging Features

Packaging Method	Semi-Hard Tray Assembly
Packaging Quantity	20

### Operation/Application

Circuit Application	Power
---------------------	-------

### Usage Conditions

Operating Temperature Range	-55 – 85 °C[-67 – 185 °F]
-----------------------------	---------------------------

### Other

EU RoHS Compliance	Compliant
EU ELV Compliance	Compliant

### Electrical Characteristics

DRAM Voltage	2.5 V
--------------	-------

### Signal Characteristics

SGRAM Voltage	2.5 V
---------------	-------



### Termination Features

Insertion Style	Cam-In
Termination Method to PCB	Surface Mount

### Mechanical Attachment

Connector Mounting Type	Board Mount
PCB Mount Retention Type	Solder Peg
Mating Alignment Type	Standard Keying
PCB Mount Retention	With

### Industry Standards

UL Flammability Rating	UL 94V-0
------------------------	----------

### Product Compliance

[For compliance documentation, visit the product page on TE.com>](#)

EU RoHS Directive 2011/65/EU	Compliant
EU ELV Directive 2000/53/EC	Compliant
China RoHS 2 Directive MIIT Order No 32, 2016	No Restricted Materials Above Threshold
EU REACH Regulation (EC) No. 1907/2006	Current ECHA Candidate List: JUNE 2024 (241) Candidate List Declared Against: JUNE 2024 (241) Does not contain REACH SVHC
Halogen Content	Low Halogen - Br, Cl, F, I < 900 ppm per homogenous material. Also BFR/CFR/PVC Free
Solder Process Capability	Reflow solder capable to 245°C


#### Product Compliance Disclaimer

This information is provided based on reasonable inquiry of our suppliers and represents our current actual knowledge based on the information they provided. This information is subject to change. The part numbers that TE has identified as EU RoHS compliant have a maximum concentration of 0.1% by weight in homogenous materials for lead, hexavalent chromium, mercury, PBB, PBDE, DBP, BBP, DEHP, DIBP, and 0.01% for cadmium, or qualify for an exemption to these limits as defined in the Annexes of Directive 2011/65/EU (RoHS2). Finished electrical and electronic equipment products will be CE marked as required by Directive 2011/65/EU. Components may not be CE marked. Additionally, the part numbers that TE has identified as EU ELV compliant have a maximum concentration of 0.1% by weight in homogenous materials for lead, hexavalent chromium, and mercury, and 0.01% for cadmium, or qualify for an exemption to these limits as defined in the Annexes of Directive 2000/53/EC (ELV). Regarding the REACH Regulation, the information TE provides on SVHC in articles for this part number is based on the latest European Chemicals Agency (ECHA) 'Guidance on requirements for substances in articles' posted at this URL: <https://echa.europa.eu/guidance-documents/guidance-on-reach>


### Compatible Parts



### Also in the Series | [DDR2 SO DIMM](#)

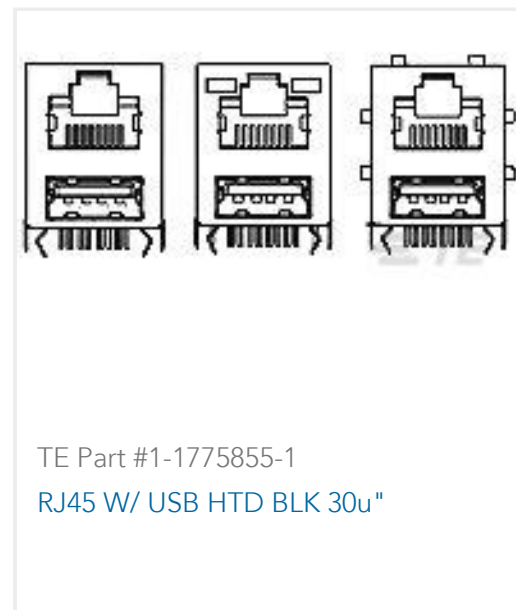
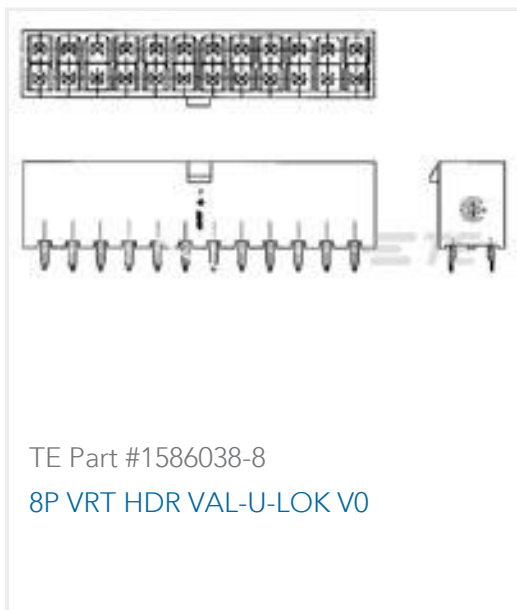


### Also in the Series | [DDR SODIMM](#)



### Customers Also Bought





## Documents

### Product Drawings

DDR SODIMM SOCKET 200POS SEMI-

English

### CAD Files

3D PDF

3D

Customer View Model

[ENG\\_CVM\\_CVM\\_1612618-1\\_E2.2d\\_dxf.zip](#)

English

Customer View Model

[ENG\\_CVM\\_CVM\\_1612618-1\\_E2.3d\\_igs.zip](#)

English

Customer View Model

[ENG\\_CVM\\_CVM\\_1612618-1\\_E2.3d\\_stp.zip](#)

English

By downloading the CAD file I accept and agree to the [Terms and Conditions](#) of use.

### Product Specifications

Product Specification

English