



AMP | AMP Type III+

TE Internal #: 1-66358-2

Socket Contact, Tin-Lead, Size 16 Contact Size, 18 – 14 AWG Wire Size, .8 – 2 mm² Wire Size, Crimp, Phosphor Bronze, Power & Signal, AMP Type III+

[View on TE.com >](#)

Connectors > Contacts > Connector Contacts



Contact Type: **Socket**

Contact Mating Area Plating Material: **Tin-Lead**

Wire Contact Termination Area Plating Material: **Tin-Lead**

Contact Retention Within Housing: **With**

Contact Size: **Size 16**

Features

Mechanical Attachment

Wire Insulation Support	With
-------------------------	------

Packaging Features

Packaging Quantity	4000
Packaging Method	Reel

Dimensions

Compatible Insulation Diameter Range	2.03 – 2.54 mm [.08 – .1 in]
Wire Size	.8 – 2 mm ²

Contact Features

Contact Underplating Material	Nickel
Contact Orientation	Straight
Mating Pin Diameter	1.57 mm [.062 in]
Contact Underplating Material Thickness	.76 μm [30 μin]
Contact Mating Area Plating Material Thickness	2.54 μm [100 μin]
Wire Contact Termination Area Plating Material Finish	Matte



Wire Contact Termination Area Plating Thickness	2.54 µm[100 µin]
Contact Type	Socket
Contact Mating Area Plating Material	Tin-Lead
Wire Contact Termination Area Plating Material	Tin-Lead
Contact Retention Within Housing	With
Contact Size	Size 16
Contact Base Material	Phosphor Bronze
Contact Current Rating (Max)	13 A

Termination Features

Termination Method to Wire & Cable	Crimp
Product Terminates To	Wire & Cable

Usage Conditions

Operating Temperature Range	-55 – 90 °C[-67 – 194 °F]
-----------------------------	---------------------------

Operation/Application

Circuit Application	Power & Signal
---------------------	----------------

Other

EU RoHS Compliance	Not Compliant
EU ELV Compliance	Compliant with Exemptions

Product Compliance

[For compliance documentation, visit the product page on TE.com>](#)

EU RoHS Directive 2011/65/EU	Not Compliant
EU ELV Directive 2000/53/EC	Compliant with Exemptions
China RoHS 2 Directive MIIT Order No 32, 2016	Restricted Materials Above Threshold
EU REACH Regulation (EC) No. 1907/2006	Current ECHA Candidate List: JUNE 2024 (241) Candidate List Declared Against: JUNE 2024 (241) SVHC > Threshold: Pb (13% in Component Part) Article Safe Usage Statements: Do not eat, drink or smoke when using this product. Wash thoroughly after handling. Recycle if possible and dispose of the article by following all applicable governmental regulations relevant to your geographic location.
Halogen Content	Low Halogen - Br, Cl, F, I < 900 ppm per homogenous material. Also BFR/CFR/PVC Free

Solder Process Capability

Not applicable for solder process capability

Product Compliance Disclaimer

This information is provided based on reasonable inquiry of our suppliers and represents our current actual knowledge based on the information they provided. This information is subject to change. The part numbers that TE has identified as EU RoHS compliant have a maximum concentration of 0.1% by weight in homogenous materials for lead, hexavalent chromium, mercury, PBB, PBDE, DBP, BBP, DEHP, DIBP, and 0.01% for cadmium, or qualify for an exemption to these limits as defined in the Annexes of Directive 2011/65/EU (RoHS2). Finished electrical and electronic equipment products will be CE marked as required by Directive 2011/65/EU. Components may not be CE marked. Additionally, the part numbers that TE has identified as EU ELV compliant have a maximum concentration of 0.1% by weight in homogenous materials for lead, hexavalent chromium, and mercury, and 0.01% for cadmium, or qualify for an exemption to these limits as defined in the Annexes of Directive 2000/53/EC (ELV). Regarding the REACH Regulation, the information TE provides on SVHC in articles for this part number is based on the latest European Chemicals Agency (ECHA) 'Guidance on requirements for substances in articles' posted at this URL: <https://echa.europa.eu/guidance-documents/guidance-on-reach>

Compatible Parts



TE Part # 91519-1
CCII TYPE III+ PIN SKT 18-14 ASSY



TE Part # 200893-2
INSERTION TOOL CONT



TE Part # 539972-1
EXTRACTION TOOL



TE Part # 305183
EXTRACT TOOL TYPE 2 20-16



TE Part # 2151101-1
OCEAN_2.0_APPLICATOR-S-090F1200-RSM



TE Part # 2151101-2
OCEAN_2.0_APPLICATOR-S-090F1200-RSA



TE Part # 2305570-1
Strip Terminal Cutter-Side Feed-No Crimp



TE Part # 5-2151101-1
OCEAN_2.0_APPLICATOR-S-090F1200-RSM



TE Part # 5-2151101-2
OCEAN_2.0_APPLICATOR-S-090F1200-RSA




TE Part # 7-2151101-7
OCEAN_2.0_SPARE_PART_KIT-090F1200

Also in the Series | **AMP Type III+**

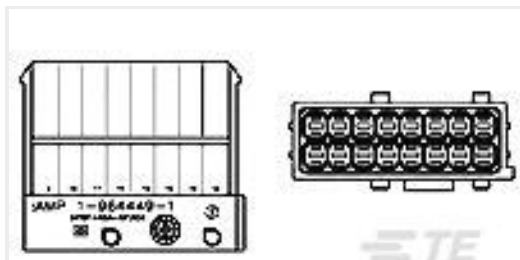


Connector Contacts(397)

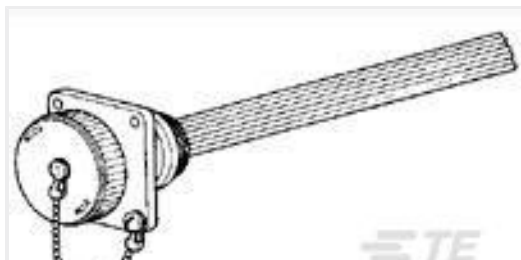


Insertion & Extraction Tools(4)

Customers Also Bought



TE Part #1-964449-1
FLACHSTE-GEH2,8 16P



TE Part #208680-1
SEALING CAP ASSY,SZ 23,CPC



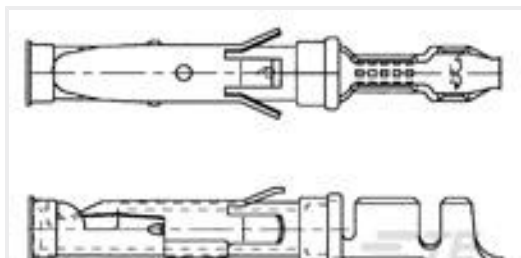
TE Part #T4110012081-000
M12 F, 8P GOLD A_CODE S SHIELDED PG9



TE Part #211773-1
23-19 CPC RECEPT REV SEX



TE Part #66564-8
III+ PIN,24-20,30AU/FL,STRIP



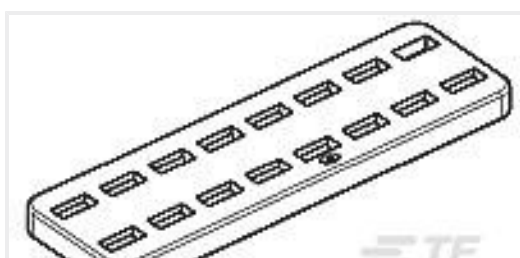
TE Part #163087-9
062 SOC.ASS. TYP3+




TE Part #1-962915-1
TAB 2.8x0.8 CONTACT CS SWS Sn



TE Part #5-968221-1
MQS0,63 Sn rec CB unseal. 0,5-0,75



TE Part #963216-1
DICHTUNG



TE Part #102308-000
2020D0309-0

Documents

Product Drawings

III+ SKT,18-14,TIN-LEAD,STRIP

English

CAD Files

Customer View Model

ENG_CVM_CVM_1-66358-2_AR.2d_dxf.zip

English

3D PDF



3D

Customer View Model

[ENG_CVM_CVM_1-66358-2_AR.3d_igs.zip](#)

English

Customer View Model

[ENG_CVM_CVM_1-66358-2_AR.3d_stp.zip](#)

English

By downloading the CAD file I accept and agree to the [Terms and Conditions](#) of use.

Product Specifications

[Application Specification](#)

English

Instruction Sheets

[Instruction Sheet \(U.S.\)](#)

Japanese

[Instruction Sheet \(U.S.\)](#)

English