

8-968975-1 ✓ ACTIVE

AMP | AMP MCP Connector System, AMP MCP 2.8


TE Internal #: 8-968975-1

Housing for Female Terminals, Wire-to-Wire, 21 Position, 5 mm [.197 in] Centerline, Brown, Signal, Cable Mount (Free-Hanging), Hybrid

[View on TE.com >](#)



Connectors > Automotive Connectors > Automotive Housings



Connector System: **Wire-to-Wire**

Number of Positions: **21**

Connector & Housing Type: **Housing for Female Terminals**

Centerline (Pitch): **5 mm [.197 in]**

Sealable: **No**

Features

Product Type Features

Connector System	Wire-to-Wire
Connector & Housing Type	Housing for Female Terminals
Sealable	No
Primary Locking Feature	On the Terminal
Mixed & Hybrid Connector	No
Connector Shape	Rectangular

Configuration Features

Number of Positions	21
Number of Rows	3

Housing Features

Centerline (Pitch)	5 mm [.197 in]
Housing Material	PBT GF

Contact Features

Mating Tab Width	2.8 mm [.11 in]
Contact Size	2.8mm
Contact Type	Receptacle

Body Features

Primary Product Color	Brown
-----------------------	-------



Connector & Keying Code	A
-------------------------	---

Cable Exit Angle	180°
------------------	------

Operation/Application

Circuit Application	Signal
---------------------	--------

Mechanical Attachment

Connector Mounting Type	Cable Mount (Free-Hanging)
-------------------------	----------------------------

Strain Relief	Without
---------------	---------

Terminal Position Assurance	Yes
-----------------------------	-----

Mating Alignment Type	Keyed
-----------------------	-------

Mating Alignment	With
------------------	------

Usage Conditions

Operating Temperature (Max)	80 °C, 105 °C, 100 °C, 90 °C, 85 °C, 75 °C, 70 °C, 110 °C, 120 °C[248 °F][221 °F][158 °F][167 °F][230 °F][176 °F][194 °F][185 °F][212 °F]
-----------------------------	---

Operating Temperature Range	-40 – 120 °C[-40 – 248 °F]
-----------------------------	----------------------------

Electrical Characteristics

Nominal Voltage Architecture	24 V, 12 V
------------------------------	------------

Operating Voltage	28 VDC
-------------------	--------

Other

Connector Position Assurance Capable	No
--------------------------------------	----

EU RoHS Compliance	Compliant
--------------------	-----------

EU ELV Compliance	Compliant
-------------------	-----------

Serviceable	No
-------------	----

Dimensions

Product Length	37.5 mm[1.476 in]
----------------	-------------------

Connector Height	24 mm[.945 in]
------------------	----------------

Packaging Features

Packaging Method	Carton
------------------	--------

Packaging Quantity	900
--------------------	-----

Product Compliance

For compliance documentation, visit the product page on [TE.com](https://www.te.com)>



EU RoHS Directive 2011/65/EU	Compliant
EU ELV Directive 2000/53/EC	Compliant
China RoHS 2 Directive MIIT Order No 32, 2016	No Restricted Materials Above Threshold
EU REACH Regulation (EC) No. 1907/2006	Current ECHA Candidate List: JUNE 2024 (241) Candidate List Declared Against: JUNE 2024 (241) Does not contain REACH SVHC
Halogen Content	Low Halogen - Br, Cl, F, I < 900 ppm per homogenous material. Also BFR/CFR/PVC Free
Solder Process Capability	Not applicable for solder process capability

Product Compliance Disclaimer

This information is provided based on reasonable inquiry of our suppliers and represents our current actual knowledge based on the information they provided. This information is subject to change. The part numbers that TE has identified as EU RoHS compliant have a maximum concentration of 0.1% by weight in homogenous materials for lead, hexavalent chromium, mercury, PBB, PBDE, DBP, BBP, DEHP, DIBP, and 0.01% for cadmium, or qualify for an exemption to these limits as defined in the Annexes of Directive 2011/65/EU (RoHS2). Finished electrical and electronic equipment products will be CE marked as required by Directive 2011/65/EU. Components may not be CE marked. Additionally, the part numbers that TE has identified as EU ELV compliant have a maximum concentration of 0.1% by weight in homogenous materials for lead, hexavalent chromium, and mercury, and 0.01% for cadmium, or qualify for an exemption to these limits as defined in the Annexes of Directive 2000/53/EC (ELV). Regarding the REACH Regulation, the information TE provides on SVHC in articles for this part number is based on the latest European Chemicals Agency (ECHA) 'Guidance on requirements for substances in articles' posted at this URL: <https://echa.europa.eu/guidance-documents/guidance-on-reach>

Compatible Parts



TE Part # CAT-T4827-CH8172
Timer Connector Housing



TE Part # CAT-AM705-CH8173
AMP Unsealed Connector Housing



TE Part # 966140-6
MESSERLEISTE 21P




TE Part # CAT-LMPH9507
Low & Medium Power Header



TE Part # 967635-1
2.0 KONT



TE Part # CAT-AM705-T273
AMP MCP, RECEPTACLE AND TAB



TE Part # 2421721-6
21POS,TAB2.8X0.8,HDR ASSY,90DEG,
COD A,RS

Also in the Series | AMP MCP Connector System



Automotive Connector Caps & Covers (24)



Automotive Connector Locks & Position Assurance(4)



Automotive Housings(265)




Automotive Terminals(11)




Connector Seals & Cavity Plugs(5)



Insertion & Extraction Tools(13)



Other Automotive Connector Accessories(2)




PCB Headers & Receptacles(32)


Also in the Series | **AMP MCP 2.8**




Automotive Connector Caps & Covers (1)



Automotive Connector Locks & Position Assurance(5)




Automotive Housings(162)




Automotive Terminals(53)




Connector Seals & Cavity Plugs(3)




Insertion & Extraction Tools(6)



Module Components(1)



Other Automotive Connector Accessories(1)



PCB Headers & Receptacles(1)



Customers Also Bought



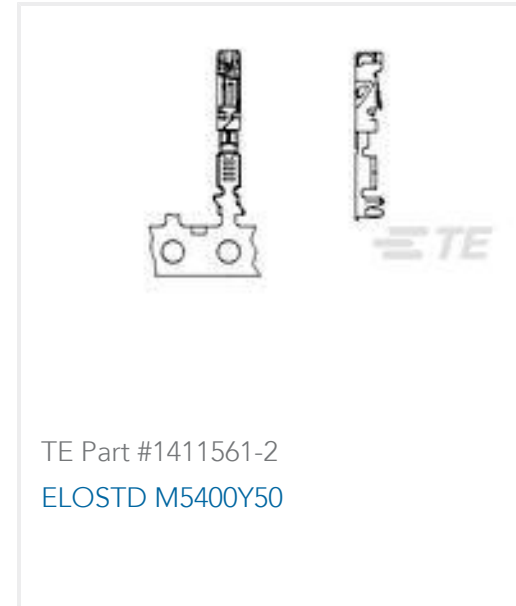
TE Part #8-968972-1
AMP Unsealed Connector Housing



TE Part #TAD14741111-005
M12D4-MS-MS-PVC TYPE B-5.0M



TE Part #881742-1
ASS'Y JR P.TIMER 3W



TE Part #1411561-2
ELOSTD M5400Y50

Documents

Product Drawings

[MCP2.8 GEH 21P](#)

English

CAD Files

[3D PDF](#)

3D

Customer View Model

[ENG_CVM_CVM_8-968975-1_F.2d_dxf.zip](#)

English

Customer View Model

[ENG_CVM_CVM_8-968975-1_F.3d_igs.zip](#)

English

Customer View Model

[ENG_CVM_CVM_8-968975-1_F.3d_stp.zip](#)

English

By downloading the CAD file I accept and agree to the [Terms and Conditions](#) of use.

Product Specifications

[Application Specification](#)

English