

3-826949-2 ✓ ACTIVE

AMPMODU | AMPMODU Headers

TE Internal #: 3-826949-2

PCB Mount Header, Right Angle, Board-to-Board, 32 Position, 2.54 mm [.1 in] Centerline, Breakaway, Tin, Through Hole - Solder, Signal, AMPMODU Headers

[View on TE.com >](#)



Connectors > PCB Connectors > PCB Headers & Receptacles



EU RoHS Compliance: **Compliant**

EU ELV Compliance: **Compliant**

PCB Connector Assembly Type: **PCB Mount Header**

PCB Mount Orientation: **Right Angle**

Connector System: **Board-to-Board**

Features

Other

EU RoHS Compliance **Compliant**

EU ELV Compliance **Compliant**

Product Type Features

PCB Connector Assembly Type **PCB Mount Header**

Connector System **Board-to-Board**

Header Type **Breakaway**

Sealable **No**

Connector & Contact Terminates To **Printed Circuit Board**

Configuration Features

Connector Contact Load Condition **Fully Loaded**

Board-to-Board Configuration **Perpendicular**

PCB Mount Orientation **Right Angle**

Number of Positions **32**

Number of Rows **1**

Electrical Characteristics

Insulation Resistance **5000 MΩ**

Dielectric Withstanding Voltage (Max) **750 Vrms**

Body Features



Primary Product Color	Green
-----------------------	-------

Contact Features

Contact Underplating Material	Nickel
Contact Mating Area Plating Material Thickness	3 µm[118.11 µin]
Mating Square Post Dimension	.64 mm[.025 in]
PCB Contact Termination Area Plating Material Thickness	2 µm
Contact Shape & Form	Square
Contact Base Material	Phosphor Bronze
PCB Contact Termination Area Plating Material	Tin
Contact Mating Area Plating Material	Tin
Contact Type	Pin
Contact Current Rating (Max)	5 A

Termination Features

Termination Post & Tail Length	3.2 mm[.126 in]
Square Termination Post & Tail Dimension	.64 mm[.025 in]
Termination Method to PCB	Through Hole - Solder

Mechanical Attachment

PCB Mount Retention	Without
PCB Mount Alignment	Without
Connector Mounting Type	Board Mount
Mating Alignment	Without

Housing Features

Housing Material	PBT
Centerline (Pitch)	2.54 mm[.1 in]

Dimensions

PCB Thickness (Recommended)	1.57 mm[.062 in]
-----------------------------	------------------

Usage Conditions

Housing Temperature Rating	Standard
Operating Temperature Range	-65 – 105 °C[-85 – 221 °F]

Operation/Application

Circuit Application	Signal
---------------------	--------

Industry Standards



UL Flammability Rating	UL 94V-0
------------------------	----------

Packaging Features

Packaging Quantity	300
Packaging Method	Carton

Product Compliance

[For compliance documentation, visit the product page on TE.com>](#)

EU RoHS Directive 2011/65/EU	Compliant
EU ELV Directive 2000/53/EC	Compliant
China RoHS 2 Directive MIIT Order No 32, 2016	No Restricted Materials Above Threshold
EU REACH Regulation (EC) No. 1907/2006	Current ECHA Candidate List: JUNE 2024 (241) Candidate List Declared Against: JUNE 2024 (241) Does not contain REACH SVHC
Halogen Content	Not Low Halogen - contains Br or Cl > 900 ppm.
Solder Process Capability	Wave solder capable to 265°C

Product Compliance Disclaimer

This information is provided based on reasonable inquiry of our suppliers and represents our current actual knowledge based on the information they provided. This information is subject to change. The part numbers that TE has identified as EU RoHS compliant have a maximum concentration of 0.1% by weight in homogenous materials for lead, hexavalent chromium, mercury, PBB, PBDE, DBP, BBP, DEHP, DIBP, and 0.01% for cadmium, or qualify for an exemption to these limits as defined in the Annexes of Directive 2011/65/EU (RoHS2). Finished electrical and electronic equipment products will be CE marked as required by Directive 2011/65/EU. Components may not be CE marked. Additionally, the part numbers that TE has identified as EU ELV compliant have a maximum concentration of 0.1% by weight in homogenous materials for lead, hexavalent chromium, and mercury, and 0.01% for cadmium, or qualify for an exemption to these limits as defined in the Annexes of Directive 2000/53/EC (ELV). Regarding the REACH Regulation, the information TE provides on SVHC in articles for this part number is based on the latest European Chemicals Agency (ECHA) 'Guidance on requirements for substances in articles' posted at this URL: <https://echa.europa.eu/guidance-documents/guidance-on-reach>

Compatible Parts







Also in the Series | AMPMODU Headers




Connector Contacts(52)



Connector Hardware(1)



PCB Headers & Receptacles(1618)



Wire-to-Board Connector Assemblies & Housings(5)

Customers Also Bought



TE Part #6648374-1
CONTACT,SKT,SIZE #12



TE Part #1-2834021-3
3POS 2.5MM TES CONN.



TE Part #CONMMCX002-SMD-T
MMCX Jack 50 Ohm PCB Surface Mount



TE Part #FX1901-0001-0200-L
200 LBF COMPRESSION LOAD CELL 100MV



TE Part #1-826632-6
16P AMPMODU II STIFT LEI



TE Part #165004
PLASTI-GRIP, SPADE 22-16 4



TE Part #928845-1
TIMER KONTAKT F PCB



TE Part #2199001-1
SHIELD FINGER 1210 EMBOSS PACKING



TE Part #2292838-3
PLATED SPRING FINGER WITH PACKAGING



TE Part #FX1901-0001-0010-L
COIN LOADCELL SENSOR

Documents

Product Drawings

[32P MOD2 PIN HEADER](#)

English

[32P MOD2 PIN HEADER](#)

English

CAD Files



[3D PDF](#)

3D

Customer View Model

[ENG_CVM_CVM_3-826949-2_M.2d_dxf.zip](#)

English

Customer View Model

[ENG_CVM_CVM_3-826949-2_M.3d_igs.zip](#)

English

Customer View Model

[ENG_CVM_CVM_3-826949-2_M.3d_stp.zip](#)

English

By downloading the CAD file I accept and agree to the [Terms and Conditions](#) of use.

Agency Approvals

[UL Report](#)

English