

1-2199298-2 ✓ ACTIVE

## DIPLOMATE

TE Internal #: 1-2199298-2

Stamped & Formed, 8 Position, Low Profile, Through Hole, Tin, -40

- 105 °C [-40 – 221 °F], DIP Sockets

[View on TE.com >](#)



Connectors > Socket Connectors > IC Sockets > DIP Sockets > DIP Socket: Low Profile, Stamped & Formed, Open, Tin



Contact Fabrication: **Stamped & Formed**

Number of Positions: **8**

Connector Profile: **Low**

Row-to-Row Spacing: **7.62 mm [ .3 in ]**

Leg Style: **Through Hole**

[All DIP Socket: Low Profile, Stamped & Formed, Open, Tin \(6\)](#)

## Features

### Termination Features

	3 in
Termination Method to PCB	Through Hole - Solder

### Contact Features

Contact Fabrication	Stamped & Formed
Contact Mating Area Plating Material	Tin
Contact Current Rating (Max)	1 A
Mating Contact Type	Dual Leaf
Contact Base Material	Phosphor Bronze
IC Socket Type	DIP
PCB Contact Termination Area Plating Material	Tin
Contact Type	Pin
	60 µin

### Configuration Features

Number of Positions	8
PCB Mount Orientation	Vertical
Number of Rows	2



### Body Features

Connector Profile	Low
Sleeve Plating Material	Tin/Lead
Frame Style	Ladder
Sleeve Material	Brass/Copper

### Dimensions

Row-to-Row Spacing	7.62 mm[.3 in]
Product Length	10.16 mm[.4 in]
Profile Height from PCB	5.1 mm[.2 in]

### Product Type Features

Leg Style	Through Hole
Connector & Contact Terminates To	Printed Circuit Board

### Usage Conditions

Operating Temperature Range	-40 – 105 °C[-40 – 221 °F]
-----------------------------	----------------------------

### Other

EU RoHS Compliance	Compliant
EU ELV Compliance	Compliant
Quantity per Tube	6000

### Electrical Characteristics

Contact Resistance	20 mΩ
Insulation Resistance	1000 MΩ

### Mechanical Attachment

Connector Mounting Type	Board Mount
Mating Alignment Type	Polarization
Mating Alignment	With

### Housing Features

Housing Material	PBT GF30
Housing Color	Black
Centerline (Pitch)	2.54 mm[.1 in]

### Operation/Application

Circuit Application	Signal
---------------------	--------

### Industry Standards

UL Flammability Rating	UL 94V-0
------------------------	----------

### Packaging Features

Tubes per Box	2
Packaging Method	Box & Tube
Packaging Quantity	60

### Product Compliance

[For compliance documentation, visit the product page on TE.com>](#)

EU RoHS Directive 2011/65/EU	Compliant
EU ELV Directive 2000/53/EC	Compliant
China RoHS 2 Directive MIIT Order No 32, 2016	No Restricted Materials Above Threshold
EU REACH Regulation (EC) No. 1907/2006	Current ECHA Candidate List: JUNE 2024 (241) Candidate List Declared Against: JUNE 2024 (241) Does not contain REACH SVHC
Halogen Content	Not Low Halogen - contains Br or Cl > 900 ppm.
Solder Process Capability	Wave solder capable to 240°C


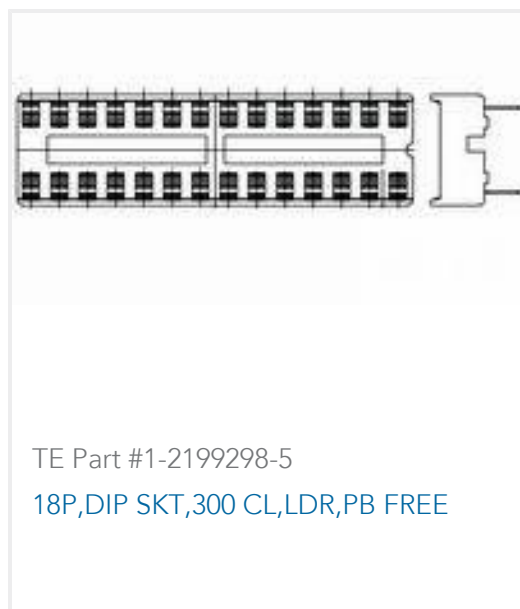
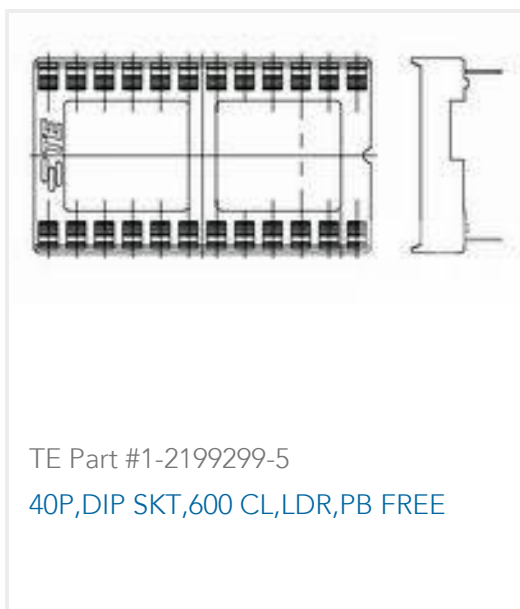
#### Product Compliance Disclaimer

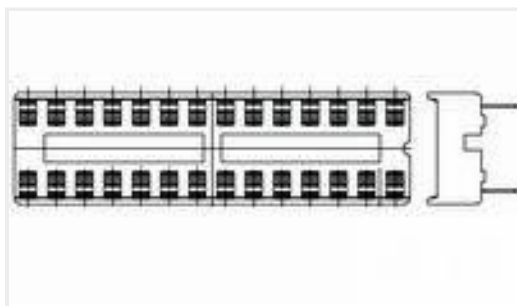
This information is provided based on reasonable inquiry of our suppliers and represents our current actual knowledge based on the information they provided. This information is subject to change. The part numbers that TE has identified as EU RoHS compliant have a maximum concentration of 0.1% by weight in homogenous materials for lead, hexavalent chromium, mercury, PBB, PBDE, DBP, BBP, DEHP, DIBP, and 0.01% for cadmium, or qualify for an exemption to these limits as defined in the Annexes of Directive 2011/65/EU (RoHS2). Finished electrical and electronic equipment products will be CE marked as required by Directive 2011/65/EU. Components may not be CE marked. Additionally, the part numbers that TE has identified as EU ELV compliant have a maximum concentration of 0.1% by weight in homogenous materials for lead, hexavalent chromium, and mercury, and 0.01% for cadmium, or qualify for an exemption to these limits as defined in the Annexes of Directive 2000/53/EC (ELV). Regarding the REACH Regulation, the information TE provides on SVHC in articles for this part number is based on the latest European Chemicals Agency (ECHA) 'Guidance on requirements for substances in articles' posted at this URL: <https://echa.europa.eu/guidance-documents/guidance-on-reach>

### Compatible Parts



### Customers Also Bought





TE Part #1-2199298-1  
6P, DIP SKT, 300 CL, LDR, PB FREE



TE Part #1735251-3  
SKT, SODIMM, 144P, 1.5/1.35V(DDR3),  
STD, TY-S



TE Part #4-794619-8  
18P MICRO MNL ASSY, R/A, HDR LF



TE Part #2-1462041-2  
IMB02IGR=IM RELAY 140mW 4.5V



TE Part #5552633-4  
KIT, HARDWARE STANDOFF STUD  
MT

## Documents

### Product Drawings

8P, DIP SKT, 300 CL, LDR, PB FREE

English

### CAD Files

3D PDF

3D

Customer View Model

[ENG\\_CVM\\_CVM\\_1-2199298-2\\_A.2d\\_dxf.zip](#)

English

Customer View Model

[ENG\\_CVM\\_CVM\\_1-2199298-2\\_A.3d\\_igs.zip](#)

English

Customer View Model

[ENG\\_CVM\\_CVM\\_1-2199298-2\\_A.3d\\_stp.zip](#)

English

By downloading the CAD file I accept and agree to the [Terms and Conditions](#) of use.

### Datasheets & Catalog Pages

[DIP Sockets Quick Reference Guide \(EN\)](#)

English