

5-147278-2 ✓ ACTIVE

AMPMODU | AMPMODU MTE

TE Internal #: 5-147278-2

PCB Mount Header, Right Angle, Wire-to-Board, 3 Position, 2.54 mm [.1 in] Centerline, Fully Shrouded, Gold, Surface Mount, Signal, Black, AMPMODU MTE

[View on TE.com >](#)



Connectors > PCB Connectors > PCB Headers & Receptacles



EU RoHS Compliance: **Compliant**

EU ELV Compliance: **Compliant**

PCB Connector Assembly Type: **PCB Mount Header**

PCB Mount Orientation: **Right Angle**

Connector System: **Wire-to-Board**

Features

Other

EU RoHS Compliance	Compliant
EU ELV Compliance	Compliant

Product Type Features

PCB Connector Assembly Type	PCB Mount Header
Connector System	Wire-to-Board
Header Type	Fully Shrouded
Sealable	No
Connector & Contact Terminates To	Printed Circuit Board

Configuration Features

PCB Mount Orientation	Right Angle
Number of Positions	3
Number of Rows	1

Electrical Characteristics

Termination Resistance	15 mΩ
------------------------	-------



Insulation Resistance	5000 MΩ
-----------------------	---------

Dielectric Withstanding Voltage (Max)	600 V
---------------------------------------	-------

Body Features

Primary Product Color	Black
-----------------------	-------

Contact Features

PCB Contact Termination Area Plating Material Finish	Matte
--	-------

Contact Mating Area Plating Material Thickness	.381 μm[15 μin]
--	-----------------

Mating Square Post Dimension	.64 mm[.025 in]
------------------------------	-----------------

PCB Contact Termination Area Plating Material Thickness	2.54 – 5.08 μm[100 – 200 μin]
---	-------------------------------

Contact Shape & Form	Square
----------------------	--------

Contact Mating Area Length	5.84 mm[.23 in]
----------------------------	-----------------

Contact Base Material	Brass
-----------------------	-------

PCB Contact Termination Area Plating Material	Tin
---	-----

Contact Mating Area Plating Material	Gold
--------------------------------------	------

Contact Type	Pin
--------------	-----

Contact Current Rating (Max)	3 A
------------------------------	-----

Termination Features

Termination Post & Tail Length	3.05 mm[.12 in]
--------------------------------	-----------------

Square Termination Post & Tail Dimension	.64 mm[.025 in]
--	-----------------

Termination Method to PCB	Surface Mount
---------------------------	---------------

Mechanical Attachment

Panel Mount Feature	Without
---------------------	---------

Mating Retention Type	Polarized Lock
-----------------------	----------------

Mating Retention	With
------------------	------

Mating Alignment Type	Latched, Polarization
-----------------------	-----------------------

PCB Mount Retention Type	Hold-Down
--------------------------	-----------

PCB Mount Retention	With
---------------------	------

PCB Mount Alignment	Without
---------------------	---------

Connector Mounting Type	Board Mount
-------------------------	-------------

Mating Alignment	With
------------------	------

Housing Features

Housing Material	Thermoplastic
------------------	---------------



Centerline (Pitch)	2.54 mm[.1 in]
--------------------	----------------

Dimensions

PCB Thickness (Recommended)	1.57 mm[.062 in]
Connector Height	6.65 mm[.262 in]
Connector Length	12.7 mm[.5 in]

Usage Conditions

Housing Temperature Rating	High
Operating Temperature Range	-65 – 105 °C[-85 – 221 °F]

Operation/Application

Circuit Application	Signal
---------------------	--------

Industry Standards

Compatible With Approved Standards Products	UL E28476, CSA LR7189
UL Flammability Rating	UL 94V-0

Packaging Features

Packaging Quantity	300
Packaging Method	Tape & Reel

Product Compliance

[For compliance documentation, visit the product page on TE.com>](#)

EU RoHS Directive 2011/65/EU	Compliant
EU ELV Directive 2000/53/EC	Compliant
China RoHS 2 Directive MIIT Order No 32, 2016	No Restricted Materials Above Threshold
EU REACH Regulation (EC) No. 1907/2006	Current ECHA Candidate List: JUNE 2024 (241) Candidate List Declared Against: JUNE 2024 (241) Does not contain REACH SVHC
Halogen Content	Low Halogen - Br, Cl, F, I < 900 ppm per homogenous material. Also BFR/CFR/PVC Free
Solder Process Capability	Reflow solder capable to 260°C


Product Compliance Disclaimer

This information is provided based on reasonable inquiry of our suppliers and represents our current actual knowledge based on the information they provided. This information is subject to change. The part numbers that TE has identified as EU RoHS compliant have a maximum concentration of 0.1% by weight in homogenous materials for lead, hexavalent chromium, mercury, PBB, PBDE, DBP, BBP, DEHP, DIBP, and 0.01% for cadmium, or qualify for an exemption to these



limits as defined in the Annexes of Directive 2011/65/EU (RoHS2). Finished electrical and electronic equipment products will be CE marked as required by Directive 2011/65/EU. Components may not be CE marked. Additionally, the part numbers that TE has identified as EU ELV compliant have a maximum concentration of 0.1% by weight in homogenous materials for lead, hexavalent chromium, and mercury, and 0.01% for cadmium, or qualify for an exemption to these limits as defined in the Annexes of Directive 2000/53/EC (ELV). Regarding the REACH Regulation, the information TE provides on SVHC in articles for this part number is based on the latest European Chemicals Agency (ECHA) 'Guidance on requirements for substances in articles' posted at this URL: <https://echa.europa.eu/guidance-documents/guidance-on-reach>

Compatible Parts



TE Part # 5-103960-2
8X3 MTE RCPT SR LATCH .100CL



TE Part # 5-103969-2
8X3 MTE RCPT SR RIBBED .100CL



TE Part # 5-103957-2
8X3 MTE RCPT SR LATCH .100CL



TE Part # 1-2267795-2
CA, MTE FOW-FOW, 3POS, 300mm
15Au, 24AWG



TE Part # 2267795-2
CA, MTE FOW-FOW, 3POS, 75mm
15Au, 24AWG

Also in the Series | AMPMODU MTE



Connector Caps & Covers(18)




Connector Contacts(27)



Connector Hardware(1)



Insertion & Extraction Tools(1)



PCB Headers & Receptacles(444)




Wire-to-Board Connector Assemblies
& Housings(298)

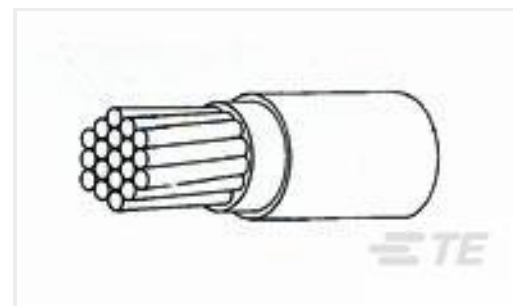
Customers Also Bought



TE Part #1-5179029-0
0.8FH,P06H.5,200,08/Sn,TU



TE Part #5084616-5
0.8FH,R13H.5,120,08/Sn,TR,SC



TE Part #282294-001
81044/12-14-9



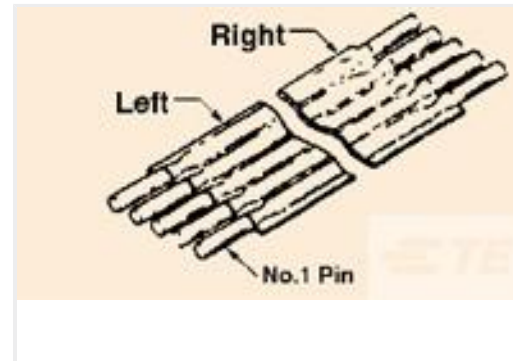
TE Part #2-1355154-1
MQS STIFTWANNE 18P




TE Part #494167-E
M12 MALE, A CODE, 4P, 10.5MM SMT



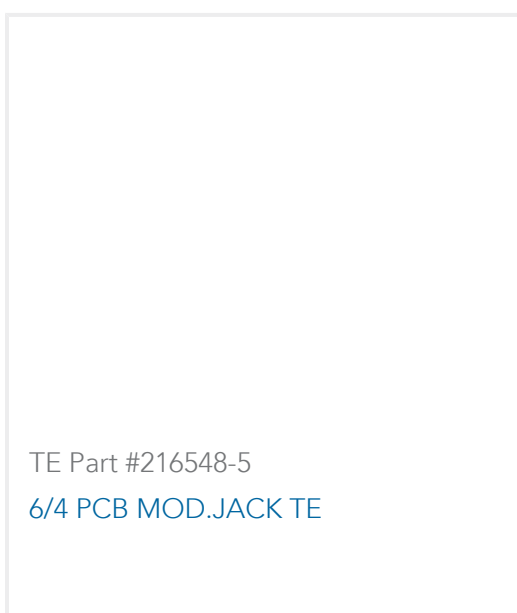
TE Part #494520-E
M12 MALE, A CODE, 5P, 10.5MM SMT



TE Part #5-1474566-3
FSK-21.5A-5



TE Part #2118826-1
CABLE ASSY SMA - IPEX MHF4L, 1.13,
300MM



TE Part #216548-5
6/4 PCB MOD.JACK TE

Documents

Product Drawings

[03 MTE HDR SRRA SFMNT .100CL](#)

English

CAD Files

[3D PDF](#)

3D

Customer View Model

[ENG_CVM_CVM_5-147278-2_N.2d_dxf.zip](#)

English

Customer View Model

[ENG_CVM_CVM_5-147278-2_N.3d_igs.zip](#)

English

Customer View Model

[ENG_CVM_CVM_5-147278-2_N.3d_stp.zip](#)

English

By downloading the CAD file I accept and agree to the [Terms and Conditions](#) of use.

Datasheets & Catalog Pages



[AMPMODU_INTERCONNECTION_SYSTEM_SECTION5_CONT](#)

English

[AMPMODU MTE INTERCONNECT SYSTEM](#)

English

[Product Specifications](#)

[Application Specification](#)

English