

3-1971906-4 ✓ ACTIVE



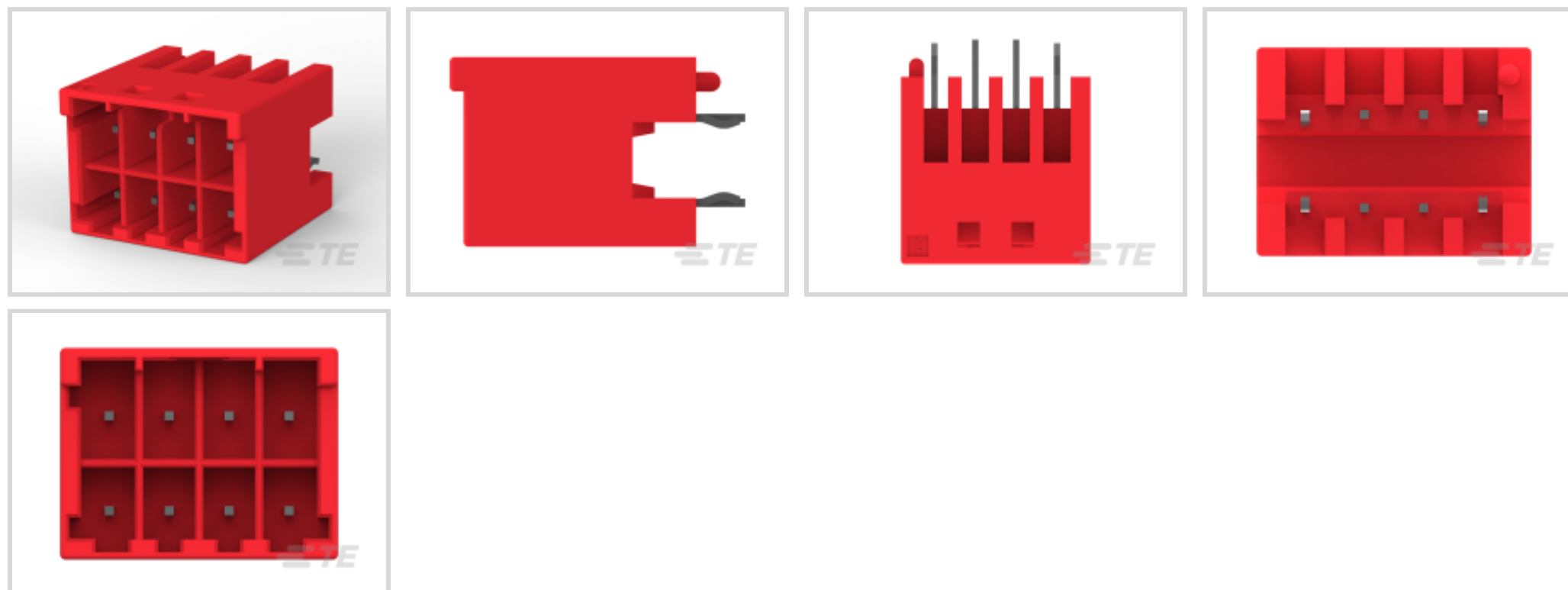
### GRACE INERTIA 3.3

TE Internal #: 3-1971906-4

PCB Mount Header, Vertical, Wire-to-Board, 8 Position, 3.3 mm [129 in] Centerline, Fully Shrouded, Tin, Through Hole - Solder, GRACE INERTIA 3.3

[View on TE.com >](#)

Connectors > PCB Connectors > PCB Headers & Receptacles



EU RoHS Compliance: **Compliant**

EU ELV Compliance: **Compliant**

PCB Connector Assembly Type: **PCB Mount Header**

PCB Mount Orientation: **Vertical**

Connector System: **Wire-to-Board**

### Features

#### Other

EU RoHS Compliance	Compliant
EU ELV Compliance	Compliant

#### Product Type Features

Mixed & Hybrid Header	No
Connector Shape	Rectangular
PCB Connector Assembly Type	PCB Mount Header
Connector System	Wire-to-Board
Header Type	Fully Shrouded
Sealable	No
Connector & Contact Terminates To	Printed Circuit Board

#### Configuration Features

Number of Columns	4
Number of Loaded Positions	8
Number of Power Positions	8



Connector Contact Load Condition	Fully Loaded
PCB Mount Orientation	Vertical
Number of Positions	8
Number of Rows	2

### Electrical Characteristics

Operating Voltage	250 VDC
-------------------	---------

### Body Features

Connector & Keying Code	C
Primary Product Color	Red

### Contact Features

Contact Underplating Material	Nickel
Contact Underplating Material Thickness	1.25 $\mu\text{m}$ [49.21 $\mu\text{in}$ ]
Contact Size	.5mm
Contact Mating Area Plating Material Thickness	2 $\mu\text{m}$ [78.74 $\mu\text{in}$ ]
Mating Square Post Dimension	.5 mm[.02 in]
PCB Contact Termination Area Plating Material Thickness	2 $\mu\text{m}$ [78.74 $\mu\text{in}$ ]
Contact Shape & Form	Square
Contact Layout	Matrix
Contact Mating Area Length	3.6 mm[.142 in]
Contact Base Material	Brass
PCB Contact Termination Area Plating Material	Tin
Contact Mating Area Plating Material	Tin
Contact Type	Tab
Contact Current Rating (Max)	4 A

### Termination Features

Termination Post & Tail Length	3 mm[.118 in]
Square Termination Post & Tail Dimension	.5 mm[.02 in]
Termination Method to PCB	Through Hole - Solder

### Mechanical Attachment

Panel Mount Feature	Without
Mating Retention Type	Locking Window
Mating Retention	With



Mating Alignment Type	Keyed
PCB Mount Retention Type	Kinked
PCB Mount Alignment Type	Locating Posts
PCB Mount Retention	With
PCB Mount Alignment	With
Connector Mounting Type	Board Mount
Mating Alignment	With

### Housing Features

Mating Entry Location	Top
Housing Material	PA 66 GF
Centerline (Pitch)	3.3 mm [.129 in]

### Dimensions

Row-to-Row Spacing	5.2 mm [.205 in]
Connector Width	11.6 mm [.456 in]
PCB Thickness (Recommended)	1.6 mm [.06 in]
Connector Height	14.25 mm [.561 in]
Connector Length	15.3 mm [.602 in]

### Usage Conditions

Operating Temperature (Max)	105 °C [221 °F]
Operating Temperature Range	-30 – 105 °C [-22 – 221 °F]

### Operation/Application

Circuit Application	Power
---------------------	-------

### Industry Standards

Glow Wire Rating	GWT 750°C (Without Flame)
UL Flammability Rating	UL 94V-0

### Packaging Features

Packaging Quantity	250
Packaging Method	Tray

### Product Compliance

[For compliance documentation, visit the product page on TE.com>](#)

EU RoHS Directive 2011/65/EU	Compliant
------------------------------	-----------


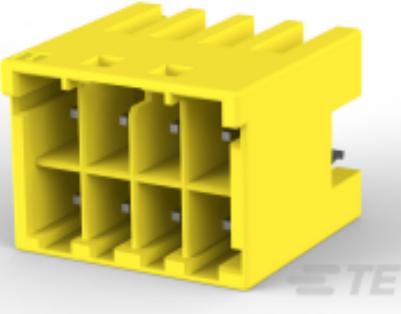








EU ELV Directive 2000/53/EC	Compliant
China RoHS 2 Directive MIIT Order No 32, 2016	No Restricted Materials Above Threshold
EU REACH Regulation (EC) No. 1907/2006	Current ECHA Candidate List: JUNE 2024 (241) Candidate List Declared Against: JUNE 2024 (241) Does not contain REACH SVHC
Halogen Content	Not Low Halogen - contains Br or Cl > 900 ppm.
Solder Process Capability	Not reviewed for solder process capability

Product Compliance Disclaimer

This information is provided based on reasonable inquiry of our suppliers and represents our current actual knowledge based on the information they provided. This information is subject to change. The part numbers that TE has identified as EU RoHS compliant have a maximum concentration of 0.1% by weight in homogenous materials for lead, hexavalent chromium, mercury, PBB, PBDE, DBP, BBP, DEHP, DIBP, and 0.01% for cadmium, or qualify for an exemption to these limits as defined in the Annexes of Directive 2011/65/EU (RoHS2). Finished electrical and electronic equipment products will be CE marked as required by Directive 2011/65/EU. Components may not be CE marked. Additionally, the part numbers that TE has identified as EU ELV compliant have a maximum concentration of 0.1% by weight in homogenous materials for lead, hexavalent chromium, and mercury, and 0.01% for cadmium, or qualify for an exemption to these limits as defined in the Annexes of Directive 2000/53/EC (ELV). Regarding the REACH Regulation, the information TE provides on SVHC in articles for this part number is based on the latest European Chemicals Agency (ECHA) 'Guidance on requirements for substances in articles' posted at this URL: <https://echa.europa.eu/guidance-documents/guidance-on-reach>

## Compatible Parts

 <p>TE Part # 1-1971906-6 HEADER ASSY 12POS,KEYING-A, NEW GIC3.3</p>	 <p>TE Part # 4-1971906-4 HEADER ASSY 8POS,KEYING-D,NEW GIC3.3</p>	 <p>TE Part # 1-1971906-7 HEADER ASSY 14POS,KEYING-A, NEW GIC3.3</p>	 <p>TE Part # CAT-G7534-T669 GRACE INERTIA TPA</p>
 <p>TE Part # 1939983-1 GIC3.3 HDR ASS'Y 10POS 2ROW</p>	 <p>TE Part # 1827393-1 GIC 3.3 HDR ASSY 8P</p>	 <p>TE Part # 1827392-1 GIC 3.3 HDR ASSY 6P</p>	 <p>TE Part # 1-1971906-5 HEADER ASSY 10POS,KEYING-A, NEW GIC3.3</p>




TE Part # 2-1939983-3  
GIC 3.3 HDR ASSY 10P 2ROW BLUE



TE Part # 2-1971906-5  
HEADER ASSY 10POS,KEYING-B,NEW GIC3.3



TE Part # 2-1971906-6  
HEADER ASSY 12POS,KEYING-B,NEW GIC3.3



TE Part # 2-1971906-7  
HEADER ASSY 14POS,KEYING-B,NEW GIC3.3



TE Part # 3-1971906-5  
HEADER ASSY 10POS,KEYING-C, NEW GIC3.3



TE Part # 3-1971906-6  
HEADER ASSY 12POS,KEYING-C, NEW GIC3.3



TE Part # 3-1971906-7  
HEADER ASSY 14POS,KEYING-C, NEW GIC3.3



TE Part # 4-1971906-6  
HEADER ASSY 12POS,KEYING-D, NEW GIC3.3




TE Part # 5-1971906-7  
HEADER ASSY 14POS,KEYING-A, NEW GIC3.3




TE Part # 6-1971906-7  
HEADER ASSY 14POS,KEYING-B,NEW GIC3.3

Also in the Series | **GRACE INERTIA 3.3**




Connector Contacts(3)



Connector Hardware(15)



PCB Headers & Receptacles(36)



Rectangular Power Connectors(34)

Customers Also Bought




TE Part #177914-2  
AMP POWER DBL LOCK REC (S)



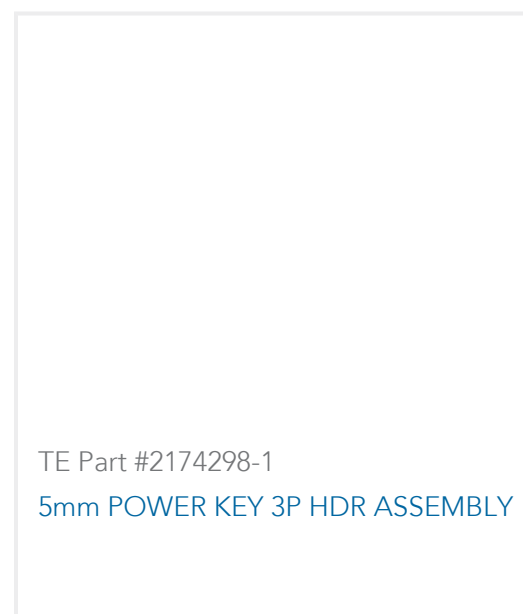
TE Part #2232905-1  
EP 2.5 LIF RCPT CONTACT, 26-22 AWG



TE Part #179974-6  
250 PL EX REC. 18-14AWG PTBR



TE Part #1-2174298-2  
5mm POWER KEY 3P HDR ASSEMBLY



## Documents

### Product Drawings

[HEADER ASSY 8POS,KEYING-C,NEW GIC3.3](#)

English

### CAD Files

[3D PDF](#)

3D

Customer View Model

[ENG\\_CVM\\_CVM\\_3-1971906-4\\_A\\_c-3-1971906-4-a.2d\\_dxf.zip](#)

English

Customer View Model

[ENG\\_CVM\\_CVM\\_3-1971906-4\\_A\\_c-3-1971906-4-a.3d\\_igs.zip](#)

English

Customer View Model

[ENG\\_CVM\\_CVM\\_3-1971906-4\\_A\\_c-3-1971906-4-a.3d\\_stp.zip](#)

English

By downloading the CAD file I accept and agree to the [Terms and Conditions](#) of use.

### Datasheets & Catalog Pages

[5-1773465-4-GI3.3Flyer](#)

English

[7-1773465-7-GI3.3-ChineseFlyer](#)

[GI3.3\\_ORG\\_CN](#)

### Product Specifications

[Application Specification](#)

English

3-1971906-4

PCB Mount Header, Vertical, Wire-to-Board, 8 Position, 3.3 mm [.129 in] Centerline,  
Fully Shrouded, Tin, Through Hole - Solder, GRACE INERTIA 3.3

