

1744428-9 ✓ ACTIVE



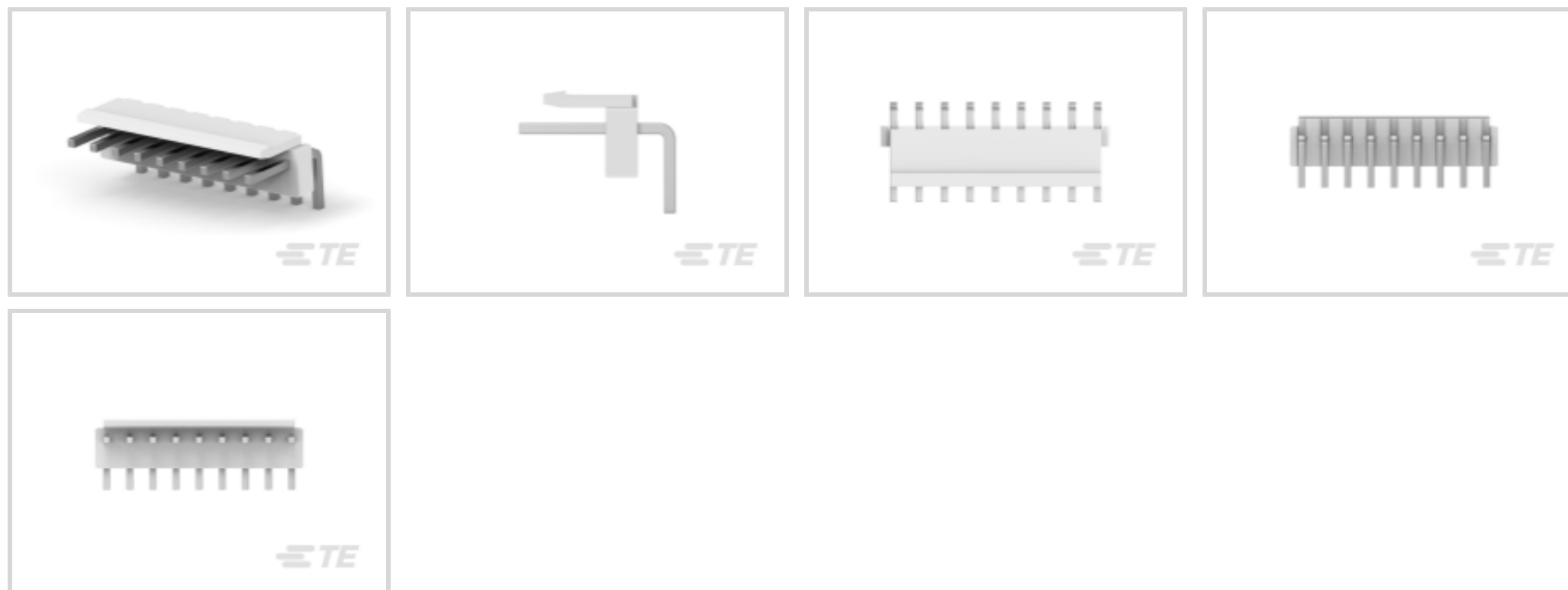
Economy Power

TE Internal #: 1744428-9

PCB Mount Header, Right Angle, Wire-to-Board, 9 Position, 3.96 mm [.156 in] Centerline, Partially Shrouded, Tin, Through Hole - Solder, Economy Power

[View on TE.com >](#)

Connectors > PCB Connectors > PCB Headers & Receptacles



EU RoHS Compliance: **Compliant**

EU ELV Compliance: **Compliant**

PCB Connector Assembly Type: **PCB Mount Header**

PCB Mount Orientation: **Right Angle**

Connector System: **Wire-to-Board**

Features

Other

EU RoHS Compliance	Compliant
EU ELV Compliance	Compliant

Product Type Features

Connector Shape	Rectangular
PCB Connector Assembly Type	PCB Mount Header
Connector System	Wire-to-Board
Header Type	Partially Shrouded
Sealable	No
Connector & Contact Terminates To	Printed Circuit Board

Configuration Features

Number of Loaded Positions	9
Number of Power Positions	9
PCB Mount Orientation	Right Angle
Number of Positions	9



Number of Rows	1
----------------	---

Electrical Characteristics

Operating Voltage	250 VDC
-------------------	---------

Body Features

Primary Product Color	Natural
-----------------------	---------

Contact Features

Contact Size	1.14mm
--------------	--------

Contact Mating Area Plating Material Thickness	2 μ m[80 μ in]
--	------------------------

Contact Shape & Form	Square
----------------------	--------

PCB Contact Termination Area Plating Material Thickness	2 μ m[80 μ in]
---	------------------------

Contact Layout	Inline
----------------	--------

Contact Mating Area Length	8.6 mm[.339 in]
----------------------------	-----------------

Contact Base Material	Brass
-----------------------	-------

PCB Contact Termination Area Plating Material	Tin
---	-----

Contact Mating Area Plating Material	Tin
--------------------------------------	-----

Contact Type	Tab
--------------	-----

Contact Current Rating (Max)	8 A
------------------------------	-----

Termination Features

Termination Post & Tail Length	3.6 mm[.141 in]
--------------------------------	-----------------

Square Termination Post & Tail Dimension	1.14 mm[.045 in]
--	------------------

Termination Method to PCB	Through Hole - Solder
---------------------------	-----------------------

Mechanical Attachment

Mating Retention Type	Locking Tab
-----------------------	-------------

Mating Retention	With
------------------	------

PCB Mount Retention	Without
---------------------	---------

PCB Mount Alignment	Without
---------------------	---------

Connector Mounting Type	Board Mount
-------------------------	-------------

Mating Alignment	Without
------------------	---------

Housing Features

Housing Material	Nylon
------------------	-------

Centerline (Pitch)	3.96 mm[.156 in]
--------------------	------------------

Dimensions



Connector Width	9.4 mm[.37 in]
PCB Thickness (Recommended)	1.6 mm[.063 in]
Connector Height	8.21 mm[.323 in]
Connector Length	35.64 mm[1.4 in]

Usage Conditions

Operating Temperature (Max)	105 °C[221 °F]
Operating Temperature Range	-30 – 105 °C[-22 – 221 °F]

Operation/Application

Shielded	No
Circuit Application	Power

Industry Standards

Compatible With Agency/Standards Products	UL
UL Rating	Recognized
Compatible With Approved Standards Products	UL E28476
Glow Wire Rating	GWT 750°C (Without Flame)
UL Flammability Rating	UL 94V-0

Packaging Features

Packaging Quantity	500
Packaging Method	Bag

Product Compliance

[For compliance documentation, visit the product page on TE.com>](#)

EU RoHS Directive 2011/65/EU	Compliant
EU ELV Directive 2000/53/EC	Compliant
China RoHS 2 Directive MIIT Order No 32, 2016	No Restricted Materials Above Threshold
EU REACH Regulation (EC) No. 1907/2006	Current ECHA Candidate List: JUNE 2024 (241) Candidate List Declared Against: JUNE 2024 (241) Does not contain REACH SVHC
Halogen Content	Not Low Halogen - contains Br or Cl > 900 ppm.
Solder Process Capability	Wave solder capable to 265°C

Product Compliance Disclaimer



This information is provided based on reasonable inquiry of our suppliers and represents our current actual knowledge based on the information they provided. This information is subject to change. The part numbers that TE has identified as EU RoHS compliant have a maximum concentration of 0.1% by weight in homogenous materials for lead, hexavalent chromium, mercury, PBB, PBDE, DBP, BBP, DEHP, DIBP, and 0.01% for cadmium, or qualify for an exemption to these limits as defined in the Annexes of Directive 2011/65/EU (RoHS2). Finished electrical and electronic equipment products will be CE marked as required by Directive 2011/65/EU. Components may not be CE marked. Additionally, the part numbers that TE has identified as EU ELV compliant have a maximum concentration of 0.1% by weight in homogenous materials for lead, hexavalent chromium, and mercury, and 0.01% for cadmium, or qualify for an exemption to these limits as defined in the Annexes of Directive 2000/53/EC (ELV). Regarding the REACH Regulation, the information TE provides on SVHC in articles for this part number is based on the latest European Chemicals Agency (ECHA) 'Guidance on requirements for substances in articles' posted at this URL: <https://echa.europa.eu/guidance-documents/guidance-on-reach>


Compatible Parts



TE Part # 2132781-9
09P EP-II HOUSING, NATURAL



TE Part # 1744416-9
9 POS EP II HSG, GLOW WIRE



TE Part # 1744036-9
09P ECONOMY POWER .200 CL HSG



TE Part # 1744109-4
3.96 EP Hdr Assy, 9P, Omitted #8, Blue



TE Part # 1744525-5
EP RA 05P HEADER ASY NO 3 PIN




TE Part # 1744544-9
EP II TPA 09P, BLACK




TE Part # 3-1744525-9
3.96 EP HDR ASSY 9P R/A, NO 6,8 PINS


Also in the Series | Economy Power



Connector Contacts(15)




Connector Hardware(2)



Insertion & Extraction Tools(1)




PCB Headers & Receptacles(402)



Rectangular Connector Housings(1)



Rectangular Power Connectors(57)



Wire-to-Board Connector Assemblies & Housings(141)

Customers Also Bought



TE Part #2-644486-6
06P MTA100 SHRDED HDR ASSY SN



TE Part #1410188-3
MULTIGIG RT T2 7RW DC DF F-RGT



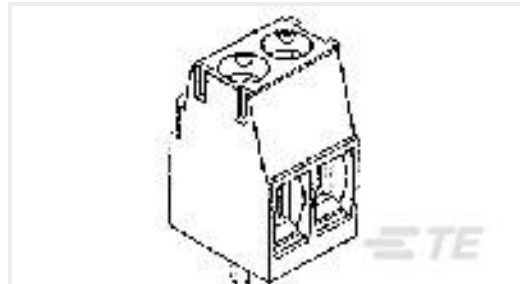
TE Part #1410964-1
MULTIGIG RT T2 .8" BP FULL CNT



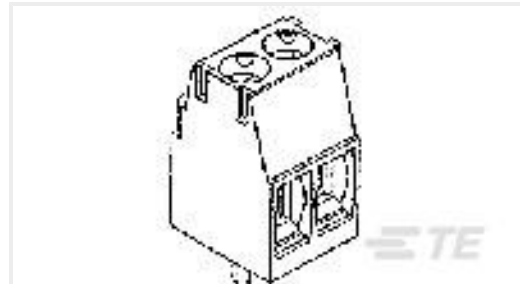
TE Part #2102737-1
BP, Right End, MULTIGIG RT 2R



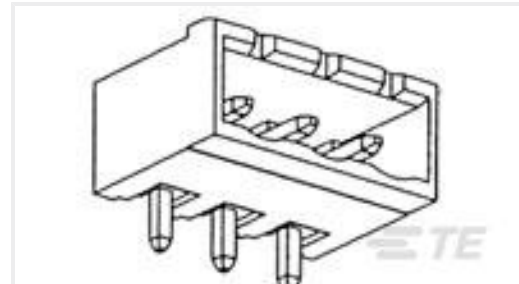
TE Part #1-1469491-3
MULTIGIG RT GUIDEPIN, 9MM 4.20



TE Part #284392-2
TERMI-BLOK PCB SIDE ENTRY STAC



TE Part #284392-3
TERMI-BLOK PCB SIDE ENTRY STAC



TE Part #796644-4
4POS 5.0MM CE R/A HDR, TRM BLK



TE Part #1-2176340-1
CRGCQ 0603 47R 5%



TE Part #1410190-3
MULTIGIG RT T2 7RW DC SE CT RT2

Documents

Product Drawings

[3.96 EP HDR ASSY 9P R/A, GW](#)

English

CAD Files

[3D PDF](#)

3D

Customer View Model

[ENG_CVM_CVM_1744428-9_E.2d_dxf.zip](#)



English

Customer View Model

[ENG_CVM_CVM_1744428-9_E.3d_igs.zip](#)

English

Customer View Model

[ENG_CVM_CVM_1744428-9_E.3d_stp.zip](#)

English

By downloading the CAD file I accept and agree to the [Terms and Conditions](#) of use.

Datasheets & Catalog Pages

[Economy Power II \(EP II\) Glow Wire test compliant connectors](#)

English

[1-1773885-9 Economy Power Connectors](#)

English

Product Specifications

[Application Specification](#)

Japanese

[Application Specification](#)

English

Agency Approvals

[VDE Certificate](#)

English