

5084616-2 ✓ ACTIVE



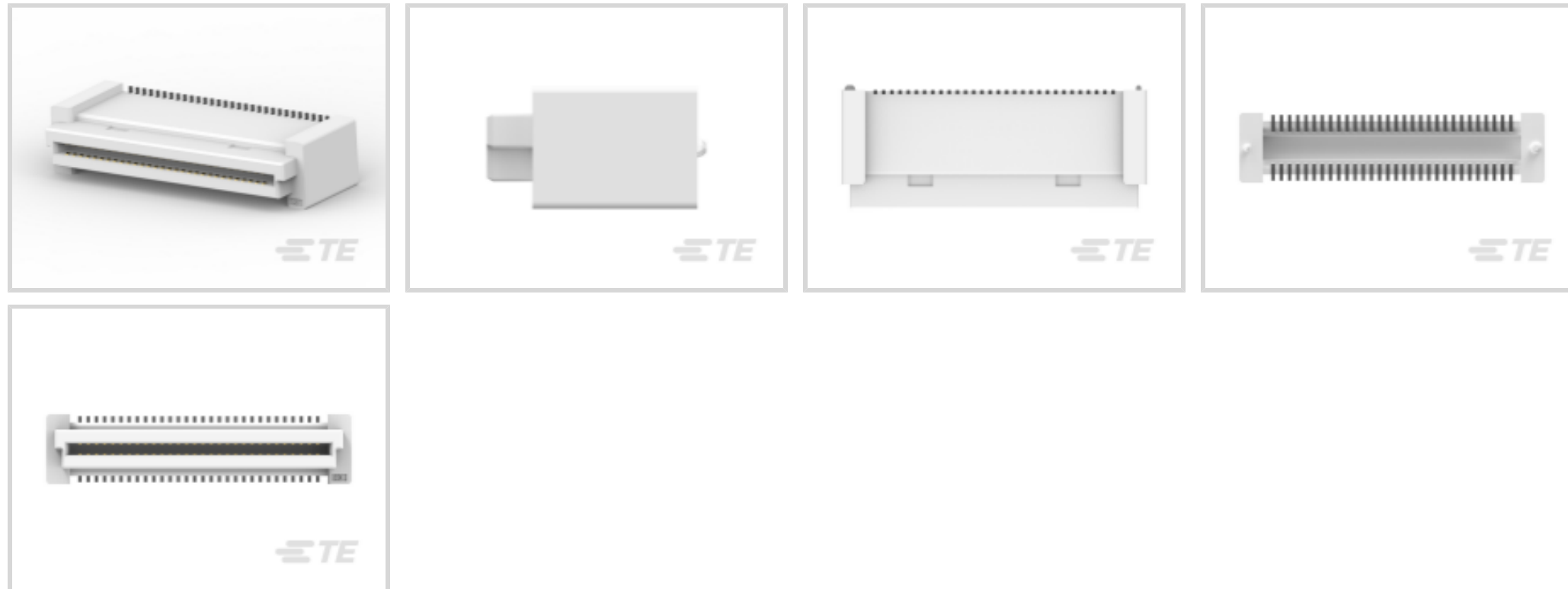
Free Height

TE Internal #: 5084616-2

PCB Mount Receptacle, Vertical, Board-to-Board, 60 Position, .8 mm [.031 in] Centerline, Gold, Surface Mount, Signal, Natural, Free Height

[View on TE.com >](#)

Connectors > PCB Connectors > PCB Headers & Receptacles > Free Height Receptacle Conn: Board-Board, Vertical, 60, 0.8mm



EU RoHS Compliance: **Compliant**

EU ELV Compliance: **Compliant**

PCB Connector Assembly Type: **PCB Mount Receptacle**

PCB Mount Orientation: **Vertical**

Connector System: **Board-to-Board**

[All Free Height Receptacle Conn: Board-Board, Vertical, 60, 0.8mm \(23\)](#)

Features

Packaging Features

| | |
|--------------------|-------------|
| | .5 in |
| Packaging Quantity | 200 |
| Packaging Method | Tape & Reel |

Other

| | |
|--------------------|-----------|
| EU RoHS Compliance | Compliant |
| EU ELV Compliance | Compliant |

Product Type Features

| | |
|-----------------------------------|-----------------------|
| PCB Connector Assembly Type | PCB Mount Receptacle |
| Connector System | Board-to-Board |
| Sealable | No |
| Connector & Contact Terminates To | Printed Circuit Board |

Configuration Features



| | |
|------------------------------|----------|
| Board-to-Board Configuration | Parallel |
| Stackable | Yes |
| PCB Mount Orientation | Vertical |
| Number of Positions | 60 |

Electrical Characteristics

| | |
|---------------------------------------|---------|
| Operating Voltage | 100 VAC |
| Insulation Resistance | 2 MΩ |
| Dielectric Withstanding Voltage (Max) | 500 VAC |

Body Features

| | |
|-----------------------------------|---------|
| Assembly Process Feature Material | Steel |
| Primary Product Color | Natural |

Contact Features

| | |
|---|-----------------|
| PCB Contact Termination Area Plating Material Finish | Matte |
| Contact Mating Area Plating Material Thickness | .2 μm[8 μin] |
| Mating Tab Width | .4 mm[.016 in] |
| PCB Contact Termination Area Plating Material Thickness | 2 μm[78.74 μin] |
| Contact Shape & Form | Square |
| Contact Layout | Inline |
| Contact Base Material | Copper Alloy |
| Mating Tab Thickness | .2 mm[.008 in] |
| PCB Contact Termination Area Plating Material | Tin |
| Contact Mating Area Plating Material | Gold |
| Contact Type | Socket |
| Contact Current Rating (Max) | .5 A |

Termination Features

| | |
|---|----------------|
| Rectangular Termination Post & Tail Width | .3 mm[.012 in] |
| Rectangular Termination Post & Tail Thickness | .2 mm[.008 in] |
| Termination Method to PCB | Surface Mount |

Mechanical Attachment

| | |
|-----------------------------------|--------------------|
| Mounting Alignment Feature Length | .5 mm[.02 in] |
| Mating Alignment Type | Polarization |
| PCB Mount Alignment Type | Positioning Bosses |



| | |
|---------------------|---------|
| PCB Mount Retention | Without |
|---------------------|---------|

| | |
|---------------------|------|
| PCB Mount Alignment | With |
|---------------------|------|

| | |
|-------------------------|-------------|
| Connector Mounting Type | Board Mount |
|-------------------------|-------------|

| | |
|------------------|------|
| Mating Alignment | With |
|------------------|------|

Housing Features

| | |
|-----------------------|-----|
| Mating Entry Location | Top |
|-----------------------|-----|

| | |
|------------------|-------|
| Housing Material | Matte |
|------------------|-------|

| | |
|--------------------|-----------------|
| Centerline (Pitch) | .8 mm [.031 in] |
|--------------------|-----------------|

Dimensions

| | |
|--------------|--|
| Stack Height | 14 mm, 15 mm, 13 mm, 16 mm [.591 in][.63 in][.551 in][.512 in] |
|--------------|--|

| | |
|------------------|-----------------|
| Connector Height | 13 mm [.512 in] |
|------------------|-----------------|

Usage Conditions

| | |
|----------------------------|------|
| Housing Temperature Rating | High |
|----------------------------|------|

| | |
|-----------------------------|-----------------------------|
| Operating Temperature Range | -40 – 125 °C [-40 – 257 °F] |
|-----------------------------|-----------------------------|

Operation/Application

| | |
|--------------------------|----------------------|
| Assembly Process Feature | Pick and Place Cover |
|--------------------------|----------------------|

| | |
|---------------------|--------|
| Circuit Application | Signal |
|---------------------|--------|

Industry Standards

| | |
|------------------------|----------|
| UL Flammability Rating | UL 94V-0 |
|------------------------|----------|

Product Compliance

[For compliance documentation, visit the product page on TE.com>](#)

| | |
|------------------------------|-----------|
| EU RoHS Directive 2011/65/EU | Compliant |
|------------------------------|-----------|

| | |
|-----------------------------|-----------|
| EU ELV Directive 2000/53/EC | Compliant |
|-----------------------------|-----------|

| | |
|---|---|
| China RoHS 2 Directive MIIT Order No 32, 2016 | No Restricted Materials Above Threshold |
|---|---|

| | |
|--|---|
| EU REACH Regulation (EC) No. 1907/2006 | Current ECHA Candidate List: JUNE 2024 (241) Candidate List Declared Against: JUNE 2024 (241) Does not contain REACH SVHC |
|--|---|

| | |
|-----------------|---|
| Halogen Content | Low Halogen - Br, Cl, F, I < 900 ppm per homogenous material. Also BFR/CFR/PVC Free |
|-----------------|---|

| | |
|---------------------------|--------------------------------|
| Solder Process Capability | Reflow solder capable to 260°C |
|---------------------------|--------------------------------|



Product Compliance Disclaimer

This information is provided based on reasonable inquiry of our suppliers and represents our current actual knowledge based on the information they provided. This information is subject to change. The part numbers that TE has identified as EU RoHS compliant have a maximum concentration of 0.1% by weight in homogenous materials for lead, hexavalent chromium, mercury, PBB, PBDE, DBP, BBP, DEHP, DIBP, and 0.01% for cadmium, or qualify for an exemption to these limits as defined in the Annexes of Directive 2011/65/EU (RoHS2). Finished electrical and electronic equipment products will be CE marked as required by Directive 2011/65/EU. Components may not be CE marked. Additionally, the part numbers that TE has identified as EU ELV compliant have a maximum concentration of 0.1% by weight in homogenous materials for lead, hexavalent chromium, and mercury, and 0.01% for cadmium, or qualify for an exemption to these limits as defined in the Annexes of Directive 2000/53/EC (ELV). Regarding the REACH Regulation, the information TE provides on SVHC in articles for this part number is based on the latest European Chemicals Agency (ECHA) 'Guidance on requirements for substances in articles' posted at this URL: <https://echa.europa.eu/guidance-documents/guidance-on-reach>

Compatible Parts



TE Part # CAT-313-PCB60
Free Height Plug Connector: Board-Board, Vertical, 60, 0.8mm




TE Part # 6123001-2
0.8FH,P08H.5,060,30/Sn,TR,SC



TE Part # 316229-2
0.8 FH PLUG ASSY 60P R/ANGLE

Also in the Series | Free Height



PCB Headers & Receptacles(751)

Customers Also Bought



TE Part #2205064-2
CA MICRO-MATCH MOW-MOW 12POS



TE Part #5177986-8
0.8FH,P05H.5,160,08/Sn,TR,SC



TE Part #5177986-1
0.8FH,P05H.5,040,08/Sn,TR,SC



TE Part #350825-1
03P UMNL HDR ASSY PC 94VO



TE Part #640383-9
09P MTA156 HDR ASSY STR SQ SN



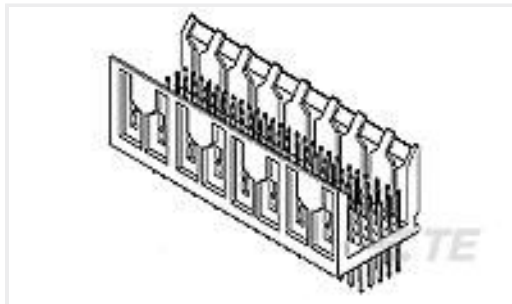
TE Part #84953-8
1MM FPC HORZ.TOP CONT.ASSY 8P



TE Part #1-1879352-5
RR02 5% 1R2 AMMO



TE Part #3-794637-8
08P MICRO MNL ASSY,VRT,SMT LF



TE Part #5223002-4
FB-5R,ASY,120,SIG,HDR,EN,4.25

Documents

CAD Files

3D PDF

3D

Customer View Model

[ENG_CVM_CVM_5084616-2_R.2d_dxf.zip](#)

English

Customer View Model

[ENG_CVM_CVM_5084616-2_R.3d_igs.zip](#)

English

Customer View Model

[ENG_CVM_CVM_5084616-2_R.3d_stp.zip](#)

English

By downloading the CAD file I accept and agree to the [Terms and Conditions](#) of use.

Datasheets & Catalog Pages

[Fine Pitch Stacking Connectors - 0.8mm Free Height \(FH\) Connectors](#)

English

Product Specifications

[75 Ohm Mini-SMB Series Coaxial Connector](#)

English

[Product Specification](#)

English

[Product Specification](#)

English

Agency Approvals

5084616-2

PCB Mount Receptacle, Vertical, Board-to-Board, 60 Position, .8 mm [.031 in]
Centerline, Gold, Surface Mount, Signal, Natural, Free Height



UL

English