



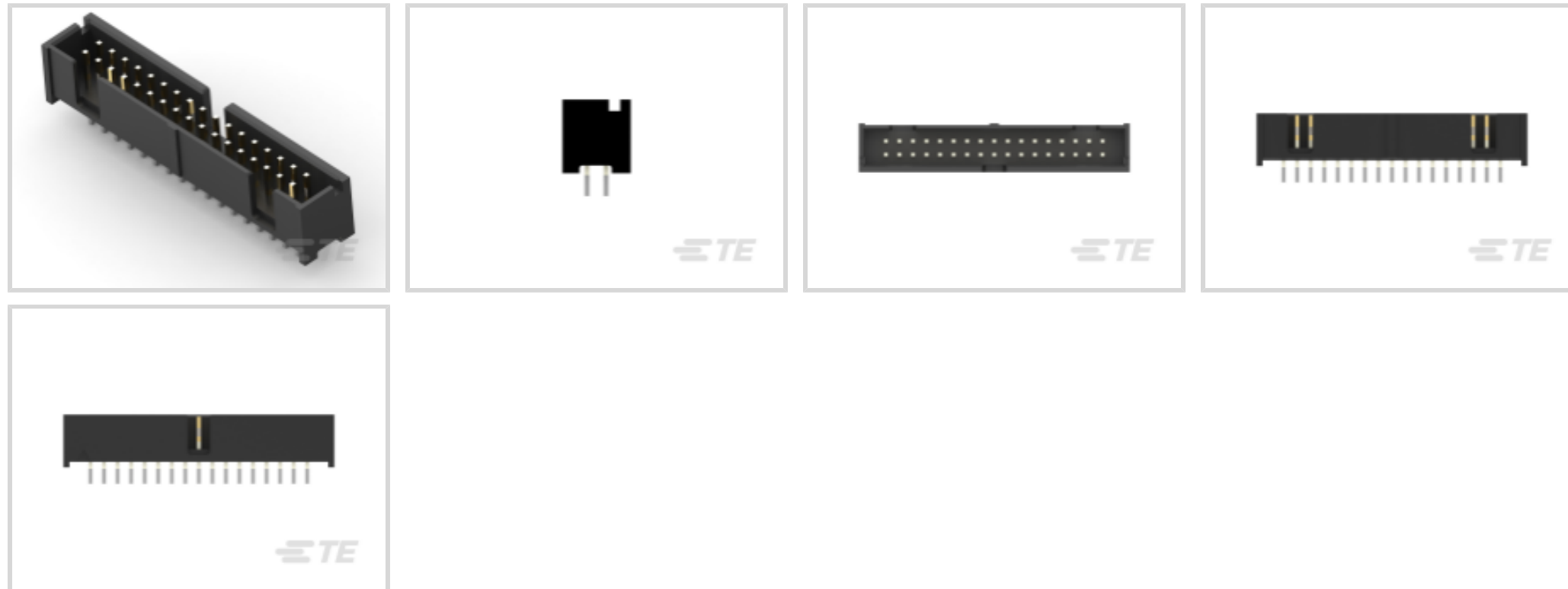
AMP-LATCH

TE Internal #: 103308-7

Board-to-Board, 34 Position, 2.54 mm [.1 in] Centerline, Vertical, Through Hole - Solder, 2 Row, Receptacle, Low Profile, Ribbon Cable Connectors

[View on TE.com >](#)

Connectors > PCB Connectors > Wire-to-Board Connectors > FFC, FPC & Ribbon Connectors > Ribbon Cable Connectors



Connector System: **Board-to-Board**

Number of Positions: **34**

Centerline (Pitch): **2.54 mm [.1 in]**

PCB Mount Retention: **Without**

PCB Mount Orientation: **Vertical**

Features

Contact Features

	15 µin
Contact Current Rating (Max)	1 A
Contact Underplating Material	Nickel
Mating Square Post Dimension	.64 mm[.025 in]
Contact Shape & Form	Dual Beam
PCB Contact Termination Area Plating Material Thickness	2.54 µm[100 µin]
Contact Mating Area Plating Material	Gold Flash, Gold Flash over Palladium Nickel, Gold
Contact Base Material	Copper Alloy
PCB Contact Termination Area Plating Material	Tin-Lead
Contact Type	Pin

Product Type Features

Connector System	Board-to-Board
Connector & Housing Type	Receptacle



Connector & Contact Terminates To	Printed Circuit Board
Connector Product Type	Connector Assembly
Ribbon Cable Connector Header Type	Pin Header

Configuration Features

Number of Positions	34
PCB Mount Orientation	Vertical
Number of Rows	2

Housing Features

Centerline (Pitch)	2.54 mm [.1 in]
Housing Material	Thermoplastic

Mechanical Attachment

PCB Mount Retention	Without
Mating Alignment Type	Dual Polarizing Bar, Center
Mating Retention	Without
Connector Mounting Type	Board Mount
Panel Mount Feature	Without
Mating Alignment	With
PCB Mount Alignment	With

Termination Features

Termination Method to PCB	Through Hole - Solder
Termination Post & Tail Length	3.05 mm [.12 in]
Square Termination Post & Tail Dimension	.64 mm [.025 in]

Dimensions

Row-to-Row Spacing	2.54 mm [.1 in]
Shrouded End Dimension	3.81 mm [.15 in]
Connector Height	9.77 mm [.38 in]
Connector Length	50.8 mm, 2 mm

Body Features

Connector Profile	Low
Daisy Chain	With
Primary Product Color	Black

Operation/Application



Circuit Application	Signal
---------------------	--------

Usage Conditions

Operating Temperature Range	-65 – 105 °C[-85 – 221 °F]
Housing Temperature Rating	Standard

Other

EU RoHS Compliance	Not Compliant
EU ELV Compliance	Compliant with Exemptions

Electrical Characteristics

Insulation Resistance	5000 MΩ
-----------------------	---------

Industry Standards

UL Flammability Rating	UL 94V-0
------------------------	----------

Packaging Features

Packaging Quantity	50
Packaging Method	Tube

Product Compliance

[For compliance documentation, visit the product page on TE.com>](#)

EU RoHS Directive 2011/65/EU	Not Compliant
EU ELV Directive 2000/53/EC	Compliant with Exemptions
China RoHS 2 Directive MIIT Order No 32, 2016	Restricted Materials Above Threshold
EU REACH Regulation (EC) No. 1907/2006	Current ECHA Candidate List: JUNE 2024 (241) Candidate List Declared Against: JUNE 2024 (241) SVHC > Threshold: Pb (13% in Component Part) Article Safe Usage Statements: Do not eat, drink or smoke when using this product. Wash thoroughly after handling. Recycle if possible and dispose of the article by following all applicable governmental regulations relevant to your geographic location.
Halogen Content	BFR/CFR/PVC Free, but Br/Cl >900 ppm in other sources.
Solder Process Capability	Not lead free process capable

Product Compliance Disclaimer

This information is provided based on reasonable inquiry of our suppliers and represents our current actual knowledge based on the information they provided. This information is subject to change. The part numbers that TE has identified as EU RoHS compliant have a maximum concentration of 0.1% by weight in homogenous materials for lead, hexavalent chromium, mercury, PBB, PBDE, DBP, BBP, DEHP, DIBP, and 0.01% for cadmium, or qualify for an exemption to these limits as defined in the Annexes of Directive 2011/65/EU (RoHS2). Finished electrical and electronic equipment products

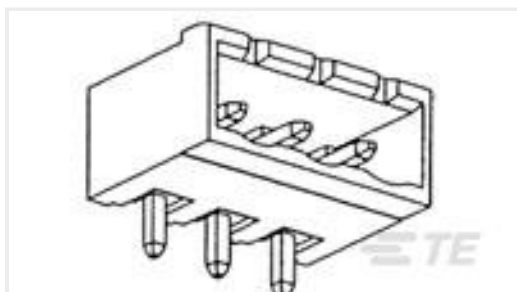
will be CE marked as required by Directive 2011/65/EU. Components may not be CE marked. Additionally, the part numbers that TE has identified as EU ELV compliant have a maximum concentration of 0.1% by weight in homogenous materials for lead, hexavalent chromium, and mercury, and 0.01% for cadmium, or qualify for an exemption to these limits as defined in the Annexes of Directive 2000/53/EC (ELV). Regarding the REACH Regulation, the information TE provides on SVHC in articles for this part number is based on the latest European Chemicals Agency (ECHA) 'Guidance on requirements for substances in articles' posted at this URL: <https://echa.europa.eu/guidance-documents/guidance-on-reach>

Compatible Parts

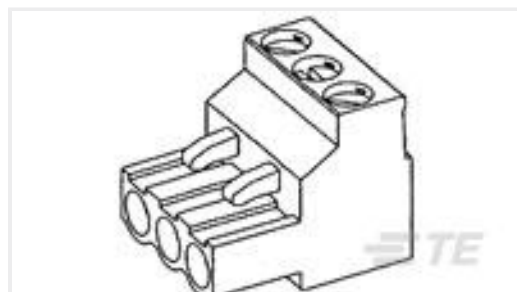


TE Part # 487223-9
034 HOUSING FFC RCPT 100CL DR

Customers Also Bought



TE Part #796638-3
3POS 5.08MM CE R/A HDR, TRM BLK



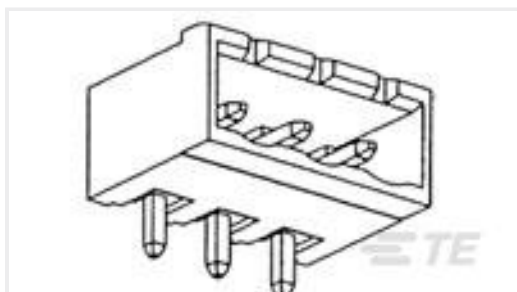
TE Part #796634-4
4 POS 5.08MM R/A PLUG, TRM BLK



TE Part #87224-3
03 MODII HDR SRST UNSHRD .100



TE Part #641737-1
04P CMNL HDR ASSY R/A PC NATL



TE Part #796638-4
4POS 5.08MM CE R/A HDR, TRM BLK




TE Part #1-770966-0
02P MINI UMNL R/A HDR ASSY SN



TE Part #382811-8
SHUNT, ECON, PHBR 5AU, BLACK



TE Part #100616-2
8/8 MOD.JACK ASSY TE SHIELDED



TE Part #1759503-1
mini PCI-E 8H Type I PKG G/F

Documents

[Product Drawings](#)



034 LOPRO HDR SP 15DP

English

CAD Files

3D PDF

3D

Customer View Model

[ENG_CVM_CVM_103308-7_L.2d_dxf.zip](#)

English

Customer View Model

[ENG_CVM_CVM_103308-7_L.3d_igs.zip](#)

English

Customer View Model

[ENG_CVM_CVM_103308-7_L.3d_stp.zip](#)

English

By downloading the CAD file I accept and agree to the [Terms and Conditions](#) of use.

Product Specifications

Product Specification

English

Agency Approvals

Agency Approval Document

English