

1-178127-6 ✓ ACTIVE

[Dynamic Series](#) | [Dynamic 3000 Series](#)

TE Internal #: 1-178127-6

Housing, Receptacle, Wire-to-Board, 6 Position, 3.81 mm [.15 in]  
Centerline, Crimp, 2 Row, Black, Mating Retention, Wire & Cable,  
Dynamic 3000 Series

[View on TE.com >](#)



[Connectors](#) > [PCB Connectors](#) > [Wire-to-Board Connectors](#) > [Wire-to-Board Connector Assemblies & Housings](#) >

DYNAMIC 3100 REC AND TAB HSG



Connector Product Type: **Housing**

Connector & Housing Type: **Receptacle**

Connector System: **Wire-to-Board**

Number of Positions: **6**

Centerline (Pitch): **3.81 mm [.15 in]**

[All DYNAMIC 3100 REC AND TAB HSG \(45\)](#)

## Features

### Product Type Features

|                                   |               |
|-----------------------------------|---------------|
| Connector Product Type            | Housing       |
| Connector & Housing Type          | Receptacle    |
| Connector System                  | Wire-to-Board |
| Sealable                          | No            |
| Connector & Contact Terminates To | Wire & Cable  |

### Configuration Features

|                     |   |
|---------------------|---|
| Number of Positions | 6 |
| Number of Rows      | 2 |

### Housing Features

|                    |                  |
|--------------------|------------------|
| Centerline (Pitch) | 3.81 mm [.15 in] |
|--------------------|------------------|

### Termination Features

|                                    |       |
|------------------------------------|-------|
| Termination Method to Wire & Cable | Crimp |
|------------------------------------|-------|

### Dimensions

|                    |                   |
|--------------------|-------------------|
| Row-to-Row Spacing | 7.62 mm [.299 in] |
|--------------------|-------------------|

### Body Features



|                       |       |
|-----------------------|-------|
| Primary Product Color | Black |
|-----------------------|-------|

### Mechanical Attachment

|                         |                            |
|-------------------------|----------------------------|
| Mating Retention        | With                       |
| Connector Mounting Type | Cable Mount (Free-Hanging) |

### Operation/Application

|                     |                |
|---------------------|----------------|
| Circuit Application | Power & Signal |
|---------------------|----------------|

### Usage Conditions

|                             |                            |
|-----------------------------|----------------------------|
| Operating Temperature Range | -55 – 105 °C[-67 – 221 °F] |
|-----------------------------|----------------------------|

### Other

|                    |           |
|--------------------|-----------|
| EU RoHS Compliance | Compliant |
| EU ELV Compliance  | Compliant |

## Product Compliance

[For compliance documentation, visit the product page on TE.com>](#)

|   |   |
|---|---|
| EU RoHS Directive 2011/65/EU                  | Compliant   |
| EU ELV Directive 2000/53/EC                   | Compliant   |
| China RoHS 2 Directive MIIT Order No 32, 2016 | No Restricted Materials Above Threshold   |
| EU REACH Regulation (EC) No. 1907/2006        | Current ECHA Candidate List: JUNE 2024 (241)<br>Candidate List Declared Against: JUNE 2024 (241)<br>Does not contain REACH SVHC |
| Halogen Content                               | Not Low Halogen - contains Br or Cl > 900 ppm.  |
| Solder Process Capability                     | Not applicable for solder process capability  |

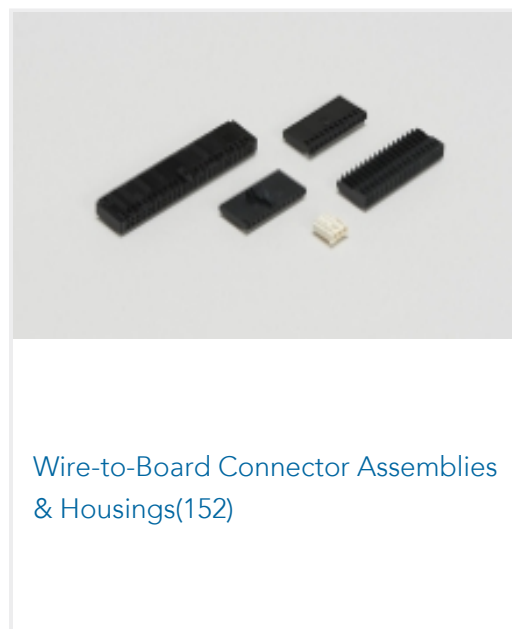

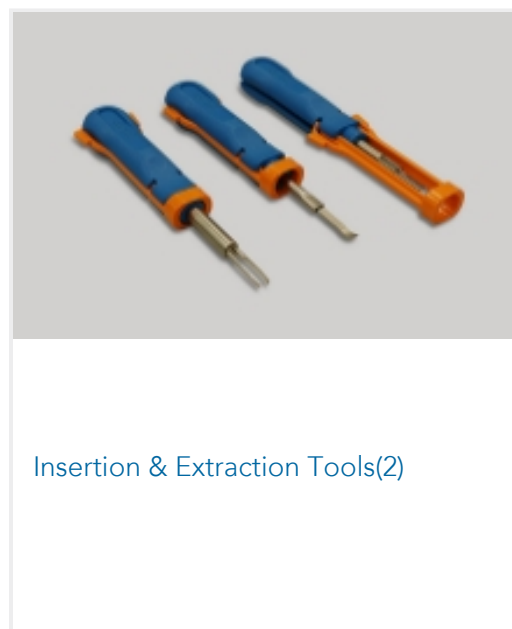


#### Product Compliance Disclaimer

This information is provided based on reasonable inquiry of our suppliers and represents our current actual knowledge based on the information they provided. This information is subject to change. The part numbers that TE has identified as EU RoHS compliant have a maximum concentration of 0.1% by weight in homogenous materials for lead, hexavalent chromium, mercury, PBB, PBDE, DBP, BBP, DEHP, DIBP, and 0.01% for cadmium, or qualify for an exemption to these limits as defined in the Annexes of Directive 2011/65/EU (RoHS2). Finished electrical and electronic equipment products will be CE marked as required by Directive 2011/65/EU. Components may not be CE marked. Additionally, the part numbers that TE has identified as EU ELV compliant have a maximum concentration of 0.1% by weight in homogenous materials for lead, hexavalent chromium, and mercury, and 0.01% for cadmium, or qualify for an exemption to these limits as defined in the Annexes of Directive 2000/53/EC (ELV). Regarding the REACH Regulation, the information TE provides on SVHC in articles for this part number is based on the latest European Chemicals Agency (ECHA) 'Guidance on requirements for substances in articles' posted at this URL: <https://echa.europa.eu/guidance-documents/guidance-on-reach>

## Compatible Parts



## Also in the Series | Dynamic 3000 Series



## Customers Also Bought





## Documents

### Product Drawings

[DYNAMIC 3100 REC HSG 6P K-XX](#)

English

### CAD Files

[3D PDF](#)

English

**Customer View Model**

[ENG\\_CVM\\_1-178127-6\\_B.2d\\_dxf.zip](#)

English

**Customer View Model**

[ENG\\_CVM\\_1-178127-6\\_B.3d\\_igs.zip](#)

English

**Customer View Model**

[ENG\\_CVM\\_1-178127-6\\_B.3d\\_stp.zip](#)

English

By downloading the CAD file I accept and agree to the [Terms and Conditions](#) of use.

### Product Specifications

[Product Specification](#)

English

### Agency Approvals

[TUV Certificate](#)

English