



HPI

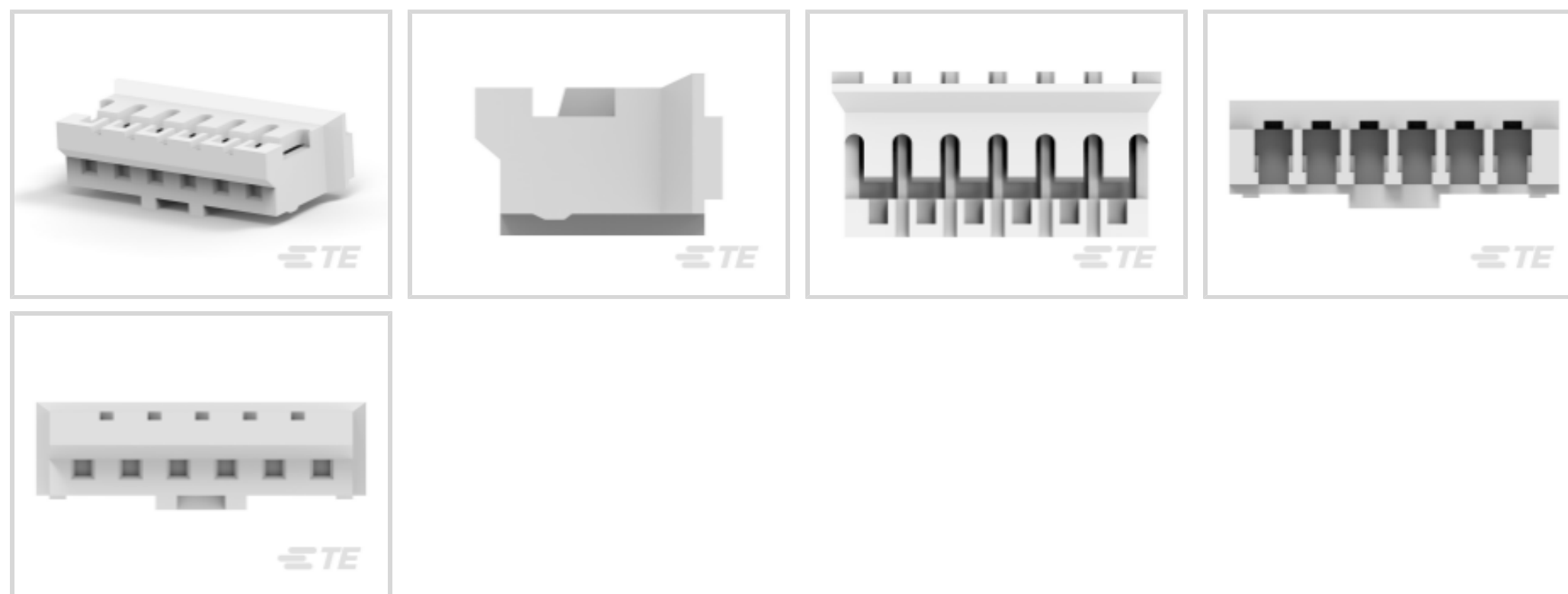
TE Internal #: 440129-6

Housing, Receptacle, Wire-to-Board, 6 Position, 2 mm [.079 in]  
Centerline, Crimp, 1 Row, Natural, Mating Retention, Wire & Cable,  
Power & Signal, HPI

[View on TE.com >](#)

Connectors > PCB Connectors > Wire-to-Board Connectors > Wire-to-Board Connector Assemblies & Housings >

AMP HPI 2.0 mm Receptacle Housings



Connector Product Type: **Housing**

Connector & Housing Type: **Receptacle**

Connector System: **Wire-to-Board**

Number of Positions: **6**

Centerline (Pitch): **2 mm [.079 in]**

[All AMP HPI 2.0 mm Receptacle Housings \(60\)](#)

## Features

### Product Type Features

Connector Product Type	Housing
Connector & Housing Type	Receptacle
Connector System	Wire-to-Board
Sealable	No
Connector & Contact Terminates To	Wire & Cable

### Configuration Features

Number of Positions	6
Number of Rows	1

### Housing Features

Centerline (Pitch)	2 mm [.079 in]
Housing Material	Thermoplastic
Housing Entry Configuration	Both Ends Closed



### Termination Features

Termination Method to Wire & Cable	Crimp
------------------------------------	-------

### Body Features

Primary Product Color	Natural
-----------------------	---------

### Mechanical Attachment

Mating Retention	With
Connector Mounting Type	Cable Mount (Free-Hanging)
Strain Relief	Without
Panel Mount Feature	Without
Mating Retention Type	Detent
PCB Mount Retention	Without

### Contact Features

Contact Current Rating (Max)	3 A
Contact Layout	Inline
Contact Base Material	Copper Alloy
Contact Type	Socket

### Operation/Application

Circuit Application	Power & Signal
---------------------	----------------

### Usage Conditions

Operating Temperature Range	-25 – 85 °C[-13 – 185 °F]
-----------------------------	---------------------------

### Other

EU RoHS Compliance	Compliant
EU ELV Compliance	Compliant

### Electrical Characteristics

Operating Voltage	250 VAC
Insulation Resistance	1000 MΩ
Dielectric Withstanding Voltage (Max)	1000 VAC

### Dimensions

Connector Width	6.9 mm[.272 in]
Compatible Insulation Diameter Range	.9 – 1.5 mm[.035 – .059 in]
Connector Height	4.5 mm[.177 in]



Wire Size	30 – 24 AWG
-----------	-------------

Connector Length	13.8 mm [.543 in]
------------------	-------------------

### Industry Standards

UL Flammability Rating	UL 94V-0
------------------------	----------

Glow Wire Rating	Standard Part - Not Glow Wire
------------------	-------------------------------

### Packaging Features

Packaging Method	Bag/Carton
------------------	------------

Packaging Quantity	1000
--------------------	------

### Product Compliance

[For compliance documentation, visit the product page on TE.com>](#)

EU RoHS Directive 2011/65/EU	Compliant
------------------------------	-----------

EU ELV Directive 2000/53/EC	Compliant
-----------------------------	-----------

China RoHS 2 Directive MIIT Order No 32, 2016	No Restricted Materials Above Threshold
---	---

EU REACH Regulation (EC) No. 1907/2006	Current ECHA Candidate List: JUNE 2024 (241) Candidate List Declared Against: JUNE 2024 (241) Does not contain REACH SVHC
--	---

Halogen Content	Low Halogen - Br, Cl, F, I < 900 ppm per homogenous material. Also BFR/CFR/PVC Free
-----------------	---

Solder Process Capability	Not applicable for solder process capability
---------------------------	--

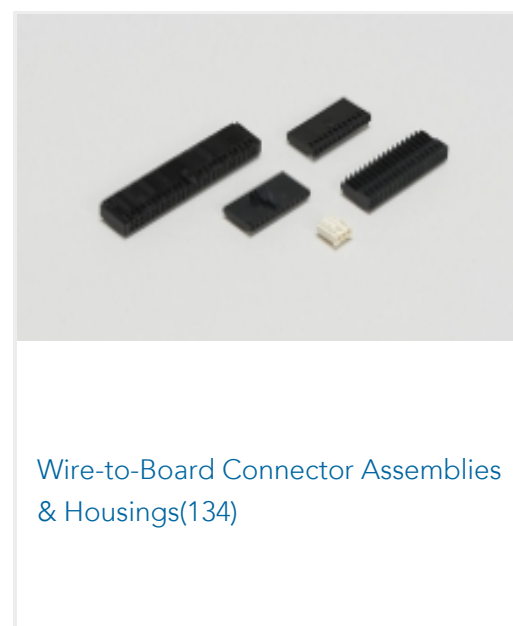

#### Product Compliance Disclaimer

This information is provided based on reasonable inquiry of our suppliers and represents our current actual knowledge based on the information they provided. This information is subject to change. The part numbers that TE has identified as EU RoHS compliant have a maximum concentration of 0.1% by weight in homogenous materials for lead, hexavalent chromium, mercury, PBB, PBDE, DBP, BBP, DEHP, DIBP, and 0.01% for cadmium, or qualify for an exemption to these limits as defined in the Annexes of Directive 2011/65/EU (RoHS2). Finished electrical and electronic equipment products will be CE marked as required by Directive 2011/65/EU. Components may not be CE marked. Additionally, the part numbers that TE has identified as EU ELV compliant have a maximum concentration of 0.1% by weight in homogenous materials for lead, hexavalent chromium, and mercury, and 0.01% for cadmium, or qualify for an exemption to these limits as defined in the Annexes of Directive 2000/53/EC (ELV). Regarding the REACH Regulation, the information TE provides on SVHC in articles for this part number is based on the latest European Chemicals Agency (ECHA) 'Guidance on requirements for substances in articles' posted at this URL: <https://echa.europa.eu/guidance-documents/guidance-on-reach>

### Compatible Parts



## Also in the Series | HPI



## Customers Also Bought



## Documents

### Product Drawings

2.0MM,HSG,6POS

English

### CAD Files

3D PDF

3D

Customer View Model

[ENG\\_CVM\\_CVM\\_440129-6\\_C2.2d\\_dxf.zip](#)

English

Customer View Model

[ENG\\_CVM\\_CVM\\_440129-6\\_C2.3d\\_igs.zip](#)

English

Customer View Model

[ENG\\_CVM\\_CVM\\_440129-6\\_C2.3d\\_stp.zip](#)



English

By downloading the CAD file I accept and agree to the [Terms and Conditions](#) of use.

---

**Datasheets & Catalog Pages**

[HPI Connectors QRG](#)

English

---

**Product Specifications**

[Application Specification](#)

English

---

**Agency Approvals**

[UL Report](#)

English