

215307-7 ✓ ACTIVE

AMPMODU | AMPMODU HV-100/HV-190


TE Internal #: 215307-7

PCB Mount Receptacle, Vertical, Board-to-Board, 7 Position, 2.54 mm [.1 in] Centerline, Fully Shrouded, Gold, AMPMODU HV-100 /HV-190

[View on TE.com >](#)



Connectors > PCB Connectors > PCB Headers & Receptacles



EU RoHS Compliance: **Compliant**

EU ELV Compliance: **Compliant**

PCB Connector Assembly Type: **PCB Mount Receptacle**

PCB Mount Orientation: **Vertical**

Connector System: **Board-to-Board**

## Features

### Contact Features

	30 $\mu$ m
Mating Pin Diameter	.63 mm[.024 in]
Mating Square Post Dimension	.63 mm[.024 in]
Contact Shape & Form	Square
PCB Contact Termination Area Plating Material Thickness	2.5 $\mu$ m[98.425 $\mu$ m]
Contact Protection Type	Closed Entry Housing
Contact Base Material	Phosphor Bronze
PCB Contact Termination Area Plating Material	Tin
Contact Mating Area Plating Material	Gold
Contact Type	Socket
Contact Current Rating (Max)	3 A

### Other

EU RoHS Compliance	Compliant
EU ELV Compliance	Compliant



### Product Type Features

PCB Connector Assembly Type	PCB Mount Receptacle
Connector System	Board-to-Board
Header Type	Fully Shrouded
Sealable	No
Connector & Contact Terminates To	Printed Circuit Board

### Configuration Features

Stackable	Yes
PCB Mount Orientation	Vertical
Number of Positions	7
Number of Rows	2

### Body Features

Connector Profile	Standard
Primary Product Color	Black

### Termination Features

Rectangular Termination Post & Tail Width	.69 mm[.027 in]
Rectangular Termination Post & Tail Thickness	.2 mm[.008 in]
Termination Post & Tail Length	3.1 mm[.122 in]
Termination Method to PCB	Through Hole - Solder

### Mechanical Attachment

PCB Mount Retention Type	Retention Solder Tails
PCB Mount Retention	With
Connector Mounting Type	Board Mount

### Housing Features

Mating Entry Location	Top
Housing Material	Polyester - GF
Centerline (Pitch)	2.54 mm[.1 in]

### Dimensions

Row-to-Row Spacing	2.54 mm[.1 in]
PCB Thickness (Recommended)	1.6 mm[.063 in]
Connector Height	7 mm[.276 in]

### Usage Conditions



Operating Temperature Range	-65 – 125 °C[-67 – 221 °F][-85 – 257 °F]
-----------------------------	--

### Operation/Application

Solder Process Feature	Board Standoff
------------------------	----------------

### Industry Standards

UL Flammability Rating	UL 94V-0
------------------------	----------

### Packaging Features

Packaging Quantity	104
--------------------	-----

Packaging Method	Carton
------------------	--------

### Product Compliance

[For compliance documentation, visit the product page on TE.com>](#)

EU RoHS Directive 2011/65/EU	Compliant
------------------------------	-----------

EU ELV Directive 2000/53/EC	Compliant
-----------------------------	-----------

China RoHS 2 Directive MIIT Order No 32, 2016	No Restricted Materials Above Threshold
---	---

EU REACH Regulation (EC) No. 1907/2006	Current ECHA Candidate List: JUNE 2024 (241) Candidate List Declared Against: JUNE 2024 (241) Does not contain REACH SVHC
--	---

Halogen Content	Not Low Halogen - contains Br or Cl > 900 ppm.
-----------------	--

Solder Process Capability	Wave solder capable to 265°C
---------------------------	------------------------------


#### Product Compliance Disclaimer

This information is provided based on reasonable inquiry of our suppliers and represents our current actual knowledge based on the information they provided. This information is subject to change. The part numbers that TE has identified as EU RoHS compliant have a maximum concentration of 0.1% by weight in homogenous materials for lead, hexavalent chromium, mercury, PBB, PBDE, DBP, BBP, DEHP, DIBP, and 0.01% for cadmium, or qualify for an exemption to these limits as defined in the Annexes of Directive 2011/65/EU (RoHS2). Finished electrical and electronic equipment products will be CE marked as required by Directive 2011/65/EU. Components may not be CE marked. Additionally, the part numbers that TE has identified as EU ELV compliant have a maximum concentration of 0.1% by weight in homogenous materials for lead, hexavalent chromium, and mercury, and 0.01% for cadmium, or qualify for an exemption to these limits as defined in the Annexes of Directive 2000/53/EC (ELV). Regarding the REACH Regulation, the information TE provides on SVHC in articles for this part number is based on the latest European Chemicals Agency (ECHA) 'Guidance on requirements for substances in articles' posted at this URL: <https://echa.europa.eu/guidance-documents/guidance-on-reach>

### Compatible Parts



TE Part # 826632-7  
7P AMPMODU II PIN HDR.



TE Part # 826634-7  
07P MODU 2 PIN HDR.



TE Part # 1241050-7  
2x7P MOD II BREAK AWAY HDR,SMD,  
BLISTER



TE Part # 826658-7  
7P AMPMODU II STIFT LEI




TE Part # 826656-7  
7P AMPMODU II STIFT LEI



TE Part # 829394-7  
2X7P MOD II UNSHRD HDR, ST, 0.8 AU



TE Part # 828430-7  
2X 7P AMPMODU II STIFTLEI



TE Part # 966709-7  
2X7P MODU II BREAK AWAY HEADER,  
SMD




TE Part # 215447-7  
2x7 POS AMPMODU MOD II HDR  
ACTION PIN

### Also in the Series | [AMPMODU HV-100/HV-190](#)




[PCB Headers & Receptacles\(321\)](#)


### Customers Also Bought




TE Part #1-215307-0  
2X10P HV100 REC CON. TE, 7.0MM



TE Part #1-215307-3  
2X13P HV100 REC CON. TE, 7.0MM



TE Part #215307-4  
2X4P HV100 REC CON. TE, 7.0MM



TE Part #215307-9  
2X9P HV100 REC CON. TE, 7.0MM



## Documents

### CAD Files

[3D PDF](#)

[3D](#)

**Customer View Model**

[ENG\\_CVM\\_CVM\\_215307-7\\_F.2d\\_dxf.zip](#)

English

**Customer View Model**

[ENG\\_CVM\\_CVM\\_215307-7\\_F.3d\\_igs.zip](#)

English

**Customer View Model**

[ENG\\_CVM\\_CVM\\_215307-7\\_F.3d\\_stp.zip](#)

English

By downloading the CAD file I accept and agree to the [Terms and Conditions](#) of use.

### Product Specifications

[Product Specification](#)

English