

5-104809-3 ✓ ACTIVE

AMPMODU | AMPMODU MTE

TE Internal #: 5-104809-3

PCB Mount Header, Vertical, Wire-to-Board, 4 Position, 2.54 mm [.1 in] Centerline, Fully Shrouded, Gold, Through Hole - Solder, Signal, AMPMODU MTE

[View on TE.com >](#)



Connectors > PCB Connectors > PCB Headers & Receptacles



EU RoHS Compliance: **Compliant**

EU ELV Compliance: **Compliant**

PCB Connector Assembly Type: **PCB Mount Header**

PCB Mount Orientation: **Vertical**

Connector System: **Wire-to-Board**

Features

Other

| | |
|--------------------|-----------|
| EU RoHS Compliance | Compliant |
| EU ELV Compliance | Compliant |

Product Type Features

| | |
|-----------------------------------|-----------------------|
| PCB Connector Assembly Type | PCB Mount Header |
| Connector System | Wire-to-Board |
| Header Type | Fully Shrouded |
| Sealable | No |
| Connector & Contact Terminates To | Printed Circuit Board |

Configuration Features

| | |
|-----------------------|----------|
| PCB Mount Orientation | Vertical |
| Number of Positions | 4 |
| Number of Rows | 1 |

Electrical Characteristics

| | |
|---------------------------------------|---------|
| Termination Resistance | 15 mΩ |
| Insulation Resistance | 5000 MΩ |
| Dielectric Withstanding Voltage (Max) | 600 V |

Body Features

| | |
|-----------------------|-------|
| Primary Product Color | Black |
|-----------------------|-------|



Contact Features

| | |
|---|--|
| PCB Contact Termination Area Plating Material Finish | Matte |
| Contact Mating Area Plating Material Thickness | .381 μm [15 μin] |
| Mating Square Post Dimension | .64 mm[.025 in] |
| PCB Contact Termination Area Plating Material Thickness | 2.54 μm [100 μin] |
| Contact Shape & Form | Square |
| Contact Mating Area Length | 5.84 mm[.23 in] |
| Contact Base Material | Brass |
| PCB Contact Termination Area Plating Material | Tin |
| Contact Mating Area Plating Material | Gold |
| Contact Type | Pin |
| Contact Current Rating (Max) | 3 A |

Termination Features

| | |
|--|-----------------------|
| Termination Post & Tail Length | 3.3 mm[.13 in] |
| Square Termination Post & Tail Dimension | .64 mm[.025 in] |
| Termination Method to PCB | Through Hole - Solder |

Mechanical Attachment

| | |
|--------------------------|------------------------|
| Mating Retention Type | Hold-Down |
| Mating Retention | With |
| Mating Alignment Type | Latched, Polarization |
| PCB Mount Retention Type | Swaged Retention Tails |
| PCB Mount Alignment Type | Locating Post(s) |
| PCB Mount Retention | With |
| PCB Mount Alignment | With |
| Connector Mounting Type | Board Mount |
| Mating Alignment | With |

Housing Features

| | |
|--------------------|----------------|
| Housing Material | Thermoplastic |
| Centerline (Pitch) | 2.54 mm[.1 in] |

Dimensions

| | |
|-----------------------------|-------------------|
| PCB Thickness (Recommended) | 1.57 mm[.062 in] |
| Connector Height | 13.59 mm[.535 in] |



| | |
|------------------|----------------|
| Connector Length | 12.7 mm[.5 in] |
|------------------|----------------|

Usage Conditions

| | |
|-----------------------------|----------------------------|
| Housing Temperature Rating | High |
| Operating Temperature Range | -65 – 105 °C[-85 – 221 °F] |

Operation/Application

| | |
|---------------------|--------|
| Circuit Application | Signal |
|---------------------|--------|

Industry Standards

| | |
|---|-----------------------|
| Compatible With Approved Standards Products | UL E28476, CSA LR7189 |
| UL Flammability Rating | UL 94V-0 |

Packaging Features

| | |
|--------------------|-----------|
| Packaging Quantity | 42 |
| Packaging Method | Tube, Box |

Product Compliance

[For compliance documentation, visit the product page on TE.com>](#)

| | |
|---|--|
| EU RoHS Directive 2011/65/EU | Compliant |
| EU ELV Directive 2000/53/EC | Compliant |
| China RoHS 2 Directive MIIT Order No 32, 2016 | No Restricted Materials Above Threshold |
| EU REACH Regulation (EC) No. 1907/2006 | Current ECHA Candidate List: JUNE 2024 (241) Candidate List Declared Against: JAN 2023 (233) Does not contain REACH SVHC |
| Halogen Content | Low Halogen - Br, Cl, F, I < 900 ppm per homogenous material. Also BFR/CFR/PVC Free |
| Solder Process Capability | Reflow solder capable to 260°C |

Product Compliance Disclaimer

This information is provided based on reasonable inquiry of our suppliers and represents our current actual knowledge based on the information they provided. This information is subject to change. The part numbers that TE has identified as EU RoHS compliant have a maximum concentration of 0.1% by weight in homogenous materials for lead, hexavalent chromium, mercury, PBB, PBDE, DBP, BBP, DEHP, DIBP, and 0.01% for cadmium, or qualify for an exemption to these limits as defined in the Annexes of Directive 2011/65/EU (RoHS2). Finished electrical and electronic equipment products will be CE marked as required by Directive 2011/65/EU. Components may not be CE marked. Additionally, the part numbers that TE has identified as EU ELV compliant have a maximum concentration of 0.1% by weight in homogenous materials for lead, hexavalent chromium, and mercury, and 0.01% for cadmium, or qualify for an exemption to these limits as defined in the Annexes of Directive 2000/53/EC (ELV). Regarding the REACH Regulation, the information TE provides on SVHC in articles for this part number is based on the latest European Chemicals Agency (ECHA) 'Guidance on requirements for substances in articles' posted at this URL: <https://echa.europa.eu/guidance-documents/guidance-on-reach>

Compatible Parts




TE Part # 5-103969-3
5X4 MTE RCPT SR RIBBED .100CL



TE Part # 5-103972-3
5X4 MTE RCPT SR RIBBED .100CL



TE Part # 5-103957-3
5X4 MTE RCPT SR LATCH .100CL



TE Part # 5-103960-3
5X4 MTE RCPT SR LATCH .100CL

Also in the Series | AMPMODU MTE



Connector Caps & Covers(18)




Connector Contacts(27)




Connector Hardware(1)



Insertion & Extraction Tools(1)



PCB Headers & Receptacles(444)



Wire-to-Board Connector Assemblies & Housings(298)

Customers Also Bought



TE Part #DT15-08PA-G003
HDR, 8P, GRY, ST, AU/NI/CU, A



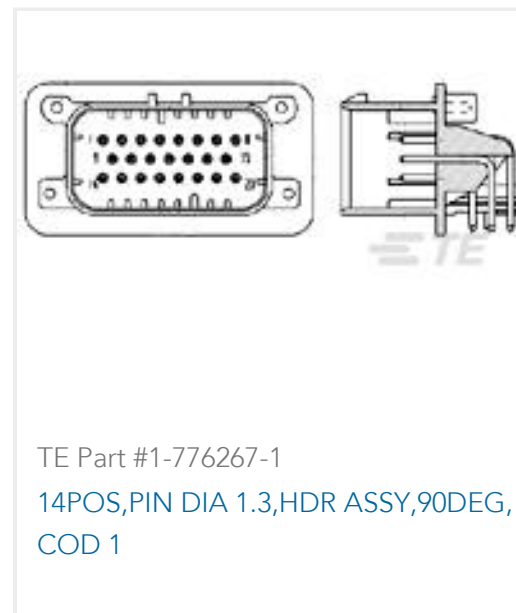
TE Part #825433-8
MOD 2 PINHDR 1X8 P.



TE Part #5-104363-3
04 MTE HDR SRST LATCH .100CL



TE Part #1551576-5
Shield Finger, 3.4mm



Documents

CAD Files

3D PDF

3D

Customer View Model

[ENG_CVM_CVM_5-104809-3_R.2d_dxf.zip](#)

English

Customer View Model

[ENG_CVM_CVM_5-104809-3_R.3d_igs.zip](#)

English

Customer View Model

[ENG_CVM_CVM_5-104809-3_R.3d_stp.zip](#)

English

By downloading the CAD file I accept and agree to the [Terms and Conditions](#) of use.

Datasheets & Catalog Pages

[AMPMODU_INTERCONNECTION_SYSTEM_SECTION5_CONT](#)

English

[AMPMODU MTE INTERCONNECT SYSTEM](#)

English

Product Specifications

[Application Specification](#)

English