

3-5176264-9 ✓ ACTIVE

AMPMODU | AMPMODU 2 mm

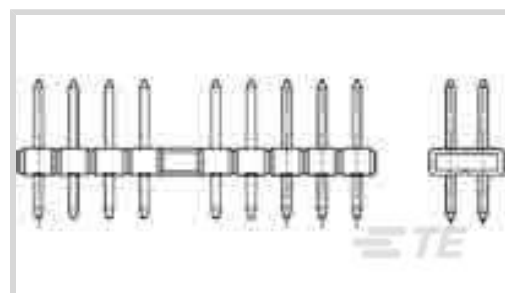
TE Internal #: 3-5176264-9

PCB Mount Header, Vertical, Board-to-Board, 50 Position, 2 mm [.079 in] Centerline, Unshrouded, Gold, Through Hole - Solder, Signal, AMPMODU 2 mm

[View on TE.com >](#)



Connectors > PCB Connectors > PCB Headers & Receptacles



EU RoHS Compliance: **Compliant**

EU ELV Compliance: **Compliant**

PCB Connector Assembly Type: **PCB Mount Header**

PCB Mount Orientation: **Vertical**

Connector System: **Board-to-Board**

Features

Contact Features

Pin Pitch	78.74 μ m
PCB Contact Termination Area Plating Material Finish	Matte
Contact Mating Area Plating Material Thickness	.203 μ m[8 μ m]
Mating Square Post Dimension	.5 mm[.02 in]
Contact Shape & Form	Square
Contact Mating Area Length	4 mm[.158 in]
Contact Base Material	Brass
PCB Contact Termination Area Plating Material	Tin
Contact Mating Area Plating Material	Gold
Contact Type	Pin
Contact Current Rating (Max)	1 A

Other

EU RoHS Compliance	Compliant
EU ELV Compliance	Compliant
Position Locations Omitted	0

Product Type Features

PCB Connector Assembly Type	PCB Mount Header
Connector System	Board-to-Board



Header Type	Unshrouded
Sealable	No
Connector & Contact Terminates To	Printed Circuit Board

Configuration Features

Connector Contact Load Condition	Fully Loaded
Board-to-Board Configuration	Parallel
Stackable	No
PCB Mount Orientation	Vertical
Number of Positions	50
Number of Rows	2

Electrical Characteristics

Operating Voltage	200 VAC
Dielectric Withstanding Voltage (Max)	650 VAC

Body Features

Primary Product Color	Black
-----------------------	-------

Termination Features

Termination Post & Tail Diameter	.6 mm[.024 in]
Termination Post & Tail Length	2.6 mm[.102 in]
Termination Method to PCB	Through Hole - Solder

Mechanical Attachment

PCB Mount Retention	Without
PCB Mount Alignment	Without
Connector Mounting Type	Board Mount
Mating Alignment	Without

Housing Features

Housing Material	Thermoplastic
Centerline (Pitch)	2 mm[.079 in]

Dimensions

Row-to-Row Spacing	2 mm[.079 in]
PCB Thickness (Recommended)	1.6 mm[.063 in]
Connector Height	1.75 mm[.0689 in]

Usage Conditions



Operating Temperature Range	-40 – 105 °C[-40 – 221 °F]
-----------------------------	----------------------------

Operation/Application

Circuit Application	Signal
---------------------	--------

Industry Standards

Compatible With Approved Standards Products	UL E28476, CSA LR7189
---	-----------------------

UL Flammability Rating	UL 94V-0
------------------------	----------

Packaging Features

Packaging Quantity	8000
--------------------	------

Packaging Method	Tray, Box
------------------	-----------

Product Compliance

[For compliance documentation, visit the product page on TE.com>](#)

EU RoHS Directive 2011/65/EU	Compliant
------------------------------	-----------

EU ELV Directive 2000/53/EC	Compliant
-----------------------------	-----------

China RoHS 2 Directive MIIT Order No 32, 2016	No Restricted Materials Above Threshold
---	---

EU REACH Regulation (EC) No. 1907/2006	Current ECHA Candidate List: JUNE 2024 (241) Candidate List Declared Against: JUNE 2024 (241) Does not contain REACH SVHC
--	---

Halogen Content	Not Low Halogen - contains Br or Cl > 900 ppm.
-----------------	--

Solder Process Capability	Wave solder capable to 265°C
---------------------------	------------------------------

Product Compliance Disclaimer

This information is provided based on reasonable inquiry of our suppliers and represents our current actual knowledge based on the information they provided. This information is subject to change. The part numbers that TE has identified as EU RoHS compliant have a maximum concentration of 0.1% by weight in homogenous materials for lead, hexavalent chromium, mercury, PBB, PBDE, DBP, BBP, DEHP, DIBP, and 0.01% for cadmium, or qualify for an exemption to these limits as defined in the Annexes of Directive 2011/65/EU (RoHS2). Finished electrical and electronic equipment products will be CE marked as required by Directive 2011/65/EU. Components may not be CE marked. Additionally, the part numbers that TE has identified as EU ELV compliant have a maximum concentration of 0.1% by weight in homogenous materials for lead, hexavalent chromium, and mercury, and 0.01% for cadmium, or qualify for an exemption to these limits as defined in the Annexes of Directive 2000/53/EC (ELV). Regarding the REACH Regulation, the information TE provides on SVHC in articles for this part number is based on the latest European Chemicals Agency (ECHA) 'Guidance on requirements for substances in articles' posted at this URL: <https://echa.europa.eu/guidance-documents/guidance-on-reach>

Compatible Parts



TE Part # 2-111626-3
50, 2MM, 30 DP, LEAD FREE



TE Part # 2-111623-6
50, 2MM, POL, 30 DP, LEAD FREE

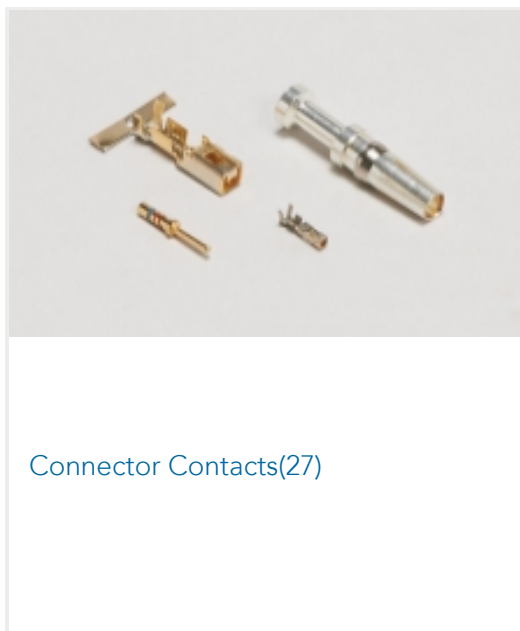


TE Part # 4-1470209-8
RCPT, 2MM, 50P, VRT MT, 8AU, 2.6ST



TE Part # 9-1470209-8
RCPT, 2MM, 50P, VRT MT, 30AU, 2.6ST

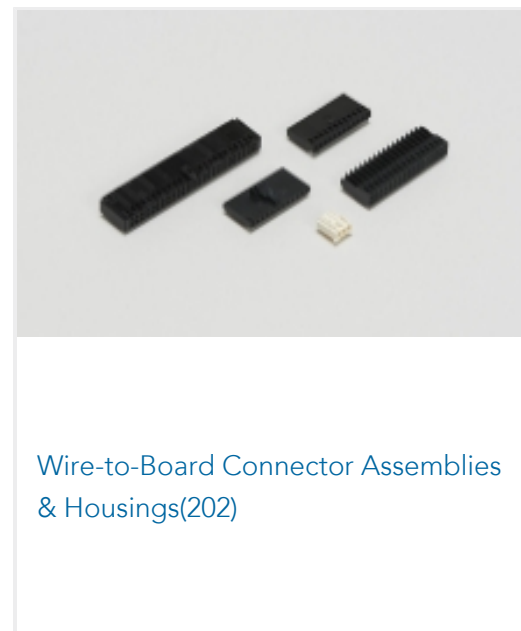
Also in the Series | **AMPMODU 2 mm**



Connector Contacts(27)




PCB Headers & Receptacles(8190)



Wire-to-Board Connector Assemblies & Housings(202)

Customers Also Bought



TE Part #178086-000
222A111-25/86-0



TE Part #4525DO-DS5AI001DP
1IN PCB MOUNT I2C DIFF PRESSURE SENSOR



TE Part #1-2176070-4
3521 36R 1% 2W



TE Part #5525DSO-DB001DS
1PSID DIGITAL PRESSURE SENSOR



TE Part #796859-3
3 POS TERMI-BLOK PLUG RT ANGLE



TE Part #796859-4
4 POS TERMI-BLOK PLUG RT ANGLE



TE Part #5-146285-3
03 MODII HDR SRST B/A .100CL



TE Part #5-146276-6
06 MODII HDR SRST B/A .100CL



TE Part #1-1437514-3
322-HCS-5P2-300=REEL ASSY., 500



TE Part #2-5176837-1
44 AMPMODU 2MM, H, AU, LF



Documents

Product Drawings

[50 AMPMODU 2MM DR VERT MNT LF](#)

English

CAD Files

Customer View Model

[ENG_CVM_3-5176264-9_O1.3d_igs.zip](#)

English

Customer View Model

[ENG_CVM_3-5176264-9_O1.3d_stp.zip](#)

English

Customer View Model

[ENG_CVM_3-5176264-9_O1.2d_dxf.zip](#)

English

[3D PDF](#)

English

By downloading the CAD file I accept and agree to the [Terms and Conditions](#) of use.

Datasheets & Catalog Pages

[AMPMODU_INTERCONNECTION_SYSTEM_SECTION3AND4](#)

English