




Connectors > PCB Connectors > PCB Headers & Receptacles



EU RoHS Compliance: **Compliant**

EU ELV Compliance: **Compliant**

PCB Connector Assembly Type: **PCB Mount Header**

PCB Mount Orientation: **Vertical**

Connector System: **Board-to-Board**

### Features

#### Other

EU RoHS Compliance	Compliant
EU ELV Compliance	Compliant

#### Product Type Features

PCB Connector Assembly Type	PCB Mount Header
Connector System	Board-to-Board
Header Type	Fully Shrouded
Connector & Contact Terminates To	Printed Circuit Board

#### Configuration Features

Connector Contact Load Condition	Fully Loaded
Board-to-Board Configuration	Parallel
PCB Mount Orientation	Vertical
Number of Positions	16
Number of Rows	2

#### Electrical Characteristics

Insulation Resistance	5000 MΩ
Dielectric Withstanding Voltage (Max)	750 Vrms

#### Body Features

Connector Profile	Standard
-------------------	----------



Primary Product Color	Black
-----------------------	-------

### Contact Features

Contact Underplating Material	Nickel
Contact Mating Area Plating Material Thickness	2.54 – 5.08 $\mu\text{m}$ [100 – 200 $\mu\text{in}$ ]
Mating Square Post Dimension	.64 mm[.025 in]
PCB Contact Termination Area Plating Material Thickness	2.54 – 5.08 $\mu\text{m}$ [100 – 200 $\mu\text{in}$ ]
Contact Shape & Form	Square
Contact Base Material	Phosphor Bronze
PCB Contact Termination Area Plating Material	Tin
Contact Mating Area Plating Material Finish	Matte
Contact Mating Area Plating Material	Tin
Contact Type	Pin
Contact Current Rating (Max)	3 A

### Termination Features

Termination Post & Tail Length	3.18 mm[.125 in]
Square Termination Post & Tail Dimension	.64 mm[.025 in]
Termination Method to PCB	Through Hole - Solder

### Mechanical Attachment

Mating Retention Type	Detent Window
Mating Retention	With
Mating Alignment Type	Polarization
PCB Mount Retention	Without
PCB Mount Alignment	Without
Connector Mounting Type	Board Mount
Mating Alignment	With

### Housing Features

Housing Material	Nylon-GF
Centerline (Pitch)	2.54 mm[.1 in]

### Dimensions

Row-to-Row Spacing	2.54 mm[.1 in]
PCB Thickness (Recommended)	1.4 mm[.055 in]

### Usage Conditions



Housing Temperature Rating	Standard
Operating Temperature Range	-65 – 105 °C[-85 – 221 °F]

### Operation/Application

Circuit Application	Signal
---------------------	--------

### Industry Standards

Compatible With Agency/Standards Products	CSA
Compatible With Approved Standards Products	UL E28476, CSA LR7189
UL Flammability Rating	UL 94V-0

### Packaging Features

Packaging Quantity	208
Packaging Method	Tray

### Product Compliance

[For compliance documentation, visit the product page on TE.com>](#)

EU RoHS Directive 2011/65/EU	Compliant
EU ELV Directive 2000/53/EC	Compliant
China RoHS 2 Directive MIIT Order No 32, 2016	No Restricted Materials Above Threshold
EU REACH Regulation (EC) No. 1907/2006	Current ECHA Candidate List: JUNE 2024 (241) Candidate List Declared Against: JUNE 2024 (241) Does not contain REACH SVHC
Halogen Content	BFR/CFR/PVC Free, but Br/Cl >900 ppm in other sources.
Solder Process Capability	Wave solder capable to 240°C

#### Product Compliance Disclaimer

This information is provided based on reasonable inquiry of our suppliers and represents our current actual knowledge based on the information they provided. This information is subject to change. The part numbers that TE has identified as EU RoHS compliant have a maximum concentration of 0.1% by weight in homogenous materials for lead, hexavalent chromium, mercury, PBB, PBDE, DBP, BBP, DEHP, DIBP, and 0.01% for cadmium, or qualify for an exemption to these limits as defined in the Annexes of Directive 2011/65/EU (RoHS2). Finished electrical and electronic equipment products will be CE marked as required by Directive 2011/65/EU. Components may not be CE marked. Additionally, the part numbers that TE has identified as EU ELV compliant have a maximum concentration of 0.1% by weight in homogenous materials for lead, hexavalent chromium, and mercury, and 0.01% for cadmium, or qualify for an exemption to these limits as defined in the Annexes of Directive 2000/53/EC (ELV). Regarding the REACH Regulation, the information TE provides on SVHC in articles for this part number is based on the latest European Chemicals Agency (ECHA) 'Guidance on requirements for substances in articles' posted at this URL: <https://echa.europa.eu/guidance-documents/guidance-on-reach>



## Compatible Parts



TE Part # 1-87456-1  
16 MODIV HSG COMP DR .100CL




TE Part # 87977-6  
16 MODIV HSG DR MRKD .100 POL




TE Part # 1-86177-5  
16 MODIV HSG COMP DR .100CL

## Also in the Series | AMPMODU Headers




Connector Contacts(52)



Connector Hardware(1)



PCB Headers & Receptacles(1618)



Wire-to-Board Connector Assemblies & Housings(5)

## Customers Also Bought



TE Part #440054-2  
2.0MM,HDR,2POS,VERTICAL



TE Part #T4145035051-001  
M12 Panel Mount PCB



TE Part #5-103669-8  
09 MTE HDR SRST LATCH W/HLDWN



TE Part #5-102619-3  
10 MODII HDR DRST SHRD .100CL



TE Part #5-103639-7  
08 MTE HDR SRST LATCH .100CL



TE Part #1393194-9  
T77S1D10-12



TE Part #2132781-5  
05P EP-II HOUSING, NATURAL



TE Part #53242-6  
PG SPR SPD 22-16COM22-18MIL 10



TE Part #CB7838-000  
[RW-200-1/4-0-SP](#)

## Documents

### CAD Files

Customer View Model

[ENG\\_CVM\\_5-87589-4\\_R.3d\\_igs.zip](#)

English

Customer View Model

[ENG\\_CVM\\_5-87589-4\\_R.3d\\_stp.zip](#)

English

Customer View Model

[ENG\\_CVM\\_5-87589-4\\_R.2d\\_dxf.zip](#)

English

### 3D PDF

English

By downloading the CAD file I accept and agree to the [Terms and Conditions](#) of use.

### Datasheets & Catalog Pages

[AMPMODU\\_INTERCONNECTION\\_SYSTEM\\_SECTION5](#)

English