

1871843-4 ✓ ACTIVE



GRACE INERTIA 2.5

TE Internal #: 1871843-4

PCB Mount Header, Vertical, Wire-to-Board, 4 Position, 2.5 mm [.098 in] Centerline, Fully Shrouded, Tin, Through Hole - Solder, GRACE INERTIA 2.5

[View on TE.com >](#)

Connectors > PCB Connectors > PCB Headers & Receptacles



EU RoHS Compliance: **Compliant**

EU ELV Compliance: **Compliant**

PCB Connector Assembly Type: **PCB Mount Header**

PCB Mount Orientation: **Vertical**

Connector System: **Wire-to-Board**

Features

Other

EU RoHS Compliance	Compliant
EU ELV Compliance	Compliant

Product Type Features

PCB Connector Assembly Type	PCB Mount Header
Connector System	Wire-to-Board
Header Type	Fully Shrouded
Sealable	No
Connector & Contact Terminates To	Printed Circuit Board

Configuration Features

PCB Mount Orientation	Vertical
Number of Positions	4
Number of Rows	1

Electrical Characteristics

Operating Voltage	50 VDC
-------------------	--------



Body Features

Primary Product Color	Natural
-----------------------	---------

Contact Features

Contact Underplating Material	Nickel
Contact Underplating Material Thickness	1.27 μm [50 μin]
PCB Contact Termination Area Plating Material Finish	Matte
Contact Mating Area Plating Material Thickness	1 μm [39.37 μin]
Mating Tab Width	.7 mm[.028 in]
PCB Contact Termination Area Plating Material Thickness	1 μm [39.37 μin]
Contact Layout	Inline
Contact Base Material	Brass
Mating Tab Thickness	.5 mm[.02 in]
PCB Contact Termination Area Plating Material	Tin
Contact Mating Area Plating Material Finish	Matte
Contact Mating Area Plating Material	Tin
Contact Type	Tab
Contact Current Rating (Max)	3.5 A

Termination Features

Termination Post & Tail Length	3 mm[.118 in]
Square Termination Post & Tail Dimension	.5 mm[.02 in]
Termination Method to PCB	Through Hole - Solder

Mechanical Attachment

Mating Retention	With
Mating Alignment Type	Polarization
PCB Mount Retention Type	Kinked
PCB Mount Alignment Type	Boss
PCB Mount Retention	With
PCB Mount Alignment	With
Connector Mounting Type	Board Mount
Mating Alignment	With

Housing Features

Housing Material	6/6 Nylon GF
------------------	--------------



Centerline (Pitch)	2.5 mm[.098 in]
--------------------	-----------------

Dimensions

Connector Width	7 mm[.27 in]
PCB Thickness (Recommended)	1.6 mm[.063 in]
Connector Height	11.3 mm[.44 in]
Connector Length	12.5 mm[.492 in]

Usage Conditions

Operating Temperature Range	-30 – 105 °C[-22 – 221 °F]
-----------------------------	----------------------------

Operation/Application

Circuit Application	Signal
---------------------	--------

Industry Standards

Compatible With Agency/Standards Products	UL
UL Flammability Rating	UL 94V-0

Packaging Features

Packaging Quantity	300
Packaging Method	Bag

Product Compliance

[For compliance documentation, visit the product page on TE.com>](#)

EU RoHS Directive 2011/65/EU	Compliant
EU ELV Directive 2000/53/EC	Compliant
China RoHS 2 Directive MIIT Order No 32, 2016	No Restricted Materials Above Threshold
EU REACH Regulation (EC) No. 1907/2006	Current ECHA Candidate List: JUNE 2024 (241) Candidate List Declared Against: JUNE 2024 (241) Does not contain REACH SVHC
Halogen Content	Not Low Halogen - contains Br or Cl > 900 ppm.
Solder Process Capability	Wave solder capable to 265°C









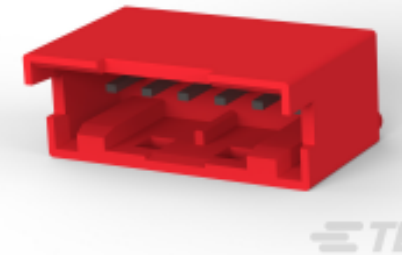




Product Compliance Disclaimer

This information is provided based on reasonable inquiry of our suppliers and represents our current actual knowledge based on the information they provided. This information is subject to change. The part numbers that TE has identified as EU RoHS compliant have a maximum concentration of 0.1% by weight in homogenous materials for lead, hexavalent chromium, mercury, PBB, PBDE, DBP, BBP, DEHP, DIBP, and 0.01% for cadmium, or qualify for an exemption to these limits as defined in the Annexes of Directive 2011/65/EU (RoHS2). Finished electrical and electronic equipment products



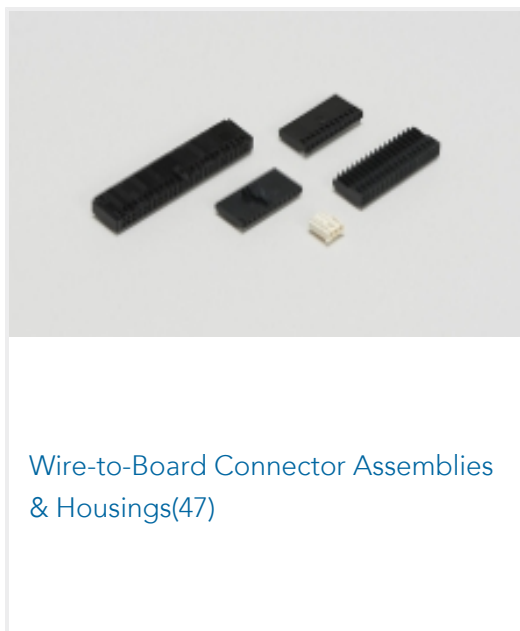


will be CE marked as required by Directive 2011/65/EU. Components may not be CE marked. Additionally, the part numbers that TE has identified as EU ELV compliant have a maximum concentration of 0.1% by weight in homogenous materials for lead, hexavalent chromium, and mercury, and 0.01% for cadmium, or qualify for an exemption to these limits as defined in the Annexes of Directive 2000/53/EC (ELV). Regarding the REACH Regulation, the information TE provides on SVHC in articles for this part number is based on the latest European Chemicals Agency (ECHA) 'Guidance on requirements for substances in articles' posted at this URL: <https://echa.europa.eu/guidance-documents/guidance-on-reach>

Compatible Parts

 <p>TE Part # 1-1871843-3 GIC 2.5 HDR ASSY TIN VERSION 3P RED</p>	 <p>TE Part # 1-1903393-2 GIC 2.5 W CAP HSG 4P RED</p>	 <p>TE Part # 2-1871843-3 GIC 2.5 HDR ASSY TIN VERSION 3P BLUE</p>	 <p>TE Part # 1-1871843-2 GIC2.5 HDR ASSY TIN VERSION 2P RED</p>
 <p>TE Part # 2134303-1 GIC 2.5 HDR ASSY TIN VERSION 2/4P</p>	 <p>TE Part # 1903393-1 GIC 2.5 W CAP HSG 4P NATURAL</p>	 <p>TE Part # 1903535-1 GIC 2.5 PITCH CONN. HDR Assy (5 POS)</p>	 <p>TE Part # 3-1903393-4 GIC 2.5 W CAP HSG 4P YELLOW</p>
 <p>TE Part # 1-1871843-5 GIC 2.5 HDR ASSY TIN VERSION 5P RED</p>	 <p>TE Part # 1-1871843-6 GIC2.5 HDR ASSY TIN VERSION 6P RED</p>	 <p>TE Part # 1-1871843-8 GIC 2.5 HDR ASSY TIN VERSION 8P RED</p>	 <p>TE Part # 1871843-8 GIC2.5 HDR ASSY TIN VERSION 8P NATURAL</p>
 <p>TE Part # 2-1871843-5 GIC 2.5 HDR ASSY TIN VERSION 5P BLUE</p>	 <p>TE Part # 2013485-1 GIC 2.5 HDR ASSY TIN VERSION 3/5P</p>	 <p>TE Part # 2013523-1 GIC 2.5 HDR ASSY TIN VERSION 2/3P</p>	 <p>TE Part # 2069625-1 GIC 2.5 HDR ASSY TIN VERSION 4/6P</p>



Also in the Series | GRACE INERTIA 2.5



Customers Also Bought





Documents

Product Drawings

[GIC2.5 HDR ASSY TIN VERSION 4P NATURAL](#)

English

CAD Files

[3D PDF](#)

3D

Customer View Model

[ENG_CVM_CVM_1871843-4_D.2d_dxf.zip](#)

English

Customer View Model

[ENG_CVM_CVM_1871843-4_D.3d_igs.zip](#)

English

Customer View Model

[ENG_CVM_CVM_1871843-4_D.3d_stp.zip](#)

English

By downloading the CAD file I accept and agree to the [Terms and Conditions](#) of use.

Product Specifications

[Application Specification](#)

English