

1565749-4 ✓ ACTIVE

AMP | 0.64/025 Connector System

TE Internal #: 1565749-4

PCB Mount Header, Horizontal, Wire-to-Board, 4 Position, 2.2 mm [.087 in] Centerline, Fully Shrouded, Tin, 0.64/025 Connector System

[View on TE.com >](#)



Connectors > PCB Connectors > PCB Headers & Receptacles > Signal Header



EU RoHS Compliance: **Compliant**

EU ELV Compliance: **Compliant**

PCB Connector Assembly Type: **PCB Mount Header**

PCB Mount Orientation: **Horizontal**

Connector System: **Wire-to-Board**

[All Signal Header \(280\)](#)

Features

Other

EU RoHS Compliance	Compliant
EU ELV Compliance	Compliant
Interface Number	1473672

Product Type Features

Mixed & Hybrid Header	No
Connector Shape	Rectangular
PCB Connector Assembly Type	PCB Mount Header
Connector System	Wire-to-Board
Header Type	Fully Shrouded
Sealable	No
Connector & Contact Terminates To	Printed Circuit Board

Configuration Features

Number of Signal Positions	4
Number of Sections	1
PCB Mount Orientation	Horizontal
Number of Positions	4
Number of Rows	1



Electrical Characteristics

Operating Voltage	12 VDC
Voltage Rating (Max)	12 VDC
Nominal Voltage Architecture	12 V

Body Features

Connector & Keying Code	2
Primary Product Color	Gray

Contact Features

Contact Size	.64mm
Mating Tab Width	.64 mm[.025 in]
Mating Tab Thickness	.64 mm[.025 in]
Contact Mating Area Plating Material	Tin
Contact Type	Tab

Termination Features

Termination Method to PCB	Through Hole - Solder
---------------------------	-----------------------

Mechanical Attachment

Panel Mount Feature	Without
Mating Retention Type	Locking Interface
Mounting Holes	With
Mating Retention	With
PCB Mount Retention	Without
PCB Mount Alignment	Without
Mating Alignment	With

Housing Features

Centerline (Pitch)	2.2 mm[.087 in]
--------------------	-----------------

Dimensions

Connector Width	14 mm[.551 in]
PCB Thickness (Recommended)	1.2 – 1.6 mm[.047 – .063 in]
Profile Height from PCB	12.5 mm[.492 in]
Connector Length	21.97 mm[.865 in]

Usage Conditions

Operating Temperature (Max)	80 °C, 100 °C, 90 °C, 65 °C, 85 °C, 75 °C, 70
-----------------------------	-----------------------------------------------



	°C[158 °F][167 °F][176 °F][194 °F][185 °F] [212 °F][149 °F]
--	----------------------------------------------------------------

Operating Temperature Range	-30 – 100 °C[-22 – 212 °F]
-----------------------------	----------------------------

Operation/Application

Shielded	No
----------	----

Circuit Application	Signal
---------------------	--------

Packaging Features

Packaging Quantity	30
--------------------	----

Packaging Method	Tube
------------------	------

Product Compliance

[For compliance documentation, visit the product page on TE.com>](#)

EU RoHS Directive 2011/65/EU	Compliant
------------------------------	-----------

EU ELV Directive 2000/53/EC	Compliant
-----------------------------	-----------

China RoHS 2 Directive MIIT Order No 32, 2016	No Restricted Materials Above Threshold
-----------------------------------------------	-----------------------------------------

EU REACH Regulation (EC) No. 1907/2006	Current ECHA Candidate List: JUNE 2024 (241) Candidate List Declared Against: JUNE 2024 (241) Does not contain REACH SVHC
----------------------------------------	---------------------------------------------------------------------------------------------------------------------------------

Halogen Content	Low Halogen - Br, Cl, F, I < 900 ppm per homogenous material. Also BFR/CFR/PVC Free
-----------------	-------------------------------------------------------------------------------------

Solder Process Capability	Wave solder capable to 240°C
---------------------------	------------------------------

Product Compliance Disclaimer

This information is provided based on reasonable inquiry of our suppliers and represents our current actual knowledge based on the information they provided. This information is subject to change. The part numbers that TE has identified as EU RoHS compliant have a maximum concentration of 0.1% by weight in homogenous materials for lead, hexavalent chromium, mercury, PBB, PBDE, DBP, BBP, DEHP, DIBP, and 0.01% for cadmium, or qualify for an exemption to these limits as defined in the Annexes of Directive 2011/65/EU (RoHS2). Finished electrical and electronic equipment products will be CE marked as required by Directive 2011/65/EU. Components may not be CE marked. Additionally, the part numbers that TE has identified as EU ELV compliant have a maximum concentration of 0.1% by weight in homogenous materials for lead, hexavalent chromium, and mercury, and 0.01% for cadmium, or qualify for an exemption to these limits as defined in the Annexes of Directive 2000/53/EC (ELV). Regarding the REACH Regulation, the information TE provides on SVHC in articles for this part number is based on the latest European Chemicals Agency (ECHA) 'Guidance on requirements for substances in articles' posted at this URL: <https://echa.europa.eu/guidance-documents/guidance-on-reach>

Compatible Parts




TE Part # CAT-T319-CH8172
TH/.025 CONNECTOR SYSTEM,
HOUSING



TE Part # 2069748-1
0.64II CONNECTOR 1ROW 4POS
PLUG HOUSING



TE Part # 2069748-2
0.64II CONNECTOR 1ROW 4POS
PLUG HOUSING




TE Part # 2069748-3
0.64II CONNECTOR 1ROW 4POS
PLUG HOUSING

TE Part # 1565750-4
025 4POS CAP HSG SPS


Also in the Series | **0.64/025 Connector System**




Automotive Connector Caps & Covers
(5)




Automotive Connector Locks &
Position Assurance(1)




Automotive Housings(124)



Automotive Terminals(16)



Connector Seals & Cavity Plugs(1)



Other Automotive Connector
Accessories(4)



PCB Headers & Receptacles(155)

Customers Also Bought



TE Part #175975-2
Signal Header



TE Part #171882-2
MIC ASSY H 13P, BLACK



TE Part #2291392-6
MALE ASM, 1 POS, R/A, PCB, FAKRA



TE Part #2291392-8
MALE ASM, 1 POS, R/A, PCB, FAKRA



Documents

Product Drawings

025 4POS CAP ASSY SELECTIVE-TIN

Japanese

CAD Files

Customer View Model

[ENG_CVM_CVM_1565749-4_F.2d_dxf.zip](#)

English

3D PDF

3D

Customer View Model

[ENG_CVM_CVM_1565749-4_F.3d_igs.zip](#)

English

Customer View Model

[ENG_CVM_CVM_1565749-4_F.3d_stp.zip](#)

English

By downloading the CAD file I accept and agree to the [Terms and Conditions](#) of use.

Product Specifications

Crimping of 025 Receptacle Contact

Japanese

Application Specification

Japanese

Instruction Sheets

Instruction Sheet (non U.S.)

English



[.025 SERIES I/O CONNECTORS \(H-Type 1Row 8Position\)](#)

Japanese

[Instruction Sheet \(non U.S.\)](#)

Japanese

[.025 SERIES I/O CONNECTORS \(H-Type 1Row 8Position\)](#)

Japanese

[Instruction Sheet \(non U.S.\)](#)

Japanese