

4-1601140-1 ✓ ACTIVE

SIAMEZE


TE Internal #: 4-1601140-1

Wire-to-Wire, Lead Wire Size 22 – 18 AWG, Lead Wire Size .32 – .82 mm<sup>2</sup>, Insulation Displacement (IDC), SIAMEZE, Magnet Wire Terminals

[View on TE.com >](#)



Terminals & Splices > Magnet Wire Terminals



Magnet Wire Terminal Type: **Wire-to-Wire**

Lead Wire Size: **.32 – .82 mm<sup>2</sup>**

Termination Method to Wire & Cable: **Insulation Displacement (IDC)**

Stock Thickness (Magnet Wire Side): **.64 mm [ .025 in ]**

### Features

#### Contact Features

Magnet Wire Terminal Type	Wire-to-Wire
Terminal Plating Material	Unplated
Terminal Orientation	Straight

#### Dimensions

Lead Wire Size	.32 – .82 mm <sup>2</sup>
Stock Thickness (Magnet Wire Side)	.64 mm [.025 in]
Product Length	6.35 mm [.25 in]
Terminal Height	6.35 mm [.25 in]

#### Termination Features

Termination Method to Wire & Cable	Insulation Displacement (IDC)
------------------------------------	-------------------------------

#### Packaging Features

Packaging Method	Loose Piece
------------------	-------------

#### Operation/Application

Compatible With Wire Base Material	Copper
------------------------------------	--------



### Product Type Features

Compatible With Discrete Wire Type	Solid, Stranded
------------------------------------	-----------------

### Other

EU RoHS Compliance	Compliant
EU ELV Compliance	Compliant

### Usage Conditions

Insulation Option	Uninsulated
-------------------	-------------

### Product Compliance

[For compliance documentation, visit the product page on TE.com>](#)

EU RoHS Directive 2011/65/EU	Compliant
EU ELV Directive 2000/53/EC	Compliant
China RoHS 2 Directive MIIT Order No 32, 2016	No Restricted Materials Above Threshold
EU REACH Regulation (EC) No. 1907/2006	Current ECHA Candidate List: JUNE 2024 (241) Candidate List Declared Against: JUNE 2024 (241) Does not contain REACH SVHC
Halogen Content	Low Halogen - Br, Cl, F, I < 900 ppm per homogenous material. Also BFR/CFR/PVC Free
Solder Process Capability	Not applicable for solder process capability


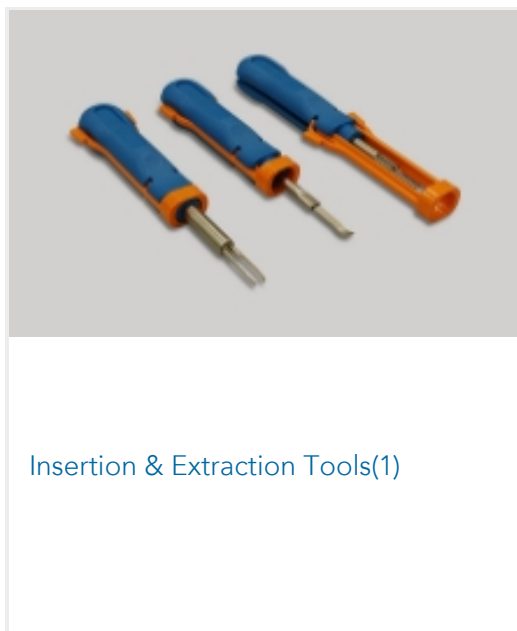
#### Product Compliance Disclaimer

This information is provided based on reasonable inquiry of our suppliers and represents our current actual knowledge based on the information they provided. This information is subject to change. The part numbers that TE has identified as EU RoHS compliant have a maximum concentration of 0.1% by weight in homogenous materials for lead, hexavalent chromium, mercury, PBB, PBDE, DBP, BBP, DEHP, DIBP, and 0.01% for cadmium, or qualify for an exemption to these limits as defined in the Annexes of Directive 2011/65/EU (RoHS2). Finished electrical and electronic equipment products will be CE marked as required by Directive 2011/65/EU. Components may not be CE marked. Additionally, the part numbers that TE has identified as EU ELV compliant have a maximum concentration of 0.1% by weight in homogenous materials for lead, hexavalent chromium, and mercury, and 0.01% for cadmium, or qualify for an exemption to these limits as defined in the Annexes of Directive 2000/53/EC (ELV). Regarding the REACH Regulation, the information TE provides on SVHC in articles for this part number is based on the latest European Chemicals Agency (ECHA) 'Guidance on requirements for substances in articles' posted at this URL: <https://echa.europa.eu/guidance-documents/guidance-on-reach>

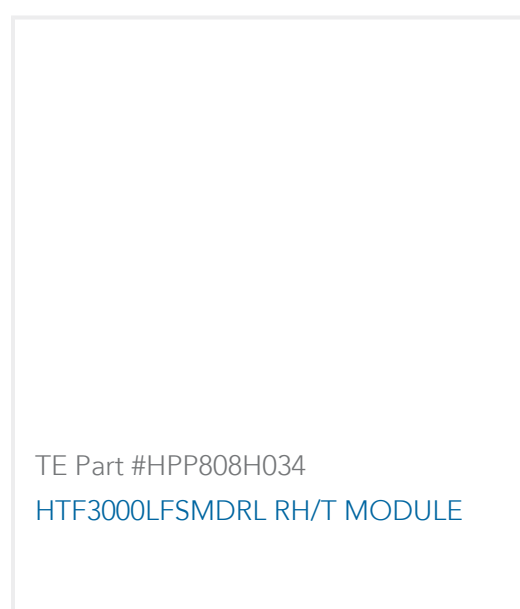
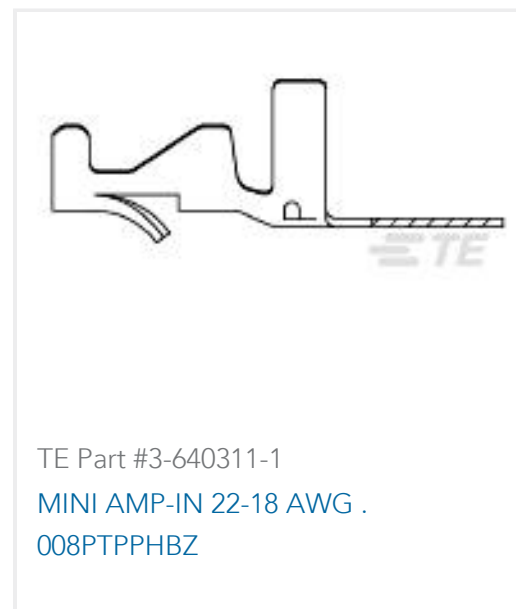
### Compatible Parts



### Also in the Series | SIAMEZE



### Customers Also Bought





## Documents

### Product Drawings

[053-001-000=LEADLOK2,SMZ](#)

English

[053-001-000=LEADLOK2,SMZ](#)

English

---

### CAD Files

Customer View Model

[ENG\\_CVM\\_CVM\\_4-1601140-1\\_F.2d\\_dxf.zip](#)

English

3D PDF

3D

Customer View Model

[ENG\\_CVM\\_CVM\\_4-1601140-1\\_F.3d\\_igs.zip](#)

English

Customer View Model

[ENG\\_CVM\\_CVM\\_4-1601140-1\\_F.3d\\_stp.zip](#)

English

By downloading the CAD file I accept and agree to the [Terms and Conditions](#) of use.

---

### Datasheets & Catalog Pages

[1654742\\_HOUSEHOLD\\_APPLIANCES\\_RAST5](#)

English

[Magnet Wire Terminals & Splices](#)

English

[1-1773702-7 \\_IDC\\_Magnet\\_Wire](#)

English

---

### Product Specifications

[Application Specification](#)

English