



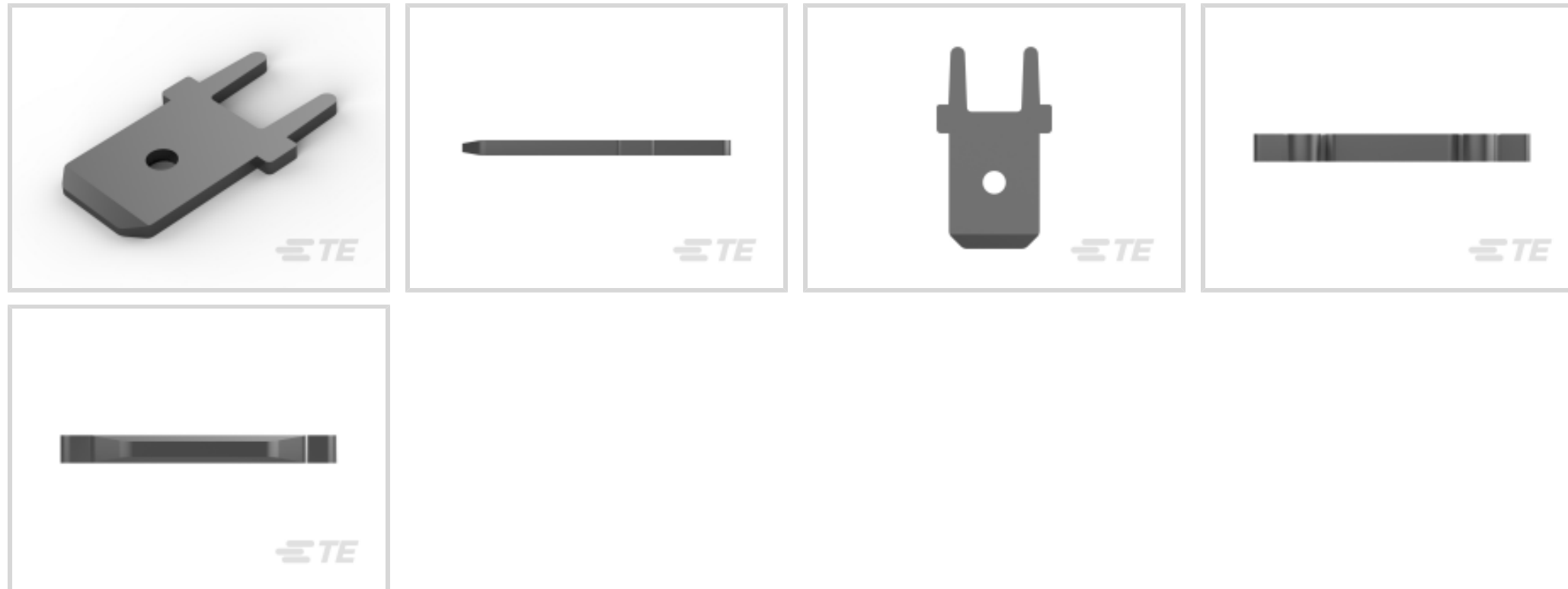
FASTON | FASTON 250

TE Internal #: 1-726386-2

Tab, Mating Tab Width 6.35 mm [.25 in], PCB Hole Diameter 1.4 mm [.055 in], Through Hole - Solder, Tin Plating, Box, FASTON 250, PCB Terminals

[View on TE.com >](#)

Terminals & Splices > PCB Terminals



PCB Terminal Type: **Tab**

PCB Thickness (Recommended): 2.36 – 3.18 mm [.093 – .125 in]

Mating Tab Width: 6.35 mm [.25 in]

Mating Tab Thickness: .81 mm [.032 in]

PCB Hole Diameter: 1.4 mm [.055 in]

Features

Usage Conditions

| | |
|-----------------------------|----------------------------|
| Insulation Option | Uninsulated |
| Operating Temperature Range | -30 – 110 °C[-22 – 230 °F] |

Packaging Features

| | |
|--------------------|-------|
| Packaging Quantity | 10000 |
| Packaging Method | Box |

Dimensions

| | |
|-----------------------------|--------------------------------|
| Extension Below Board | 4 mm[.157 in] |
| PCB Thickness (Recommended) | 2.36 – 3.18 mm[.093 – .125 in] |
| PCB Hole Diameter | 1.4 mm[.055 in] |
| Profile Height from PCB | 10 mm[.394 in] |

Contact Features

| | |
|---|--------------------|
| PCB Contact Termination Area Plating Material Thickness | 4.5 µm[177.16 µin] |
| Contact Underplating Material Thickness | 2 µm[78.74 µin] |
| Contact Mating Area Plating Material Thickness | 4.5 µm[177.16 µin] |



| | |
|---------------------------|------------------|
| PCB Terminal Type | Tab |
| Mating Tab Width | 6.35 mm [.25 in] |
| Mating Tab Thickness | .81 mm [.032 in] |
| Terminal Plating Material | Tin |
| Terminal Size | 6.35 |
| Terminal Orientation | Straight |

Termination Features

| | |
|---------------------------|-----------------------|
| Termination Method to PCB | Through Hole - Solder |
| Product Terminates To | Printed Circuit Board |

Other

| | |
|--------------------|-----------|
| EU RoHS Compliance | Compliant |
| EU ELV Compliance | Compliant |

Product Compliance

[For compliance documentation, visit the product page on TE.com>](#)

| | |
|---|---|
| EU RoHS Directive 2011/65/EU | Compliant |
| EU ELV Directive 2000/53/EC | Compliant |
| China RoHS 2 Directive MIIT Order No 32, 2016 | No Restricted Materials Above Threshold |
| EU REACH Regulation (EC) No. 1907/2006 | Current ECHA Candidate List: JUNE 2024 (241) Candidate List Declared Against: JUNE 2024 (241) Does not contain REACH SVHC |
| Halogen Content | Low Halogen - Br, Cl, F, I < 900 ppm per homogenous material. Also BFR/CFR/PVC Free |
| Solder Process Capability | Wave solder capable to 265°C |

Product Compliance Disclaimer

This information is provided based on reasonable inquiry of our suppliers and represents our current actual knowledge based on the information they provided. This information is subject to change. The part numbers that TE has identified as EU RoHS compliant have a maximum concentration of 0.1% by weight in homogenous materials for lead, hexavalent chromium, mercury, PBB, PBDE, DBP, BBP, DEHP, DIBP, and 0.01% for cadmium, or qualify for an exemption to these limits as defined in the Annexes of Directive 2011/65/EU (RoHS2). Finished electrical and electronic equipment products will be CE marked as required by Directive 2011/65/EU. Components may not be CE marked. Additionally, the part numbers that TE has identified as EU ELV compliant have a maximum concentration of 0.1% by weight in homogenous materials for lead, hexavalent chromium, and mercury, and 0.01% for cadmium, or qualify for an exemption to these limits as defined in the Annexes of Directive 2000/53/EC (ELV). Regarding the REACH Regulation, the information TE provides on SVHC in articles for this part number is based on the latest European Chemicals Agency (ECHA) 'Guidance on requirements for substances in articles' posted at this URL: <https://echa.europa.eu/guidance-documents/guidance-on-reach>

Compatible Parts



Also in the Series | **FASTON 250**




Compression Connectors(4)



Crimp Terminal Housings(132)



Insertion & Extraction Tools(6)



Magnet Wire Terminals(1)



PCB Terminals(134)



Quick Disconnects(425)

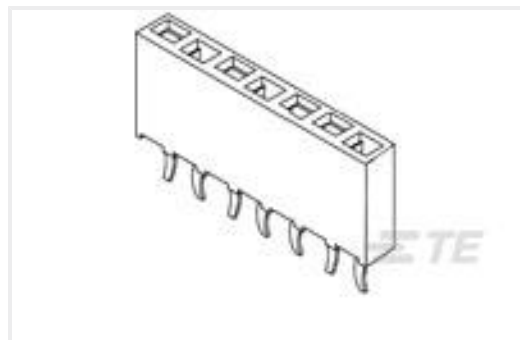


Splices(4)


Customers Also Bought




TE Part #1-2201855-1
MINI I/O PLUG KIT TYPE II L




TE Part #215298-5
5P HV100 REC CON. TE, 7.0MM,TIN




TE Part #86456-000
FFS-90/1 FLOW SWITCH




TE Part #6221-BCE-T-025-001
2.5 kPa Gauge Sensor




TE Part #1103391-1
Set HG-Q.4/2



TE Part #1103393-1
Set HG-Q.4/2-ADP



TE Part #1108829-1
HGQ8-ADP-180-SO-4



TE Part #1245480-1
HGQ8.ADP.Insulation

Documents

Product Drawings
[250 FASTON,TAB,TPBR](#)

English

CAD Files
Customer View Model
[ENG_CVM_CVM_1-726386-2_G.2d_dxf.zip](#)

English

3D PDF

1-726386-2

Tab, Mating Tab Width 6.35 mm [.25 in], PCB Hole Diameter 1.4 mm [.055 in],
Through Hole - Solder, Tin Plating, Box, FASTON 250, PCB Terminals



3D

Customer View Model

[ENG_CVM_CVM_1-726386-2_G.3d_igs.zip](#)

English

Customer View Model

[ENG_CVM_CVM_1-726386-2_G.3d_stp.zip](#)

English

By downloading the CAD file I accept and agree to the [Terms and Conditions](#) of use.