



MTA 156

TE Internal #: 644752-6

PCB Mount Header, Vertical, Wire-to-Board, 6 Position, 3.96 mm [.156 in] Centerline, Partially Shrouded, Tin, Through Hole - Solder, Power, MTA 156

[View on TE.com >](#)

Connectors > PCB Connectors > PCB Headers & Receptacles



EU RoHS Compliance: **Compliant**

EU ELV Compliance: **Compliant**

PCB Connector Assembly Type: **PCB Mount Header**

PCB Mount Orientation: **Vertical**

Connector System: **Wire-to-Board**

Features

Other

| | |
|--------------------|-----------|
| EU RoHS Compliance | Compliant |
| EU ELV Compliance | Compliant |

Product Type Features

| | |
|-----------------------------------|-----------------------|
| Mixed & Hybrid Header | No |
| Connector Shape | Rectangular |
| PCB Connector Assembly Type | PCB Mount Header |
| Connector System | Wire-to-Board |
| Header Type | Partially Shrouded |
| Sealable | No |
| Connector & Contact Terminates To | Printed Circuit Board |

Configuration Features

| | |
|----------------------------|---|
| Number of Columns | 6 |
| Number of Loaded Positions | 6 |
| Number of Power Positions | 6 |



| | |
|----------------------------------|--------------|
| Connector Contact Load Condition | Fully Loaded |
| PCB Mount Orientation | Vertical |
| Number of Positions | 6 |
| Number of Rows | 1 |

Electrical Characteristics

| | |
|-------------------|---------|
| Operating Voltage | 600 VAC |
|-------------------|---------|

Body Features

| | |
|-----------------------|---------|
| Primary Product Color | Natural |
|-----------------------|---------|

Contact Features

| | |
|---|----------------------------|
| Contact Underplating Material | Nickel |
| Contact Underplating Material Thickness | 1.27 μ m[50 μ in] |
| Contact Size | 1.14mm |
| Contact Mating Area Plating Material Thickness | 2.54 μ m[100 μ in] |
| Mating Square Post Dimension | 1.14 mm[.045 in] |
| PCB Contact Termination Area Plating Material Thickness | 2.54 μ m[100 μ in] |
| Contact Shape & Form | Square |
| Contact Layout | Inline |
| Contact Mating Area Length | 10.16 mm[.4 in] |
| Contact Base Material | Copper Alloy |
| PCB Contact Termination Area Plating Material | Tin |
| Contact Mating Area Plating Material | Tin |
| Contact Type | Tab |
| Contact Current Rating (Max) | 14.24 A |

Termination Features

| | |
|--|-----------------------|
| Termination Post & Tail Length | 4.45 mm[.175 in] |
| Square Termination Post & Tail Dimension | 1.14 mm[.045 in] |
| Termination Method to PCB | Through Hole - Solder |

Mechanical Attachment

| | |
|-----------------------|---------------|
| Panel Mount Feature | Without |
| Mating Retention Type | Friction Lock |
| Mating Retention | With |
| PCB Mount Retention | Without |



| | |
|-------------------------|-------------|
| PCB Mount Alignment | Without |
| Connector Mounting Type | Board Mount |
| Mating Alignment | Without |

Housing Features

| | |
|-----------------------|--|
| Mating Entry Location | Top |
| Housing Material | Thermoplastic Polyester - Glass-Filled |
| Centerline (Pitch) | 3.96 mm [.156 in] |

Dimensions

| | |
|-----------------------------|---------------------------------|
| Connector Width | 7.62 mm [.3 in] |
| PCB Thickness (Recommended) | 2.36 – 3.18 mm [.093 – .125 in] |
| Connector Height | 10.79 mm [.425 in] |
| Connector Length | 23.77 mm [.936 in] |

Usage Conditions

| | |
|-----------------------------|-----------------------------|
| Operating Temperature (Max) | 105 °C [221 °F] |
| Operating Temperature Range | -55 – 105 °C [-67 – 221 °F] |

Operation/Application

| | |
|---------------------|-------|
| Circuit Application | Power |
|---------------------|-------|

Industry Standards

| | |
|---|-------------------------------|
| Compatible With Agency/Standards Products | UL, VDE, CSA |
| UL Rating | Recognized |
| Compatible With Approved Standards Products | UL E28476 |
| Glow Wire Rating | Standard Part - Not Glow Wire |
| UL Flammability Rating | UL 94V-0 |

Packaging Features

| | |
|--------------------|---------|
| Packaging Quantity | 1500 |
| Packaging Method | Package |

Product Compliance

[For compliance documentation, visit the product page on TE.com>](#)

| | |
|---|---|
| EU RoHS Directive 2011/65/EU | Compliant |
| EU ELV Directive 2000/53/EC | Compliant |
| China RoHS 2 Directive MIIT Order No 32, 2016 | No Restricted Materials Above Threshold |



EU REACH Regulation (EC) No. 1907/2006

Current ECHA Candidate List: JUNE 2024 (241)

Candidate List Declared Against: JUNE 2024 (241)

Does not contain REACH SVHC

Halogen Content

Not Low Halogen - contains Br or Cl > 900 ppm.

Solder Process Capability

Wave solder capable to 265°C

Product Compliance Disclaimer

This information is provided based on reasonable inquiry of our suppliers and represents our current actual knowledge based on the information they provided. This information is subject to change. The part numbers that TE has identified as EU RoHS compliant have a maximum concentration of 0.1% by weight in homogenous materials for lead, hexavalent chromium, mercury, PBB, PBDE, DBP, BBP, DEHP, DIBP, and 0.01% for cadmium, or qualify for an exemption to these limits as defined in the Annexes of Directive 2011/65/EU (RoHS2). Finished electrical and electronic equipment products will be CE marked as required by Directive 2011/65/EU. Components may not be CE marked. Additionally, the part numbers that TE has identified as EU ELV compliant have a maximum concentration of 0.1% by weight in homogenous materials for lead, hexavalent chromium, and mercury, and 0.01% for cadmium, or qualify for an exemption to these limits as defined in the Annexes of Directive 2000/53/EC (ELV). Regarding the REACH Regulation, the information TE provides on SVHC in articles for this part number is based on the latest European Chemicals Agency (ECHA) 'Guidance on requirements for substances in articles' posted at this URL: <https://echa.europa.eu/guidance-documents/guidance-on-reach>

Compatible Parts



TE Part # CAT-103156-WBHSM
Receptacle Housing: Wire-to-Board, with Mating Alignment, SL156



TE Part # 640251-6
06P SL156 HSG W/O LCK RAMP



TE Part # 3-640429-6
06P MTA156 CONN ASSY 24AWG WHT



TE Part # 643067-6
06P MTA156 MOLDED COVER



TE Part # 640551-6
06P MTA156 COVER



TE Part # 3-644566-6
06P MTA156 CONN ASSY 22AWG LF



TE Part # 3-640428-6
06P MTA156 CONN ASSY 22AWG RED










TE Part # 3-643817-6
06P MTA156 CONN ASSY 18AWG ORA



| | | | |
|--|---|--|--|
|  <p>TE Part # 3-643819-6 06P MTA156 CONN ASSY 22AWG RED</p> |  <p>TE Part # 3-644466-6 06P MTA156 CONN ASSY 20AWG YEL</p> |  <p>TE Part # 3-640599-6 06P MTA156 CONN ASSY 18AWG ORA</p> |  <p>TE Part # 3-640427-6 06P MTA156 CONN ASSY 20AWG YEL</p> |
|  <p>TE Part # 3-644465-6 06P MTA156 CONN ASSY 18AWG ORA</p> |  <p>TE Part # 640643-6 06P MTA156 COVER F/T</p> |  <p>TE Part # 3-640601-6 06P MTA156 CONN ASSY 22AWG LF</p> |  <p>TE Part # 3-640431-6 06P MTA156 CONN ASSY 18AWG ORA</p> |
|  <p>TE Part # 3-644878-6 06P MTA156 ASSY ON TAPE LF</p> |  <p>TE Part # 3-640600-6 06P MTA156 CONN ASSY 20AWG LF</p> |  <p>TE Part # 3-640433-6 06P MTA156 CONN ASSY 22AWG RED</p> |  <p>TE Part # 3-644463-6 06P MTA156 CONN ASSY 22AWG RED</p> |

Also in the Series | **MTA 156**

| | | | |
|---|--|---|--|
|  <p>Connector Caps & Covers(89)</p> |  <p>Connector Contacts(4)</p> |  <p>Connector Hardware(2)</p> |  <p>Insertion & Extraction Tools(1)</p> |
|  <p>PCB Headers & Receptacles(677)</p> |  <p>Rectangular Power Connectors(331)</p> |  <p>Standard Rectangular Connectors(336)</p> | |

Customers Also Bought



TE Part #535089-5
096 EURO TYPE C RECEPT ST ASSY



TE Part #536053-5
032 EURO TYPE B PIN ASSY



TE Part #2071366-1
EW60-1A3-BL12D04,00000



TE Part #1-644752-2
12P MTA156 HDR ASSY SQ STR F/L



TE Part #644752-9
09P MTA156 HDR ASSY SQ STR F/L



TE Part #644752-3
03P MTA156 HDR ASSY SQ STR F/L



TE Part #644752-2
02P MTA156 HDR ASSY SQ STR F/L



TE Part #644960-1
18P MTA156 HDR ASY WO4,8,12,16



TE Part #1-644752-0
10P MTA156 HDR ASSY SQ STR F/L

Documents

Product Drawings

[06P MTA156 HDR ASSY SQ STR F/L](#)

English

CAD Files

[3D PDF](#)

3D

Customer View Model

[ENG_CVM_CVM_644752-6_E.2d_dxf.zip](#)

English

Customer View Model

[ENG_CVM_CVM_644752-6_E.3d_igs.zip](#)

English

Customer View Model

[ENG_CVM_CVM_644752-6_E.3d_stp.zip](#)

English

By downloading the CAD file I accept and agree to the [Terms and Conditions](#) of use.

Product Specifications



Application Specification

English

Agency Approvals

UL

English

UL

English