

280381-2 ✓ ACTIVE

AMPMODU | AMPMODU Headers

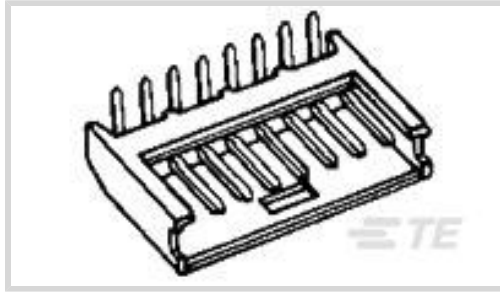
TE Internal #: 280381-2

PCB Mount Header, Right Angle, Board-to-Board, 10 Position, 2.54 mm [.1 in] Centerline, Partially Shrouded, AMPMODU Headers

[View on TE.com >](#)



Connectors > PCB Connectors > PCB Headers & Receptacles



EU RoHS Compliance: **Compliant**

EU ELV Compliance: **Compliant**

PCB Connector Assembly Type: **PCB Mount Header**

PCB Mount Orientation: **Right Angle**

Connector System: **Board-to-Board**

Features

Other

EU RoHS Compliance	Compliant
EU ELV Compliance	Compliant

Product Type Features

PCB Connector Assembly Type	PCB Mount Header
Connector System	Board-to-Board
Header Type	Partially Shrouded
Sealable	No
Connector & Contact Terminates To	Printed Circuit Board

Configuration Features

Connector Contact Load Condition	Fully Loaded
PCB Mount Orientation	Right Angle
Number of Positions	10
Number of Rows	1

Electrical Characteristics

Dielectric Withstanding Voltage (Max)	750 V
---------------------------------------	-------

Body Features

Connector Profile	Standard
Primary Product Color	Black



Contact Features

Contact Shape & Form	Round
PCB Contact Termination Area Plating Material Thickness	2.5 μ m
Contact Base Material	Brass
PCB Contact Termination Area Plating Material	Tin
Contact Mating Area Plating Material Thickness	.381 μ m[15 μ in]
Contact Mating Area Plating Material Finish	Bright
Contact Mating Area Plating Material	Gold Flash over Palladium Nickel
Contact Type	Pin

Termination Features

Termination Post & Tail Length	3.5 mm[.138 in]
Termination Method to PCB	Through Hole - Solder

Mechanical Attachment

Panel Mount Feature	Without
Mating Retention	With
Mating Alignment Type	Polarization
PCB Mount Retention	Without
PCB Mount Alignment	Without
Connector Mounting Type	Board Mount
Mating Alignment	With

Housing Features

Housing Material	Thermoplastic
Centerline (Pitch)	2.54 mm[.1 in]

Dimensions

Row-to-Row Spacing	2.54 mm[.1 in]
--------------------	----------------

Usage Conditions

Housing Temperature Rating	Standard
Operating Temperature Range	-65 – 105 °C[-85 – 221 °F]

Packaging Features

Packaging Quantity	500
Packaging Method	Box

Product Compliance

[For compliance documentation, visit the product page on TE.com>](#)

EU RoHS Directive 2011/65/EU	Compliant
EU ELV Directive 2000/53/EC	Compliant
China RoHS 2 Directive MIIT Order No 32, 2016	No Restricted Materials Above Threshold
EU REACH Regulation (EC) No. 1907/2006	Current ECHA Candidate List: JUNE 2024 (241) Candidate List Declared Against: JUNE 2024 (241) Does not contain REACH SVHC
Halogen Content	Not Low Halogen - contains Br or Cl > 900 ppm.
Solder Process Capability	Wave solder capable to 265°C

Product Compliance Disclaimer

This information is provided based on reasonable inquiry of our suppliers and represents our current actual knowledge based on the information they provided. This information is subject to change. The part numbers that TE has identified as EU RoHS compliant have a maximum concentration of 0.1% by weight in homogenous materials for lead, hexavalent chromium, mercury, PBB, PBDE, DBP, BBP, DEHP, DIBP, and 0.01% for cadmium, or qualify for an exemption to these limits as defined in the Annexes of Directive 2011/65/EU (RoHS2). Finished electrical and electronic equipment products will be CE marked as required by Directive 2011/65/EU. Components may not be CE marked. Additionally, the part numbers that TE has identified as EU ELV compliant have a maximum concentration of 0.1% by weight in homogenous materials for lead, hexavalent chromium, and mercury, and 0.01% for cadmium, or qualify for an exemption to these limits as defined in the Annexes of Directive 2000/53/EC (ELV). Regarding the REACH Regulation, the information TE provides on SVHC in articles for this part number is based on the latest European Chemicals Agency (ECHA) 'Guidance on requirements for substances in articles' posted at this URL: <https://echa.europa.eu/guidance-documents/guidance-on-reach>

Compatible Parts




Also in the Series | [AMPMODU Headers](#)




Connector Contacts(52)



Connector Hardware(1)


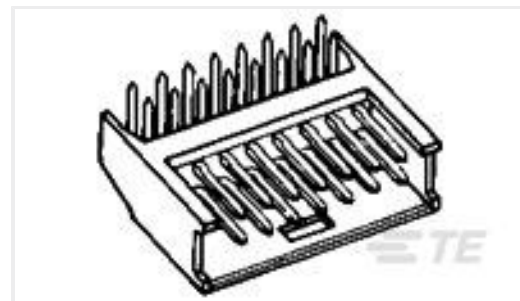
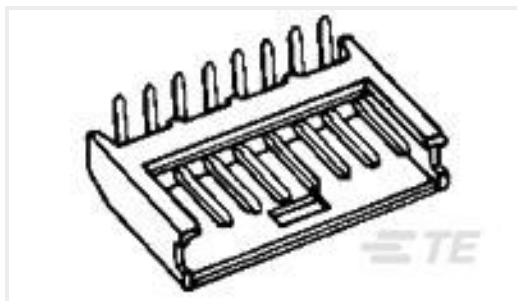
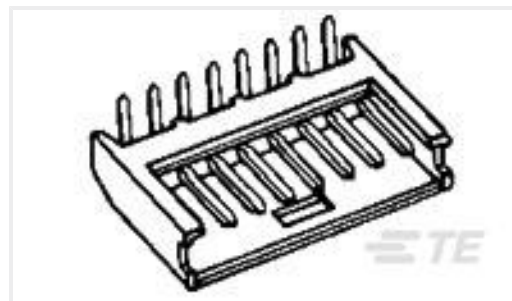
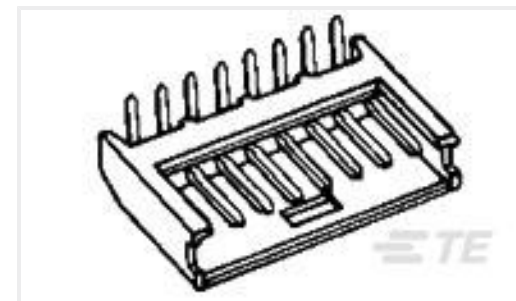


PCB Headers & Receptacles(1618)



Wire-to-Board Connector Assemblies & Housings(5)

Customers Also Bought

TE Part #1-281698-0
HEADER HE14 RA 10 PTE Part #280522-2
2X12P MODU II SHRD HDR, RT ANG,
AUTE Part #5-103635-9
10 MTE HDR SRRA LTCH.100CL LFTE Part #5-103957-9
2X10 MTE RCPT SR LATCH .100CLTE Part #280377-2
2P MODU II SHRD HDR,RT ANG, 0.38
AUTE Part #280389-2
2X4P MODU II SHRD HDR,RT ANG,
0.38AUTE Part #280378-2
4P MODU II SHRD HDR, RT ANG, 0.38
AUTE Part #280378-1
4P AMPMODU II SHRD HDR, RT ANG,
TINTE Part #3-1761603-5
IDC LOW PRO HDR 50P VERT BLUETE Part #244629-E
SMCIDC 26 KV AB VW 7-01 CL * H007
717 PO

Documents

Product Drawings

10P MODU II SHRD HDR,RT ANG, 0.38AU

English

CAD Files

3D PDF

3D

Customer View Model

ENG_CVM_CVM_280381-2_S_c-280381-2-s.2d_dxf.zip



English

Customer View Model

[ENG_CVM_CVM_280381-2_S_c-280381-2-s.3d_igs.zip](#)

English

Customer View Model

[ENG_CVM_CVM_280381-2_S_c-280381-2-s.3d_stp.zip](#)

English

By downloading the CAD file I accept and agree to the [Terms and Conditions](#) of use.

Datasheets & Catalog Pages

[1773393_AMPMODU_EUROPEAN_STANDARD_PRODUCTS](#)

English