

170467-1 ✓ ACTIVE

FASTON | FASTON 187

TE Internal #: 170467-1

Receptacle, 18 – 14 AWG Wire Size, .82 – 2.08 mm<sup>2</sup> Wire Size,  
Mating Tab Width 4.75 mm [.187 in], Straight, FASTON 187, Quick  
Disconnects

[View on TE.com >](#)



Terminals & Splices > Quick Disconnects



Quick Disconnect Terminal Type: **Receptacle**

Wire Size: **.82 – 2.08 mm<sup>2</sup>**

Mating Tab Width: **4.75 mm [.187 in]**

Mating Tab Thickness: **.51 mm [.02 in]**

## Features

### Contact Features

|                                |                   |
|--------------------------------|-------------------|
| Quick Disconnect Terminal Type | Receptacle        |
| Mating Tab Width               | 4.75 mm [.187 in] |
| Mating Tab Thickness           | .51 mm [.02 in]   |
| Terminal Orientation           | Straight          |
| Contact Base Material          | Phosphor Bronze   |
| Terminal Plating Material      | Tin               |
| Crimp Type                     | F-Crimp           |
| Barrel Type                    | Open              |

### Dimensions

|                                      |                                |
|--------------------------------------|--------------------------------|
| Wire Size                            | .82 – 2.08 mm <sup>2</sup>     |
| Product Length                       | 16 mm [.629 in]                |
| Compatible Insulation Diameter Range | 2.2 – 3.43 mm [.087 – .135 in] |
| Terminal Material Thickness          | .33 mm [.013 in]               |

### Packaging Features

|                  |                    |
|------------------|--------------------|
| Packaging Method | Loose Piece/Carton |
|------------------|--------------------|



|                    |      |
|--------------------|------|
| Packaging Quantity | 1000 |
|--------------------|------|

### Product Type Features

|                 |        |
|-----------------|--------|
| Insertion Force | Normal |
|-----------------|--------|

### Usage Conditions

|                   |             |
|-------------------|-------------|
| Insulation Option | Uninsulated |
|-------------------|-------------|

|                             |                            |
|-----------------------------|----------------------------|
| Operating Temperature Range | -40 – 110 °C[-40 – 230 °F] |
|-----------------------------|----------------------------|

### Other

|                    |           |
|--------------------|-----------|
| EU RoHS Compliance | Compliant |
|--------------------|-----------|

|                   |           |
|-------------------|-----------|
| EU ELV Compliance | Compliant |
|-------------------|-----------|

### Configuration Features

|                                   |               |
|-----------------------------------|---------------|
| Compatible With Wire & Cable Type | Discrete Wire |
|-----------------------------------|---------------|

|                     |        |
|---------------------|--------|
| Connection Capacity | Single |
|---------------------|--------|

### Termination Features

|                       |              |
|-----------------------|--------------|
| Product Terminates To | Wire & Cable |
|-----------------------|--------------|

### Mechanical Attachment

|                         |      |
|-------------------------|------|
| Wire Insulation Support | With |
|-------------------------|------|

|                       |        |
|-----------------------|--------|
| Mating Retention Type | Dimple |
|-----------------------|--------|

|                  |                |
|------------------|----------------|
| Extraction Force | 4.4 – 11.2 kgf |
|------------------|----------------|

### Industry Standards

|   |         |
|---|---------|
| Compatible With Agency/Standards Products | UL, CSA |
|---|---------|

### Product Compliance

[For compliance documentation, visit the product page on TE.com>](#)

|                              |           |
|------------------------------|-----------|
| EU RoHS Directive 2011/65/EU | Compliant |
|------------------------------|-----------|

|                             |           |
|-----------------------------|-----------|
| EU ELV Directive 2000/53/EC | Compliant |
|-----------------------------|-----------|

|   |   |
|---|---|
| China RoHS 2 Directive MIIT Order No 32, 2016 | No Restricted Materials Above Threshold |
|---|---|

|  |   |
|--|---|
| EU REACH Regulation (EC) No. 1907/2006 | Current ECHA Candidate List: JUNE 2024 (241)<br>Candidate List Declared Against: JUNE 2024 (241)<br>Does not contain REACH SVHC |
|--|---|

|                 |   |
|-----------------|---|
| Halogen Content | Low Halogen - Br, Cl, F, I < 900 ppm per homogenous material. Also BFR/CFR/PVC Free |
|-----------------|---|



Solder Process Capability

Not applicable for solder process capability

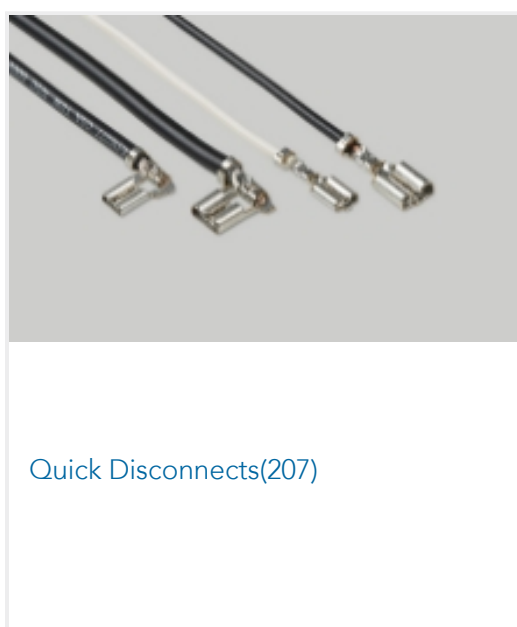


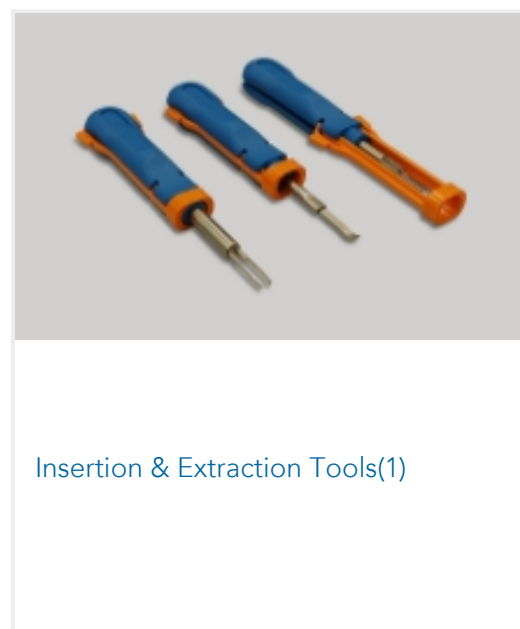
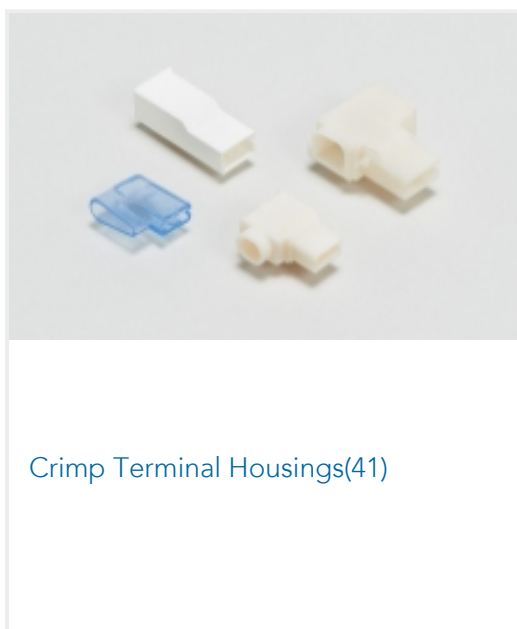
Product Compliance Disclaimer

This information is provided based on reasonable inquiry of our suppliers and represents our current actual knowledge based on the information they provided. This information is subject to change. The part numbers that TE has identified as EU RoHS compliant have a maximum concentration of 0.1% by weight in homogenous materials for lead, hexavalent chromium, mercury, PBB, PBDE, DBP, BBP, DEHP, DIBP, and 0.01% for cadmium, or qualify for an exemption to these limits as defined in the Annexes of Directive 2011/65/EU (RoHS2). Finished electrical and electronic equipment products will be CE marked as required by Directive 2011/65/EU. Components may not be CE marked. Additionally, the part numbers that TE has identified as EU ELV compliant have a maximum concentration of 0.1% by weight in homogenous materials for lead, hexavalent chromium, and mercury, and 0.01% for cadmium, or qualify for an exemption to these limits as defined in the Annexes of Directive 2000/53/EC (ELV). Regarding the REACH Regulation, the information TE provides on SVHC in articles for this part number is based on the latest European Chemicals Agency (ECHA) 'Guidance on requirements for substances in articles' posted at this URL: <https://echa.europa.eu/guidance-documents/guidance-on-reach>

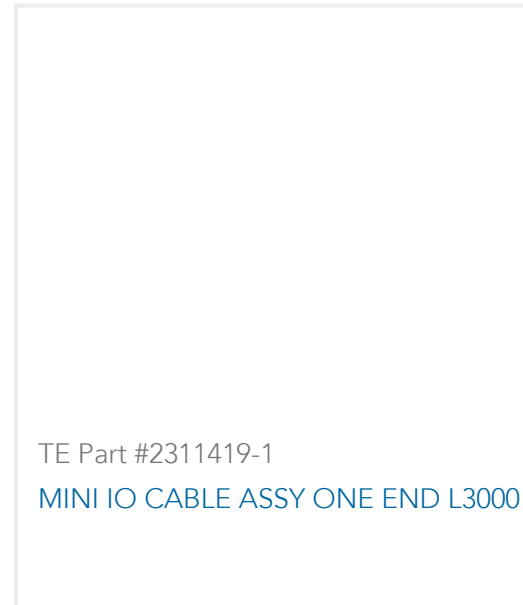
## Compatible Parts



## Also in the Series | FASTON 187



## Customers Also Bought



## Documents

### Product Drawings

187 FASTON,REC.,18-14 AWG,TPPB

Japanese

### CAD Files

3D PDF

3D

Customer View Model

[ENG\\_CVM\\_CVM\\_170467-1\\_O.2d\\_dxf.zip](#)

English

Customer View Model

[ENG\\_CVM\\_CVM\\_170467-1\\_O.3d\\_igs.zip](#)

English

Customer View Model

[ENG\\_CVM\\_CVM\\_170467-1\\_O.3d\\_stp.zip](#)

English

By downloading the CAD file I accept and agree to the [Terms and Conditions](#) of use.

### Product Specifications

Application Specification

English

187 SERIES FASTON RECEPTACLE

English