




**Buchanan**

TE Internal #: 282858-5

Header, Wire-to-Board, 5 Position, 10 mm [.394 in] Centerline, 1 Row, 90° Wire Entry Angle, 30 – 12 AWG Wire Size, PCB Terminal Blocks

[View on TE.com >](#)

Connectors > Terminal Blocks & Strips > PCB Terminal Blocks



EU RoHS Compliance: **Compliant with Exemptions**

EU ELV Compliance: **Compliant with Exemptions**

Terminal Block Connector Type: **Header**

Connector System: **Wire-to-Board**

Number of Positions: **5**

**Features**

**Other**

EU RoHS Compliance	Compliant with Exemptions
EU ELV Compliance	Compliant with Exemptions

**Product Type Features**

Wire Protection	With
Terminal Block Connector Type	Header
Connector System	Wire-to-Board
Connector & Contact Terminates To	Printed Circuit Board

**Configuration Features**

Wire Entry Location	Side
Stacking Configuration	Side Stackable
Stacked Levels	Without
Number of Positions	5
Number of Rows	1
Wire Entry Angle	90°



### Electrical Characteristics

Operating Voltage	600 VAC
-------------------	---------

### Body Features

Primary Product Color	Green
Product Orientation	Vertical

### Contact Features

Contact Mating Area Plating Material	Tin
Contact Base Material	Brass
Contact Current Rating (Max)	24 A

### Termination Features

Termination Method to PCB	Through Hole - Solder
Termination Post & Tail Length	3.5 mm[.138 in]

### Mechanical Attachment

Screw Plating Material	Nickel
Screw Material	Brass
Thread Size	M3
Connector Mounting Type	Board Mount

### Housing Features

Housing Material	PA 66
Centerline (Pitch)	10 mm[.394 in]

### Dimensions

Wire Size	30 – 12 AWG
-----------	-------------

### Usage Conditions

Operating Temperature Range	-40 – 110 °C[-40 – 230 °F]
-----------------------------	----------------------------

### Operation/Application

Circuit Application	Power & Signal
---------------------	----------------

### Packaging Features

Packaging Method	Carton
Packaging Quantity	100

### Product Compliance

[For compliance documentation, visit the product page on TE.com>](#)



EU RoHS Directive 2011/65/EU	Compliant with Exemptions
EU ELV Directive 2000/53/EC	Compliant with Exemptions
China RoHS 2 Directive MIIT Order No 32, 2016	Restricted Materials Above Threshold
EU REACH Regulation (EC) No. 1907/2006	<p>Current ECHA Candidate List: JUNE 2024 (241)</p> <p>Candidate List Declared Against: JUNE 2022 (224)</p> <p>SVHC &gt; Threshold: Pb (2% in Component)</p> <p><b>Article Safe Usage Statements:</b> Do not eat, drink or smoke when using this product. Wash thoroughly after handling. Recycle if possible and dispose of the article by following all applicable governmental regulations relevant to your geographic location.</p>
Halogen Content	Low Halogen - Br, Cl, F, I < 900 ppm per homogenous material. Also BFR/CFR/PVC Free
Solder Process Capability	Wave solder capable to 265°C

Product Compliance Disclaimer

This information is provided based on reasonable inquiry of our suppliers and represents our current actual knowledge based on the information they provided. This information is subject to change. The part numbers that TE has identified as EU RoHS compliant have a maximum concentration of 0.1% by weight in homogenous materials for lead, hexavalent chromium, mercury, PBB, PBDE, DBP, BBP, DEHP, DIBP, and 0.01% for cadmium, or qualify for an exemption to these limits as defined in the Annexes of Directive 2011/65/EU (RoHS2). Finished electrical and electronic equipment products will be CE marked as required by Directive 2011/65/EU. Components may not be CE marked. Additionally, the part numbers that TE has identified as EU ELV compliant have a maximum concentration of 0.1% by weight in homogenous materials for lead, hexavalent chromium, and mercury, and 0.01% for cadmium, or qualify for an exemption to these limits as defined in the Annexes of Directive 2000/53/EC (ELV). Regarding the REACH Regulation, the information TE provides on SVHC in articles for this part number is based on the latest European Chemicals Agency (ECHA) 'Guidance on requirements for substances in articles' posted at this URL: <https://echa.europa.eu/guidance-documents/guidance-on-reach>

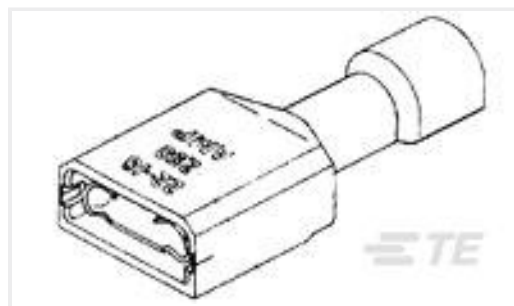
### Compatible Parts



### Customers Also Bought



TE Part #292304-1  
STD USB TYPE B, R/A, T/H



TE Part #3-520406-2  
ULTRA-FAST 250 ASY REC 16-14 AWG  
TPBR



TE Part #3-350819-2  
ULTRA-FAST 250 ASY REC 16-14 AWG  
TPBR



TE Part #282857-5  
TERMI-BLOK PCB MOUNT 90 5P.5



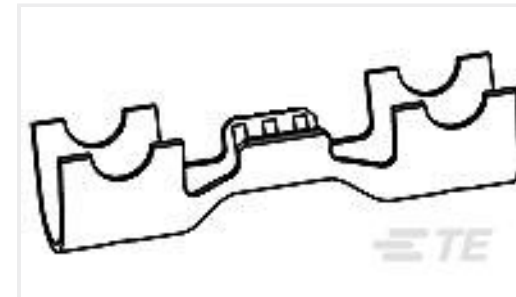
TE Part #CSI-SGFI-300-UFFR  
SMA to U.FL/MHF1 300mm 1.13 OD



TE Part #350180  
TEST PROBE ASSEMBLY, REC, PA66,  
BLACK



TE Part #5-102617-1  
06 MODII HDR DRRR SHRD LF



TE Part #62516-2  
SPLICE IS 1600-4100 .0126 BR



TE Part #203215-E  
MJIM IM 1X1 S 810 GF5 X R THRU \*  
L9A M5B



TE Part #HUM-A-900-PRO-CAS  
Module HUM-PRO-A 900MHz FHSS  
FM XCVR FCC

## Documents

### CAD Files

#### Customer View Model

[ENG\\_CVM\\_282858-5\\_E.3d\\_igs.zip](#)

English

#### Customer View Model

[ENG\\_CVM\\_282858-5\\_E.3d\\_stp.zip](#)

English

#### Customer View Model

[ENG\\_CVM\\_282858-5\\_E.2d\\_dxf.zip](#)

English

### 3D PDF

English

### 3D PDF

3D

#### Customer View Model

[ENG\\_CVM\\_CVM\\_282858-5\\_D.2d\\_dxf.zip](#)

English

#### Customer View Model



[ENG\\_CVM\\_CVM\\_282858-5\\_D.3d\\_igs.zip](#)

English

**Customer View Model**

[ENG\\_CVM\\_CVM\\_282858-5\\_D.3d\\_stp.zip](#)

English

By downloading the CAD file I accept and agree to the [Terms and Conditions](#) of use.

---

### Datasheets & Catalog Pages

[BUCHANAN TERMINAL BLOCKS CATALOG - EUROSTYLE TERMINAL BLOCKS](#)

English

[1-1773458-1\\_EURO\\_STYLE\\_TERMINAL\\_BLOCKS\\_QRG](#)

English

---

### Product Specifications

[Application Specification](#)

English

---

### Agency Approvals

[UL](#)

English