

173722-1 ✓ ACTIVE



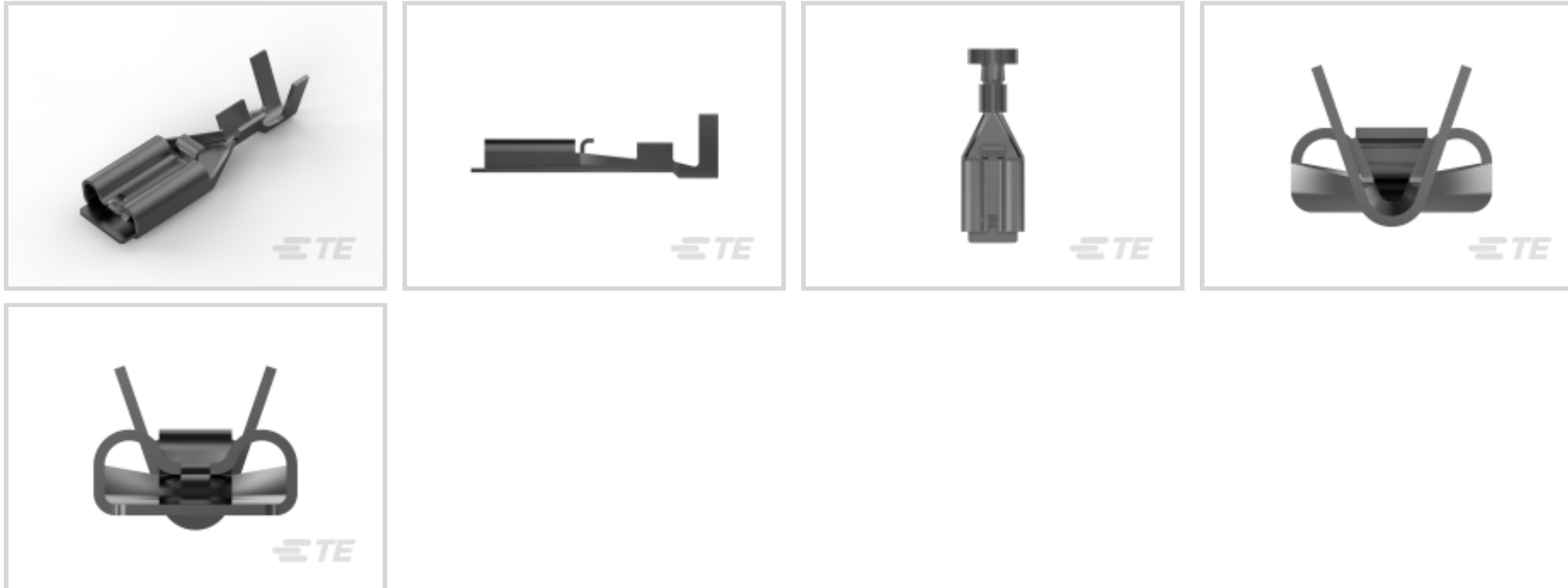
[Positive Lock](#) | [Positive Lock 187](#)

TE Internal #: 173722-1

Receptacle, 26 – 20 AWG Wire Size, .12 – .41 mm<sup>2</sup> Wire Size,  
Mating Tab Width 4.75 mm [.187 in], Straight, Brass, Positive Lock  
187, Quick Disconnects

[View on TE.com >](#)

Terminals & Splices > Quick Disconnects



Quick Disconnect Terminal Type: **Receptacle**

Wire Size: .12 – .41 mm<sup>2</sup>

Mating Tab Width: 4.75 mm [.187 in]

Mating Tab Thickness: .51 mm [.02 in]

### Features

#### Contact Features

|                                |                   |
|--------------------------------|-------------------|
| Quick Disconnect Terminal Type | Receptacle        |
| Mating Tab Width               | 4.75 mm [.187 in] |
| Mating Tab Thickness           | .51 mm [.02 in]   |
| Terminal Orientation           | Straight          |
| Contact Base Material          | Brass             |
| Terminal Plating Material      | Pre-Tin           |
| Crimp Type                     | F-Crimp           |
| Barrel Type                    | Open              |

#### Dimensions

|                                      |                               |
|--------------------------------------|-------------------------------|
| Wire Size                            | .12 – .41 mm <sup>2</sup>     |
| Product Length                       | 17.2 mm [.677 in]             |
| Compatible Insulation Diameter Range | 1.3 – 3.6 mm [.051 – .141 in] |
| Terminal Material Thickness          | .3 mm [.012 in]               |

#### Packaging Features

|                  |            |
|------------------|------------|
| Packaging Method | Strip/Reel |
|------------------|------------|



|                    |      |
|--------------------|------|
| Packaging Quantity | 6000 |
|--------------------|------|

### Usage Conditions

|                             |                            |
|-----------------------------|----------------------------|
| Insulation Option           | Uninsulated                |
| Operating Temperature Range | -40 – 110 °C[-40 – 230 °F] |

### Other

|                    |           |
|--------------------|-----------|
| EU RoHS Compliance | Compliant |
| EU ELV Compliance  | Compliant |

### Configuration Features

|                                   |               |
|-----------------------------------|---------------|
| Compatible With Wire & Cable Type | Discrete Wire |
| Connection Capacity               | Single        |

### Electrical Characteristics

|                |       |
|----------------|-------|
| Voltage Rating | 250 V |
|----------------|-------|

### Termination Features

|                       |              |
|-----------------------|--------------|
| Product Terminates To | Wire & Cable |
|-----------------------|--------------|

### Mechanical Attachment

|                         |      |
|-------------------------|------|
| Wire Insulation Support | With |
|-------------------------|------|

## Product Compliance

[For compliance documentation, visit the product page on TE.com>](#)

|   |   |
|---|---|
| EU RoHS Directive 2011/65/EU                  | Compliant   |
| EU ELV Directive 2000/53/EC                   | Compliant   |
| China RoHS 2 Directive MIIT Order No 32, 2016 | No Restricted Materials Above Threshold   |
| EU REACH Regulation (EC) No. 1907/2006        | Current ECHA Candidate List: JUNE 2024 (241)<br>Candidate List Declared Against: JUNE 2024 (241)<br>Does not contain REACH SVHC |
| Halogen Content                               | Low Halogen - Br, Cl, F, I < 900 ppm per homogenous material. Also BFR/CFR/PVC Free   |
| Solder Process Capability                     | Not applicable for solder process capability  |

#### Product Compliance Disclaimer

This information is provided based on reasonable inquiry of our suppliers and represents our current actual knowledge based on the information they provided. This information is subject to change. The part numbers that TE has identified as

EU RoHS compliant have a maximum concentration of 0.1% by weight in homogenous materials for lead, hexavalent chromium, mercury, PBB, PBDE, DBP, BBP, DEHP, DIBP, and 0.01% for cadmium, or qualify for an exemption to these limits as defined in the Annexes of Directive 2011/65/EU (RoHS2). Finished electrical and electronic equipment products will be CE marked as required by Directive 2011/65/EU. Components may not be CE marked. Additionally, the part numbers that TE has identified as EU ELV compliant have a maximum concentration of 0.1% by weight in homogenous materials for lead, hexavalent chromium, and mercury, and 0.01% for cadmium, or qualify for an exemption to these limits as defined in the Annexes of Directive 2000/53/EC (ELV). Regarding the REACH Regulation, the information TE provides on SVHC in articles for this part number is based on the latest European Chemicals Agency (ECHA) 'Guidance on requirements for substances in articles' posted at this URL: <https://echa.europa.eu/guidance-documents/guidance-on-reach>

## Compatible Parts



TE Part # 2232342-1  
187 PL EX FLAG REC. 22-16AWG PTBR



TE Part # 2391853-1  
187 sleeve PL BLUE transparent



TE Part # 2391853-2  
187 sleeve PL BLUE transparent



TE Part # 2013799-1  
250 HSG. PL EX REC. BLACK



TE Part # 1743058-1  
PL 187 REC 22-16 AWG 0.3 X 22.8 PTBR



TE Part # 1743221-1  
250 PL EX FLAG REC. 18-12AWG PTBR




TE Part # 2150047-2  
OCEAN\_2.0\_Applicator-E-062F140F-REA



TE Part # 7-2150047-7  
OCEAN\_2.0\_SPARE\_PART\_KIT-062F140F

## Also in the Series | Positive Lock 187



Crimp Terminal Housings(86)



Insertion & Extraction Tools(2)



Insulation Boots & Sleeves(7)



Quick Disconnects(57)

## Customers Also Bought



TE Part #2108504-1  
STD Temp Signal Double Lock Plug




TE Part #1217094-2  
RCPT 250 POS-LOCK 18-14 TPBR



TE Part #42722-1  
RING TONGUE 12-10 AWG BR



TE Part #179974-1  
250 PL EX REC. 18-14AWG PTBR



TE Part #1746076-1  
2.5SDL DBL 14P HSG NAT



TE Part #985923J001  
V2-6.0-0-SP-SM



TE Part #1-172210-1  
187 HSG. PL MKII REC. 6mm 2P NAT



TE Part #521204-2  
HSG RCPT POSI MK 111 250 2POS



TE Part #1969458-3  
POSI-LOK MKIII,7MM SILO POW  
CORD,2P,BLUE

## Documents

### Product Drawings

[187 PL EX REC. 26-20AWG PTBR](#)

English

### CAD Files

[3D PDF](#)

3D

Customer View Model

[ENG\\_CVM\\_CVM\\_173722-1\\_E.2d\\_dxf.zip](#)

English

Customer View Model

[ENG\\_CVM\\_CVM\\_173722-1\\_E.3d\\_igs.zip](#)

English

Customer View Model

[ENG\\_CVM\\_CVM\\_173722-1\\_E.3d\\_stp.zip](#)

English

By downloading the CAD file I accept and agree to the [Terms and Conditions](#) of use.

### Product Specifications



### Application Specification

English

---

### Instruction Sheets

Instruction Sheet (non U.S.)

English

**POSITIVE LOCK EX CONTACT**

English

---

### Agency Approvals

UL Report

English