

1744109-4 ✓ ACTIVE

Economy Power

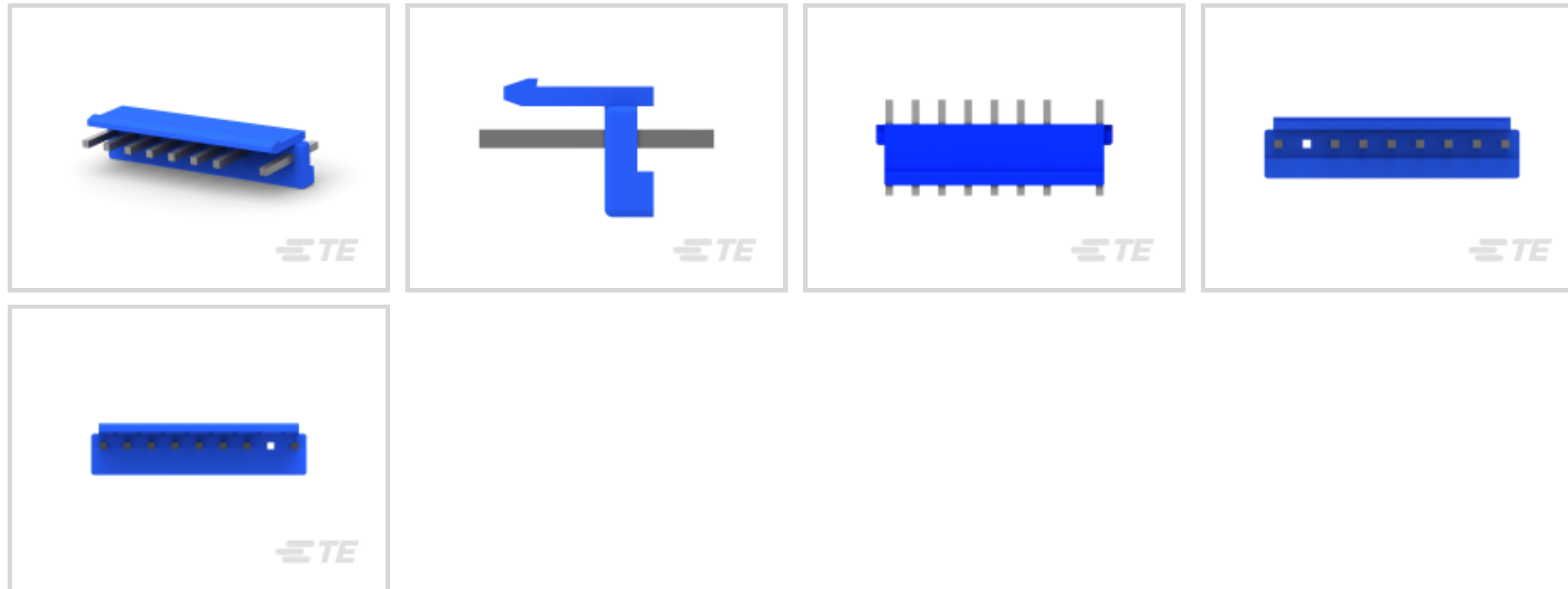
TE Internal #: 1744109-4

PCB Mount Header, Vertical, Wire-to-Board, 9 Position, 3.96 mm [.156 in] Centerline, Partially Shrouded, Tin, Through Hole - Solder, Economy Power

[View on TE.com >](#)



Connectors > PCB Connectors > PCB Headers & Receptacles



EU RoHS Compliance: **Compliant**

EU ELV Compliance: **Compliant**

PCB Connector Assembly Type: **PCB Mount Header**

PCB Mount Orientation: **Vertical**

Connector System: **Wire-to-Board**

### Features

#### Other

EU RoHS Compliance	Compliant
EU ELV Compliance	Compliant
Position Locations Omitted	8
Number of Blocked Positions	1

#### Product Type Features

Connector Shape	Rectangular
PCB Connector Assembly Type	PCB Mount Header
Connector System	Wire-to-Board
Header Type	Partially Shrouded
Sealable	No
Connector & Contact Terminates To	Printed Circuit Board

#### Configuration Features

Number of Loaded Positions	8
Number of Power Positions	9



PCB Mount Orientation	Vertical
Number of Positions	9
Number of Rows	1

### Electrical Characteristics

Operating Voltage	250 VDC
-------------------	---------

### Body Features

Primary Product Color	Blue
-----------------------	------

### Contact Features

Contact Underplating Material	Nickel
Contact Underplating Material Thickness	.8 $\mu\text{m}$ [31.5 $\mu\text{in}$ ]
Contact Size	1.14mm
Contact Mating Area Plating Material Thickness	1 $\mu\text{m}$ [39.37 $\mu\text{in}$ ]
Contact Shape & Form	Square
PCB Contact Termination Area Plating Material Thickness	1 $\mu\text{m}$ [39.37 $\mu\text{in}$ ]
Contact Layout	Inline
Contact Mating Area Length	7.7 mm[.303 in]
Contact Base Material	Brass
PCB Contact Termination Area Plating Material	Tin
Contact Mating Area Plating Material	Tin
Contact Type	Tab
Contact Current Rating (Max)	8 A

### Termination Features

Termination Post & Tail Length	3.7 mm[.146 in]
Square Termination Post & Tail Dimension	1.14 mm[.045 in]
Termination Method to PCB	Through Hole - Solder

### Mechanical Attachment

Panel Mount Feature	Without
Mating Retention Type	Locking Tab
Mating Retention	With
Mating Alignment Type	Polarization
PCB Mount Retention	Without
PCB Mount Alignment	Without



Connector Mounting Type	Board Mount
-------------------------	-------------

Mating Alignment	With
------------------	------

### Housing Features

Housing Material	PBT
------------------	-----

Centerline (Pitch)	3.96 mm [.156 in]
--------------------	-------------------

### Dimensions

Connector Width	8.5 mm [.334 in]
-----------------	------------------

PCB Thickness (Recommended)	1.6 mm [.063 in]
-----------------------------	------------------

Connector Height	10.7 mm [.421 in]
------------------	-------------------

Connector Length	35.58 mm [1.4 in]
------------------	-------------------

### Usage Conditions

Operating Temperature (Max)	105 °C [221 °F]
-----------------------------	-----------------

Operating Temperature Range	-30 – 105 °C [-22 – 221 °F]
-----------------------------	-----------------------------

### Operation/Application

Circuit Application	Power
---------------------	-------

### Industry Standards

Glow Wire Rating	Standard Part - Not Glow Wire
------------------	-------------------------------

UL Flammability Rating	UL 94HB
------------------------	---------

### Packaging Features

Packaging Quantity	700
--------------------	-----

Packaging Method	Package
------------------	---------

### Product Compliance

For compliance documentation, visit the product page on [TE.com](https://www.te.com)>

EU RoHS Directive 2011/65/EU	Compliant
------------------------------	-----------

EU ELV Directive 2000/53/EC	Compliant
-----------------------------	-----------

China RoHS 2 Directive MIIT Order No 32, 2016	No Restricted Materials Above Threshold
---	---

EU REACH Regulation (EC) No. 1907/2006	Current ECHA Candidate List: JUNE 2024 (241) Candidate List Declared Against: JAN 2021 (211) Does not contain REACH SVHC
--	--

Halogen Content	Not Low Halogen - contains Br or Cl > 900 ppm.
-----------------	--



Solder Process Capability

Wave solder capable to 265°C

Product Compliance Disclaimer

This information is provided based on reasonable inquiry of our suppliers and represents our current actual knowledge based on the information they provided. This information is subject to change. The part numbers that TE has identified as EU RoHS compliant have a maximum concentration of 0.1% by weight in homogenous materials for lead, hexavalent chromium, mercury, PBB, PBDE, DBP, BBP, DEHP, DIBP, and 0.01% for cadmium, or qualify for an exemption to these limits as defined in the Annexes of Directive 2011/65/EU (RoHS2). Finished electrical and electronic equipment products will be CE marked as required by Directive 2011/65/EU. Components may not be CE marked. Additionally, the part numbers that TE has identified as EU ELV compliant have a maximum concentration of 0.1% by weight in homogenous materials for lead, hexavalent chromium, and mercury, and 0.01% for cadmium, or qualify for an exemption to these limits as defined in the Annexes of Directive 2000/53/EC (ELV). Regarding the REACH Regulation, the information TE provides on SVHC in articles for this part number is based on the latest European Chemicals Agency (ECHA) 'Guidance on requirements for substances in articles' posted at this URL: <https://echa.europa.eu/guidance-documents/guidance-on-reach>

### Compatible Parts



TE Part # 1-1123722-9  
3.96 EP PLUG HSG 9P(NATURAL)



TE Part # 1744416-9  
9 POS EP II HSG, GLOW WIRE



TE Part # 1744427-9  
EP Header Assy, Shrouded, 9 Pos, GW



TE Part # 1-2316952-9  
3.96 EP HDR ASSY 9P, NO PIN 2,4,5



TE Part # 1744104-2  
3.96 EPHDR ASSY 4P OMIT #2 PIN



TE Part # 1744107-2  
3.96 EPHDR ASSY 7P OMIT #3 PIN



TE Part # 1744428-9  
3.96 EP HDR ASSY 9P R/A, GW




TE Part # 7-1123723-1  
3.96 EP HDR ASSY 11P(NATURAL GWT)

### Also in the Series | Economy Power




Connector Contacts(15)




Connector Hardware(2)



Insertion & Extraction Tools(1)



PCB Headers & Receptacles(402)



Rectangular Connector Housings(1)





Rectangular Power Connectors(57)



Wire-to-Board Connector Assemblies &amp; Housings(141)

## Customers Also Bought

TE Part #2-1123723-4  
3.96 EP HDR ASSY 4P(YELLOW)TE Part #1-1393194-9  
T77V1D10-12TE Part #4-440052-5  
2.5MM,HDR,5POS,VERTICAL,  
CONNECTORTE Part #4-1123723-5  
3.96 EP HDR ASSY 5P(RED)TE Part #1-1877285-7  
07P EP SHRD HDR ASMY, WHITE,NO  
PIN 6TE Part #1744429-8  
3.96 EP HDR ASSY 8P W/PEGS, GW  
PIN 6TE Part #2-2322950-5  
5P, RAST 5 TAB HEADER SELEC, THV,  
OPPTE Part #2309279-8  
08P EP SHRD HDR ASY,NO 7 PIN,  
WHITETE Part #2322950-4  
4P, RAST 5 TAB HEADER SELEC, THV,  
OPPTE Part #8-1717011-4  
EP CONN.HDR ASSY 4/5P BLACK  
(NO.3 POST)

## Documents

### CAD Files

[3D PDF](#)

[3D](#)

### Customer View Model

[ENG\\_CVM\\_CVM\\_1744109-4\\_C.2d\\_dxf.zip](#)

English

### Customer View Model

[ENG\\_CVM\\_CVM\\_1744109-4\\_C.3d\\_igs.zip](#)

1744109-4

PCB Mount Header, Vertical, Wire-to-Board, 9 Position, 3.96 mm [.156 in] Centerline, Partially Shrouded, Tin, Through Hole - Solder, Economy Power



English

Customer View Model

[ENG\\_CVM\\_CVM\\_1744109-4\\_C.3d\\_stp.zip](#)

English

By downloading the CAD file I accept and agree to the [Terms and Conditions](#) of use.

**Product Specifications**

[Application Specification](#)

English

[Application Specification](#)

English