

826467-4 ✓ ACTIVE

AMPMODU | AMPMODU Headers

TE Internal #: 826467-4

PCB Mount Header, Vertical, Board-to-Board, 4 Position, 2.54 mm [.1 in] Centerline, Partially Shrouded, AMPMODU Headers

[View on TE.com >](#)



Connectors > PCB Connectors > PCB Headers & Receptacles



EU RoHS Compliance: **Compliant**

EU ELV Compliance: **Compliant**

PCB Connector Assembly Type: **PCB Mount Header**

PCB Mount Orientation: **Vertical**

Connector System: **Board-to-Board**

Features

Other

| | |
|--------------------|-----------|
| EU RoHS Compliance | Compliant |
| EU ELV Compliance | Compliant |

Product Type Features

| | |
|-----------------------------------|-----------------------|
| PCB Connector Assembly Type | PCB Mount Header |
| Connector System | Board-to-Board |
| Header Type | Partially Shrouded |
| Connector & Contact Terminates To | Printed Circuit Board |

Configuration Features

| | |
|----------------------------------|--------------|
| Connector Contact Load Condition | Fully Loaded |
| Board-to-Board Configuration | Parallel |
| PCB Mount Orientation | Vertical |
| Number of Positions | 4 |
| Number of Rows | 1 |

Electrical Characteristics

| | |
|---------------------------------------|----------|
| Insulation Resistance | 5000 MΩ |
| Dielectric Withstanding Voltage (Max) | 750 Vrms |

Body Features

| | |
|-------------------|----------|
| Connector Profile | Standard |
|-------------------|----------|



| | |
|-----------------------|-------|
| Primary Product Color | Black |
|-----------------------|-------|

Contact Features

| | |
|---------------------------------------------------------|----------------------------------|
| Contact Underplating Material | Nickel |
| Mating Pin Diameter | .63 mm[.025 in] |
| Contact Mating Area Plating Material Thickness | .8 μ m[31.5 μ in] |
| PCB Contact Termination Area Plating Material Thickness | 3 μ m |
| Contact Shape & Form | Round |
| Contact Base Material | Copper Zinc, Phosphor Bronze |
| PCB Contact Termination Area Plating Material | Tin |
| Contact Mating Area Plating Material | Gold Flash over Palladium Nickel |
| Contact Type | Pin |
| Contact Current Rating (Max) | 3 A |

Termination Features

| | |
|----------------------------------|-----------------------|
| Termination Post & Tail Diameter | .63 mm[.025 in] |
| Termination Post & Tail Length | 3.2 mm[.126 in] |
| Termination Method to PCB | Through Hole - Solder |

Mechanical Attachment

| | |
|-------------------------|-----------------|
| Mating Retention Type | Detent Latching |
| Mating Retention | With |
| Mating Alignment Type | Polarization |
| PCB Mount Retention | Without |
| PCB Mount Alignment | Without |
| Connector Mounting Type | Board Mount |
| Mating Alignment | With |

Housing Features

| | |
|--------------------|----------------|
| Housing Material | Polyester-GF |
| Centerline (Pitch) | 2.54 mm[.1 in] |

Dimensions

| | |
|-----------------------------|------------------|
| Row-to-Row Spacing | 2.54 mm[.1 in] |
| PCB Thickness (Recommended) | 1.57 mm[.062 in] |

Usage Conditions

| | |
|----------------------------|------|
| Housing Temperature Rating | High |
|----------------------------|------|



Operation/Application

| | |
|------------------------|----------------|
| Solder Process Feature | Board Standoff |
| Circuit Application | Signal |

Industry Standards

| | |
|---------------------------------------------|-----------------------|
| Compatible With Agency/Standards Products | CSA |
| Compatible With Approved Standards Products | UL E28476, CSA LR7189 |
| UL Flammability Rating | UL 94V-0 |

Packaging Features

| | |
|--------------------|--------|
| Packaging Quantity | 150 |
| Packaging Method | Carton |

Product Compliance

[For compliance documentation, visit the product page on TE.com>](#)

| | |
|-----------------------------------------------|---------------------------------------------------------------------------------------------------------------------------------|
| EU RoHS Directive 2011/65/EU | Compliant |
| EU ELV Directive 2000/53/EC | Compliant |
| China RoHS 2 Directive MIIT Order No 32, 2016 | No Restricted Materials Above Threshold |
| EU REACH Regulation (EC) No. 1907/2006 | Current ECHA Candidate List: JUNE 2024 (241) Candidate List Declared Against: JUNE 2024 (241) Does not contain REACH SVHC |
| Halogen Content | Not Low Halogen - contains Br or Cl > 900 ppm. |
| Solder Process Capability | Pin-in-Paste capable to 260°C |

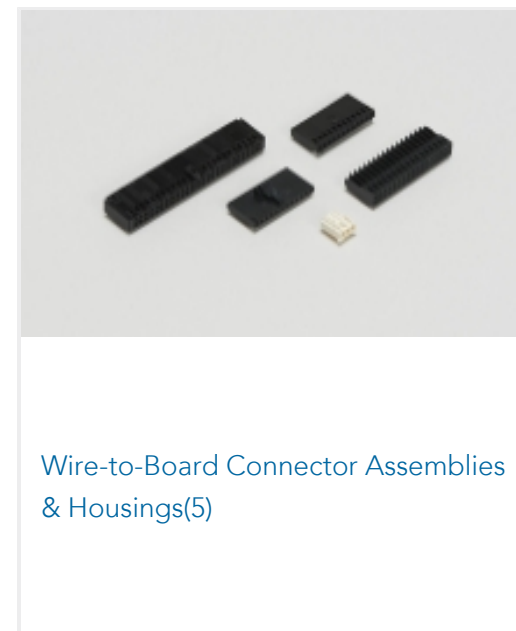

Product Compliance Disclaimer

This information is provided based on reasonable inquiry of our suppliers and represents our current actual knowledge based on the information they provided. This information is subject to change. The part numbers that TE has identified as EU RoHS compliant have a maximum concentration of 0.1% by weight in homogenous materials for lead, hexavalent chromium, mercury, PBB, PBDE, DBP, BBP, DEHP, DIBP, and 0.01% for cadmium, or qualify for an exemption to these limits as defined in the Annexes of Directive 2011/65/EU (RoHS2). Finished electrical and electronic equipment products will be CE marked as required by Directive 2011/65/EU. Components may not be CE marked. Additionally, the part numbers that TE has identified as EU ELV compliant have a maximum concentration of 0.1% by weight in homogenous materials for lead, hexavalent chromium, and mercury, and 0.01% for cadmium, or qualify for an exemption to these limits as defined in the Annexes of Directive 2000/53/EC (ELV). Regarding the REACH Regulation, the information TE provides on SVHC in articles for this part number is based on the latest European Chemicals Agency (ECHA) 'Guidance on requirements for substances in articles' posted at this URL: <https://echa.europa.eu/guidance-documents/guidance-on-reach>


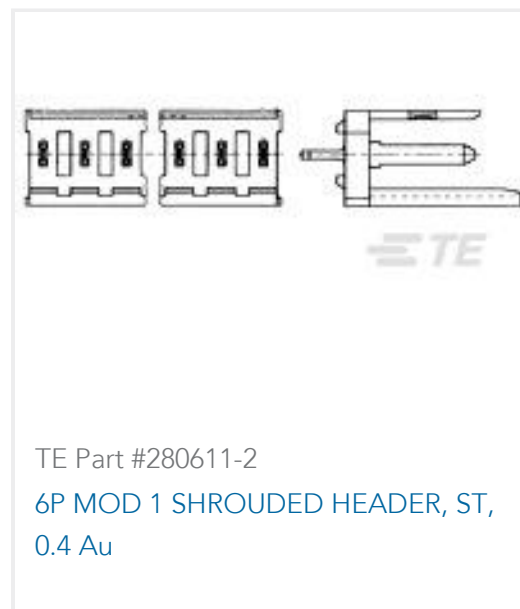
Compatible Parts



Also in the Series | **AMPMODU Headers**



Customers Also Bought



Documents

Product Drawings

4P MOD II SHROUDED HEADER, ST

English

CAD Files

3D PDF

3D



Customer View Model

[ENG_CVM_CVM_826467-4_F.2d_dxf.zip](#)

English

Customer View Model

[ENG_CVM_CVM_826467-4_F.3d_igs.zip](#)

English

Customer View Model

[ENG_CVM_CVM_826467-4_F.3d_stp.zip](#)

English

By downloading the CAD file I accept and agree to the [Terms and Conditions](#) of use.

Agency Approvals

[UL Report](#)

English