

1123340-1 ✓ ACTIVE

AMP | 0.64/025 Connector System


TE Internal #: 1123340-1

Housing for Female Terminals, Wire-to-Board / Wire-to-Device, 35
Position, 0.64/025 Connector System

[View on TE.com >](#)



Connectors > Automotive Connectors > Automotive Housings > TH/.025 CONNECTOR SYSTEM, HOUSING



Connector System: **Wire-to-Board, Wire-to-Device**

Number of Positions: **35**

Connector & Housing Type: **Housing for Female Terminals**

Centerline (Pitch): **2.2 mm, 3.2 mm, 6.4 mm [.126 in, .252 in, .087 in]**

Sealable: **No**

[All TH/.025 CONNECTOR SYSTEM, HOUSING \(177\)](#)

Features

Product Type Features

Connector System	Wire-to-Board, Wire-to-Device
Connector & Housing Type	Housing for Female Terminals
Sealable	No
Mixed & Hybrid Connector	Yes
Connector Shape	Rectangular

Configuration Features

Number of Positions	35
Number of Rows	2, 1, 4, 3

Housing Features

Centerline (Pitch)	2.2 mm, 3.2 mm, 6.4 mm [.126 in][.252 in][.087 in]
Housing Material	PBT

Contact Features



Mating Tab Width	1 mm, .64 mm[.025 in][.04 in]
Contact Size	.64mm, 1mm
Contact Type	Receptacle

Body Features

Primary Product Color	Natural
Cable Exit Angle	180°

Operation/Application

Circuit Application	Signal
---------------------	--------

Mechanical Attachment

Connector Mounting Type	Cable Mount (Free-Hanging)
Strain Relief	Without
Terminal Position Assurance	Yes
Mating Alignment Type	Polarized
Mating Alignment	With

Usage Conditions

Operating Temperature (Max)	80 °C, 105 °C, 90 °C, 100 °C, 85 °C, 75 °C, 70 °C[221 °F][158 °F][167 °F][176 °F][194 °F] [185 °F][212 °F]
Operating Temperature Range	-30 – 105 °C[-22 – 221 °F]

Electrical Characteristics

Nominal Voltage Architecture	12 V
Operating Voltage	12 VDC

Other

Connector Position Assurance Capable	No
EU RoHS Compliance	Compliant
EU ELV Compliance	Compliant
Serviceable	Yes

Dimensions

Row-to-Row Spacing	5.9 mm[.232 in]
Product Width	26.6 mm[1.047 in]
Product Length	21 mm[.827 in]
Connector Height	23 mm[.906 in]

Industry Standards



UL Flammability Rating	UL 94HB
------------------------	---------

Packaging Features

Packaging Quantity	100
Packaging Method	Bag

Product Compliance

[For compliance documentation, visit the product page on TE.com>](#)

EU RoHS Directive 2011/65/EU	Compliant
EU ELV Directive 2000/53/EC	Compliant
China RoHS 2 Directive MIIT Order No 32, 2016	No Restricted Materials Above Threshold
EU REACH Regulation (EC) No. 1907/2006	Current ECHA Candidate List: JUNE 2024 (241) Candidate List Declared Against: JUNE 2024 (241) Does not contain REACH SVHC
Halogen Content	Low Halogen - Br, Cl, F, I < 900 ppm per homogenous material. Also BFR/CFR/PVC Free
Solder Process Capability	Not applicable for solder process capability



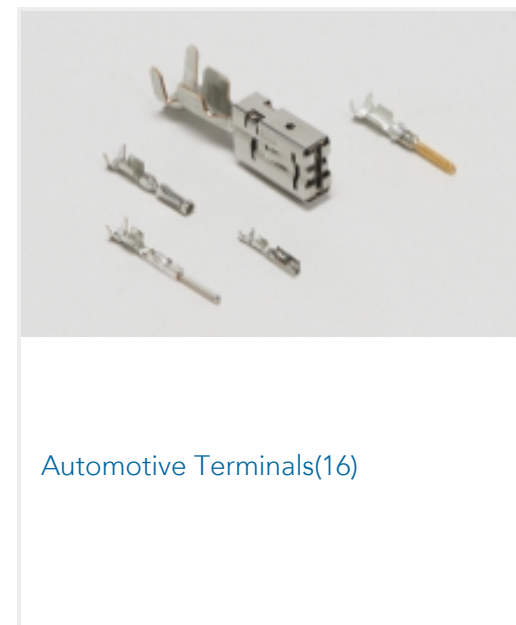
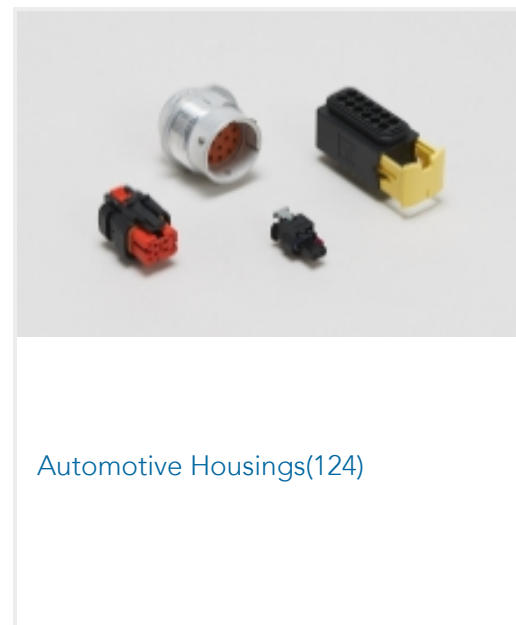
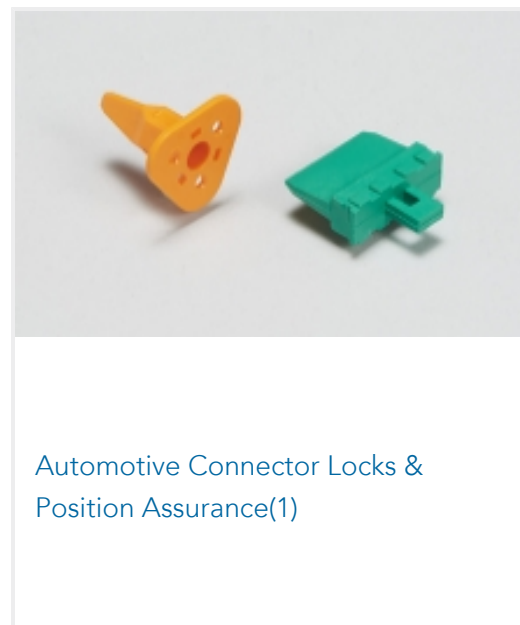
Product Compliance Disclaimer

This information is provided based on reasonable inquiry of our suppliers and represents our current actual knowledge based on the information they provided. This information is subject to change. The part numbers that TE has identified as EU RoHS compliant have a maximum concentration of 0.1% by weight in homogenous materials for lead, hexavalent chromium, mercury, PBB, PBDE, DBP, BBP, DEHP, DIBP, and 0.01% for cadmium, or qualify for an exemption to these limits as defined in the Annexes of Directive 2011/65/EU (RoHS2). Finished electrical and electronic equipment products will be CE marked as required by Directive 2011/65/EU. Components may not be CE marked. Additionally, the part numbers that TE has identified as EU ELV compliant have a maximum concentration of 0.1% by weight in homogenous materials for lead, hexavalent chromium, and mercury, and 0.01% for cadmium, or qualify for an exemption to these limits as defined in the Annexes of Directive 2000/53/EC (ELV). Regarding the REACH Regulation, the information TE provides on SVHC in articles for this part number is based on the latest European Chemicals Agency (ECHA) 'Guidance on requirements for substances in articles' posted at this URL: <https://echa.europa.eu/guidance-documents/guidance-on-reach>


Compatible Parts



Also in the Series | **0.64/025 Connector System**

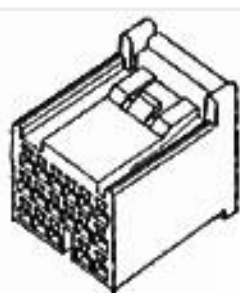


Customers Also Bought

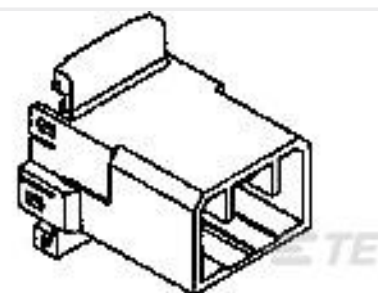




TE Part #1-174263-1
E-J MK-2 PLUG HSG 6P NATURAL



TE Part #353027-1
040 H/D-3 PLUG HSG ASSY 17P



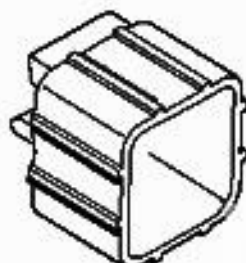
TE Part #174936-1
070 MLC W-W CAP HSG 20P



TE Part #1-174656-1
E-J MK-2 PLUG HSG 10P NATURAL



TE Part #178421-7
CAVITY PLUG FOR 120P ECU CONN



TE Part #1-174985-1
E-J MK-2 CAP HSG 8P NATURAL

Documents

Product Drawings

[025/040 ECU PLUG HSG ASSY 35P](#)

Japanese

CAD Files

Customer View Model

[ENG_CVM_CVM_1123340-1_E.2d_dxf.zip](#)

English

[3D PDF](#)

3D

Customer View Model

[ENG_CVM_CVM_1123340-1_E.3d_igs.zip](#)

English

Customer View Model

[ENG_CVM_CVM_1123340-1_E.3d_stp.zip](#)

English

By downloading the CAD file I accept and agree to the [Terms and Conditions](#) of use.

Product Specifications

[Application Specification](#)

Japanese

[Crimping .040III Unsealed Contact, Receptacle](#)

Japanese

[Crimping of 025 Receptacle Contact](#)

Japanese

[Application Specification](#)

Japanese



Instruction Sheets

[Instruction Sheet \(non U.S.\)](#)

Japanese

[025/040 I/O Connector](#)

Japanese

[Instruction Sheet \(non U.S.\)](#)

Japanese

[025/040 I/O Connector](#)

Japanese