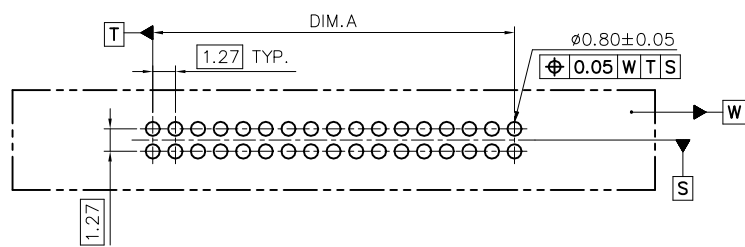


20021612 - 0 0 0 XX X X LF

- LEAD FREE
- PLATING
- 1: GOLD FLASH ALL OVER
- 3: 0.25GXT AT CONTACT
- 4: 0.25μm GOLD AT CONTACT
- 8: 0.76μm GOLD AT CONTACT
- 9: 0.76GXT AT CONTACT
- PACKING
- T: TUBE
- PIN COUNT
- SEE TABLE 1




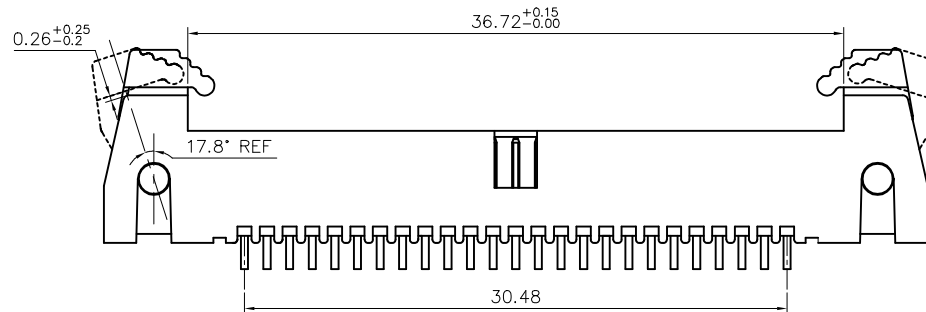
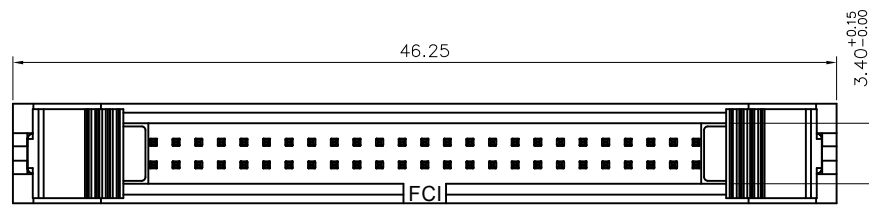
RECOMMENDED P.C.B. LAYOUT

NOTES: UNLESS OTHERWISE SPECIFIED

1. ALL DIMENSIONS ARE IN MILLIMETER, PER ASME Y14.5M-2009.
2. ELECTRICAL CHARACTERISTICS:
 - 2-1 VOLTAGE RATING: 125 VAC MAX..
 - 2-2 CURRENT RATING: 1.0 A MAX. PER PIN, 30°C RISE ABOVE AMBIENT.
 - 2-3 CONTACT RESISTANCE: 20 MILLIOHMS MAX. FOR INITIAL, 40 MILLIOHMS MAX. AFTER TEST.
 - 2-4 DIELECTRIC WITHSTANDING VOLTAGE: 500V AC R.M.S..
 - 2-5 INSULATION RESISTANCE: 1000 MEGOHMS MIN..
3. OTHER CHARACTERISTICS:
 - 3-1 THE PRODUCT WILL WITHSTAND EXPOSURE TO 260°C PEAK TEMPERATURE FOR 10 SECONDS IN A WAVE SOLDER APPLICATION WITH A PCB.
 - 3-2 PRODUCT SPEC: GS-12-629.
 - 3-3 PACKAGE SPEC: GS-14-1420.
 - 3-4 MATE WITH: 20021444.

3	CONTACT	COPPER ALLOY	1μm MIN. NICKEL PLATING OVERALL UNDERPLATED GOLD FLASH OVER 1μm MIN. NICKEL OVER ALL GOLD OR GXT PLATING ON CONTACT AREA
2	HOUSING	THERMOPLASTIC UL 94V-0	MOLDED BLACK
1	LACTH	THERMOPLASTIC UL 94V-0	MOLDED BLACK
ITEM	DESCRIPTION	MATERIAL	TREATMENT
mat'l. code		surface ISO 1302 ✓	tolerance ISO 406 ISO 1101
ltr ecn no dr date		tolerances unless otherwise specified	projection
D	ELX-N-50679 SANFORD LU	03/27/24	0.X±0.38
E	ELX-N-291051 GRACE LIU	04/09/26	0.XX±0.25
		angles linear	0.XXX±0.10
		0°±2'	scale 1:1
product family		HPL 585	
title		MINITEK 1.27	
A	T09-1117 S.LIN	09/15/09 dr	GRACE LIU 04/09/26
B	T10-0026 S.LIN	01/20/10 engr	GRACE LIU 04/09/26
C	ELX-N-010366 ZK HU	01/16/12 chr	LQ LEI 04/09/26
		appd	TIM YAO 04/09/26
sheet index	revision sheet	E	1





ONLY FOR 20021612-00050XXLF
THE OTHER DIMENSIONS ARE THE SAME WITH PAGE 1

NOTES: UNLESS OTHERWISE SPECIFIED

1. ALL DIMENSIONS ARE IN MILLIMETER, PER ASME Y14.5M-2009.
2. ELECTRICAL CHARACTERISTICS:
 - 2-1 VOLTAGE RATING: 125 VAC MAX.
 - 2-2 CURRENT RATING: 1.0 A MAX. PER PIN, 30°C RISE ABOVE AMBIENT.
 - 2-3 CONTACT RESISTANCE: 20 MILLIOHMS MAX. FOR INITIAL, 40 MILLIOHMS MAX. AFTER TEST.
 - 2-4 DIELECTRIC WITHSTANDING VOLTAGE: 500V AC R.M.S..
 - 2-5 INSULATION RESISTANCE: 1000 MEGOHMS MIN..
3. OTHER CHARACTERISTICS:
 - 3-1 THE PRODUCT WILL WITHSTAND EXPOSURE TO 260°C PEAK TEMPERATURE FOR 10 SECONDS IN A WAVE SOLDER APPLICATION WITH A PCB.
 - 3-2 PRODUCT SPEC: GS-12-629.
 - 3-3 PACKAGE SPEC: GS-14-1420.
 - 3-4 MATE WITH: 20021444.
 - 3-5 PRODUCT NUMBERING IS THE SAME WITH PAGE 1.

TABLE 1

DASH NO.	DIM.	AMOUNT OF PINS	DIM.A	DIM.B	DIM.C
-000 06 XX LF		6	2.54	18.31	8.46
-000 08 XX LF		8	5.08	19.58	9.73
-000 10 XX LF		10	5.08	20.85	11.00
-000 12 XX LF		12	6.35	22.12	12.27
-000 14 XX LF		14	7.62	23.39	13.54
-000 16 XX LF		16	8.89	24.66	14.81
-000 20 XX LF		20	11.43	27.20	17.35
-000 26 XX LF		26	15.24	31.01	21.16
-000 30 XX LF		30	17.78	33.55	23.70
-000 34 XX LF		34	20.32	36.09	26.24
-000 40 XX LF		40	24.13	39.90	30.05
-000 44 XX LF		44	26.67	42.44	32.59
-000 50 XX LF		50	SEE PAGE 2		

mat'l. code		surface ISO 1302 ✓		tolerance ISO 406 ISO 1101		projection mm		product family HPL 585	
ltr	ecn no	dr	date	tolerances unless otherwise specified		mm		title MINITEK 1.27	
E				angles	linear	scale 1:1		dwg no 20021612	
				0°±2'	0.X±0.38 0.XX±0.25 0.XXX±0.10			sheet 2 of 2 A3	
				dr	Grace Liu	04/09/26		type Product Customer Drawing	
				enr	Grace Liu	04/09/26			
				chr	LQ Lei	04/09/26			
				appd	Tim Yao	04/09/26			
sheet index	revision sheet	E	2						