

640452-3 ✓ ACTIVE



MTA 100

TE Internal #: 640452-3

PCB Mount Header, Vertical, Wire-to-Board, 3 Position, 2.54 mm [.1 in] Centerline, Unshrouded, Tin, Through Hole - Solder, Signal, Natural, MTA 100

[View on TE.com >](#)

Connectors > PCB Connectors > PCB Headers & Receptacles > PCB Header: Polyester, Vertical, Unshrouded, No Mating Alignment



EU RoHS Compliance: **Compliant**

EU ELV Compliance: **Compliant**

PCB Connector Assembly Type: **PCB Mount Header**

PCB Mount Orientation: **Vertical**

Connector System: **Wire-to-Board**

[All PCB Header: Polyester, Vertical, Unshrouded, No Mating Alignment \(134\)](#)

Features

Other

EU RoHS Compliance: Compliant

EU ELV Compliance: Compliant

Product Type Features

PCB Connector Assembly Type: PCB Mount Header

Connector System: Wire-to-Board

Header Type: Unshrouded

Sealable: No

Connector & Contact Terminates To: Printed Circuit Board

Configuration Features

PCB Mount Orientation: Vertical

Number of Positions: 3

Number of Rows: 1



Electrical Characteristics

| | |
|-------------------|---------|
| Operating Voltage | 250 VAC |
|-------------------|---------|

Body Features

| | |
|-----------------------|---------|
| Primary Product Color | Natural |
|-----------------------|---------|

Contact Features

| | |
|---|--|
| Contact Underplating Material | Nickel |
| Contact Underplating Material Thickness | 1.27 μm [50 μin] |
| Contact Mating Area Plating Material Thickness | 3.81 μm [150 μin] |
| Mating Square Post Dimension | .64 mm[.025 in] |
| PCB Contact Termination Area Plating Material Thickness | 3.81 μm [150 μin] |
| Contact Shape & Form | Square |
| Contact Layout | Inline |
| Contact Mating Area Length | 7.49 mm[.295 in] |
| Contact Base Material | Copper Alloy |
| PCB Contact Termination Area Plating Material | Tin |
| Contact Mating Area Plating Material Finish | Matte |
| Contact Mating Area Plating Material | Tin |
| Contact Type | Pin |
| Contact Current Rating (Max) | 5 A |

Termination Features

| | |
|--|-----------------------|
| Termination Post & Tail Length | 3.56 mm[.14 in] |
| Square Termination Post & Tail Dimension | .64 mm[.025 in] |
| Termination Method to PCB | Through Hole - Solder |

Mechanical Attachment

| | |
|-------------------------|-------------|
| Panel Mount Feature | Without |
| Mating Retention | Without |
| PCB Mount Retention | Without |
| PCB Mount Alignment | Without |
| Connector Mounting Type | Board Mount |
| Mating Alignment | Without |

Housing Features

| | |
|------------------|----------------|
| Housing Material | Polyester - GF |
|------------------|----------------|



| | |
|--------------------|----------------|
| Centerline (Pitch) | 2.54 mm[.1 in] |
|--------------------|----------------|

Dimensions

| | |
|-----------------------------|-----------------|
| PCB Thickness (Recommended) | 1.6 mm[.063 in] |
| Connector Height | 2.54 mm[.1 in] |
| Connector Length | 10.16 mm[.4 in] |

Usage Conditions

| | |
|-----------------------------|----------------------------|
| Operating Temperature Range | -55 – 105 °C[-67 – 221 °F] |
|-----------------------------|----------------------------|

Operation/Application

| | |
|---------------------|--------|
| Circuit Application | Signal |
|---------------------|--------|

Industry Standards

| | |
|---|-----------------------|
| Compatible With Agency/Standards Products | UL, CSA |
| Compatible With Approved Standards Products | UL E28476, CSA LR7189 |
| UL Flammability Rating | UL 94V-0 |

Packaging Features

| | |
|--------------------|---------|
| Packaging Quantity | 1 |
| Packaging Method | Package |

Product Compliance

[For compliance documentation, visit the product page on TE.com>](#)

| | |
|---|---|
| EU RoHS Directive 2011/65/EU | Compliant |
| EU ELV Directive 2000/53/EC | Compliant |
| China RoHS 2 Directive MIIT Order No 32, 2016 | No Restricted Materials Above Threshold |
| EU REACH Regulation (EC) No. 1907/2006 | Current ECHA Candidate List: JUNE 2024 (241) Candidate List Declared Against: JUNE 2024 (241) Does not contain REACH SVHC |
| Halogen Content | Not Low Halogen - contains Br or Cl > 900 ppm. |
| Solder Process Capability | Wave solder capable to 265°C |


Product Compliance Disclaimer

This information is provided based on reasonable inquiry of our suppliers and represents our current actual knowledge based on the information they provided. This information is subject to change. The part numbers that TE has identified as EU RoHS compliant have a maximum concentration of 0.1% by weight in homogenous materials for lead, hexavalent chromium, mercury, PBB, PBDE, DBP, BBP, DEHP, DIBP, and 0.01% for cadmium, or qualify for an exemption to these limits as defined in the Annexes of Directive 2011/65/EU (RoHS2). Finished electrical and electronic equipment products



will be CE marked as required by Directive 2011/65/EU. Components may not be CE marked. Additionally, the part numbers that TE has identified as EU ELV compliant have a maximum concentration of 0.1% by weight in homogenous materials for lead, hexavalent chromium, and mercury, and 0.01% for cadmium, or qualify for an exemption to these limits as defined in the Annexes of Directive 2000/53/EC (ELV). Regarding the REACH Regulation, the information TE provides on SVHC in articles for this part number is based on the latest European Chemicals Agency (ECHA) 'Guidance on requirements for substances in articles' posted at this URL: <https://echa.europa.eu/guidance-documents/guidance-on-reach>

Compatible Parts



TE Part # CAT-104MTA-NTPMR
Nylon Tin Plated Receptacle: 2.54 mm, with Mating Alignment, MTA 100



TE Part # CAT-104MTA-NTPNR
MTA Receptacle: Nylon, Tin Plated, 2.54 mm



TE Part # CAT-104MTA-NYLCC
Nylon PCB Connector Covers: 2.54 mm, MTA 100




TE Part # CAT-104MTA-PLSCC
Polyester PCB Connector Covers: 2.54 mm, MTA 100

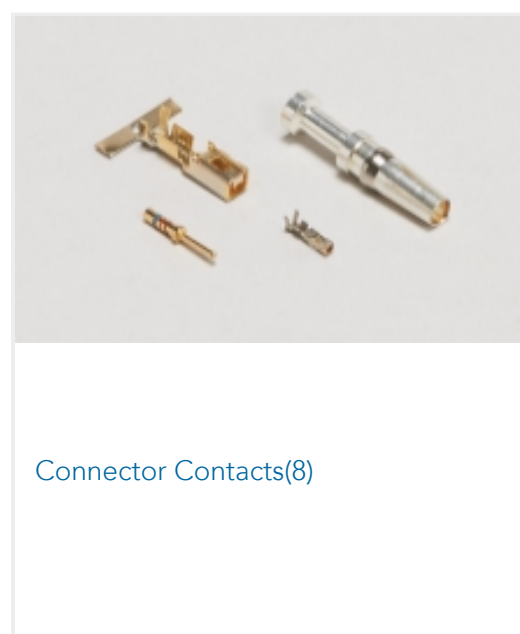


TE Part # 1375820-3
CST-100 II HOUSING 3 POS

Also in the Series | MTA 100



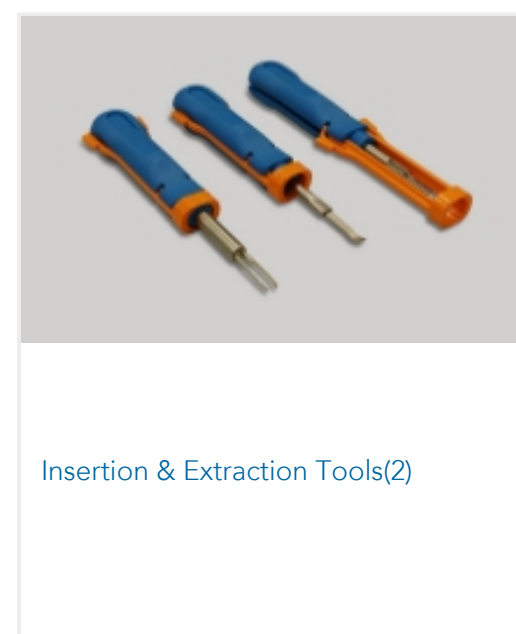
Connector Caps & Covers(69)




Connector Contacts(8)




Connector Hardware(1)




Insertion & Extraction Tools(2)



PCB Headers & Receptacles(441)



Standard Rectangular Connectors(495)



Wire-to-Board Connector Assemblies & Housings(1)


Customers Also Bought



TE Part #640452-6
06P MTA100 HDR ASSY SQ STR



TE Part #1-5103310-0
A/L LOW PRO HDR 50P RA BLACK



TE Part #1375618-1
06P DUAC STRAIN RELIEF



TE Part #5103309-6
A/L LOW PRO HDR 26P VERT BLACK




TE Part #796740-3
3 POS PCB MT 6.35MM HI CRT TBK



TE Part #644752-3
03P MTA156 HDR ASSY SQ STR F/L



TE Part #1445389-1
REC,8-4,FREE HG,SM INS,STD KEY



TE Part #1-1546411-1
ETHERNET RCPT W/PC BRD & CBL



TE Part #1-66105-6
III+ SKT,24-20,TIN-LEAD,SMPACK



TE Part #3-640620-5
05P MTA100 CONN ASSY F/T RED

Documents

Product Drawings

[03P MTA100 HDR ASSY SQ STR](#)

English

CAD Files

[3D PDF](#)

3D

Customer View Model

[ENG_CVM_CVM_640452-3_AC.2d_dxf.zip](#)

English

Customer View Model

[ENG_CVM_CVM_640452-3_AC.3d_igs.zip](#)

English

Customer View Model

[ENG_CVM_CVM_640452-3_AC.3d_stp.zip](#)

English

[3D PDF](#)

English



Customer View Model

[ENG_CVM_640452-3_Z.2d_dxf.zip](#)

English

Customer View Model

[ENG_CVM_640452-3_Z.3d_igs.zip](#)

English

Customer View Model

[ENG_CVM_640452-3_Z.3d_stp.zip](#)

English

By downloading the CAD file I accept and agree to the [Terms and Conditions](#) of use.

Product Specifications

[Application Specification](#)

English

Agency Approvals

[UL](#)

English