

1-353717-3 ✓ ACTIVE

[Dynamic Series](#) | [Dynamic 3000 Series](#)

TE Internal #: 1-353717-3

Receptacle Contact, Gold, 250 VAC, Discrete Wire, 16 – 14 AWG

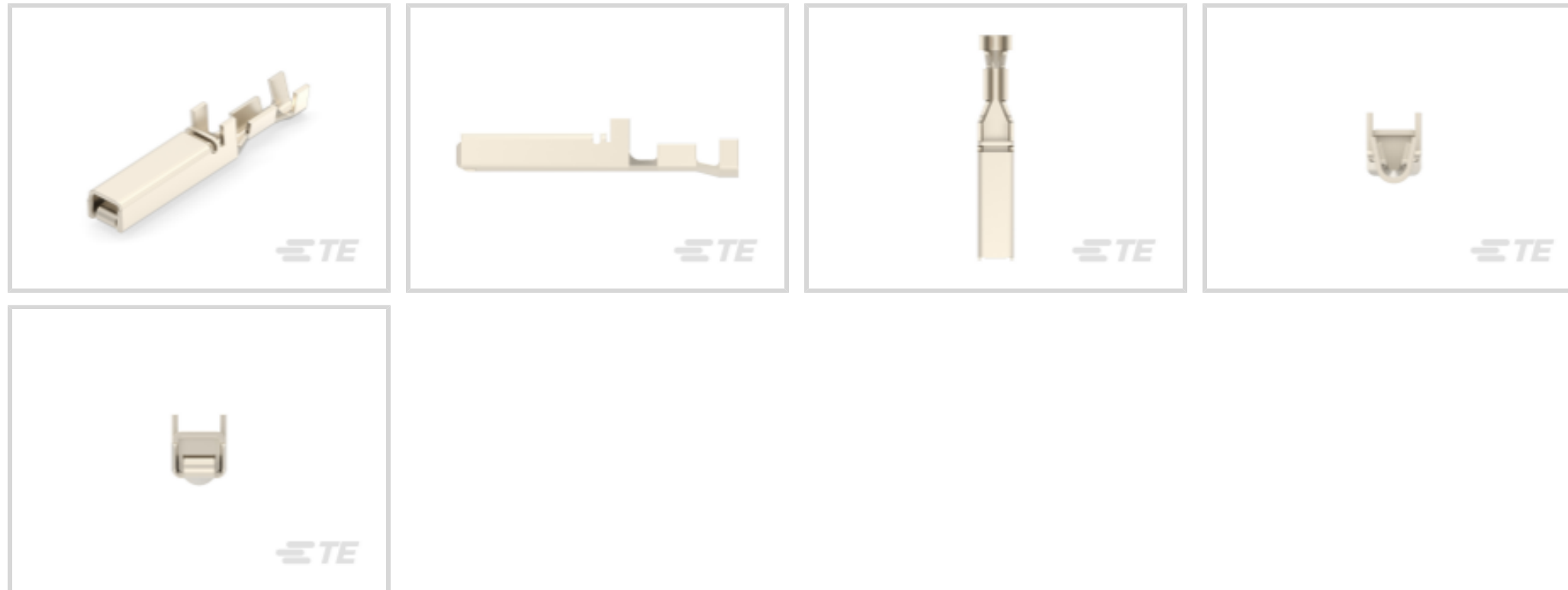
Wire Size, 1.23 – 2.27 mm² Wire Size, Crimp, Copper Alloy,

Dynamic 3000 Series

[View on TE.com >](#)



[Connectors](#) > [Contacts](#) > [Connector Contacts](#) > [DYNAMIC 3000 CONTACT](#)



Contact Type: **Receptacle**

Contact Mating Area Plating Material: **Gold**

Operating Voltage: **250 VAC**

Compatible With Wire & Cable Type: **Discrete Wire**

Wire Size: **16 – 14 AWG**

[All DYNAMIC 3000 CONTACT \(91\)](#)

Features

Mechanical Attachment

Wire Insulation Support	With
-------------------------	------

Product Type Features

Discrete Wire Type	Solid or Stranded
--------------------	-------------------

Packaging Features

Packaging Method	Bag & Box
------------------	-----------

Packaging Quantity	5000
--------------------	------

Dimensions

Compatible Insulation Diameter Range	3.1 – 3.8 mm [.122 – .149 in]
--------------------------------------	-------------------------------

Wire Size	1.23 – 2.27 mm ²
-----------	-----------------------------

Contact Features

Contact Orientation	Straight
---------------------	----------

Mating Tab Thickness	.64 mm [.025 in]
----------------------	------------------



Barrel Type	Open
Contact Mating Area Plating Material Thickness	.76 µm[30 µin]
Mating Tab Width	2 mm[.08 in]
Contact Length	18.3 mm[.72 in]
Contact Type	Receptacle
Contact Mating Area Plating Material	Gold
Contact Base Material	Copper Alloy
Contact Current Rating (Max)	15 A

Electrical Characteristics

Operating Voltage	250 VAC
-------------------	---------

Configuration Features

Compatible With Wire & Cable Type	Discrete Wire
-----------------------------------	---------------

Termination Features

Termination Method to Wire & Cable	Crimp
Product Terminates To	Wire & Cable

Usage Conditions

Operating Temperature Range	-55 – 105 °C[-67 – 221 °F]
-----------------------------	----------------------------

Operation/Application

Circuit Application	Power & Signal
---------------------	----------------

Other

EU RoHS Compliance	Compliant
EU ELV Compliance	Compliant

Product Compliance

[For compliance documentation, visit the product page on TE.com>](#)

EU RoHS Directive 2011/65/EU	Compliant
EU ELV Directive 2000/53/EC	Compliant
China RoHS 2 Directive MIIT Order No 32, 2016	No Restricted Materials Above Threshold
EU REACH Regulation (EC) No. 1907/2006	Current ECHA Candidate List: JUNE 2024 (241) Candidate List Declared Against: JUNE 2024 (241) Does not contain REACH SVHC



Halogen Content	Low Halogen - Br, Cl, F, I < 900 ppm per homogenous material. Also BFR/CFR/PVC Free
Solder Process Capability	Not applicable for solder process capability





Product Compliance Disclaimer


This information is provided based on reasonable inquiry of our suppliers and represents our current actual knowledge based on the information they provided. This information is subject to change. The part numbers that TE has identified as EU RoHS compliant have a maximum concentration of 0.1% by weight in homogenous materials for lead, hexavalent chromium, mercury, PBB, PBDE, DBP, BBP, DEHP, DIBP, and 0.01% for cadmium, or qualify for an exemption to these limits as defined in the Annexes of Directive 2011/65/EU (RoHS2). Finished electrical and electronic equipment products will be CE marked as required by Directive 2011/65/EU. Components may not be CE marked. Additionally, the part numbers that TE has identified as EU ELV compliant have a maximum concentration of 0.1% by weight in homogenous materials for lead, hexavalent chromium, and mercury, and 0.01% for cadmium, or qualify for an exemption to these limits as defined in the Annexes of Directive 2000/53/EC (ELV). Regarding the REACH Regulation, the information TE provides on SVHC in articles for this part number is based on the latest European Chemicals Agency (ECHA) 'Guidance on requirements for substances in articles' posted at this URL: <https://echa.europa.eu/guidance-documents/guidance-on-reach>

Compatible Parts


 <p>TE Part # CAT-D9934-A75B Receptacle and Tab Housing: 5.08 mm Pitch, 250-600V</p>	 <p>TE Part # CAT-D9934-A75A DYNAMIC 3100 REC AND TAB HSG</p>	 <p>TE Part # CAT-D9934-A75C DYNAMIC 3500 REC AND TAB HSG</p>	 <p>TE Part # 91561-1 CCII D-3 3L REC TAB 16-14 ASSY</p>
 <p>TE Part # 234168-1 EXTRACTION TOOL(DYNAMIC D-3)</p>	 <p>TE Part # 917249-1 DYNAMIC D-3400F REC HSG 20P</p>	 <p>TE Part # 178214-1 DYNAMIC 3400 REC HSG 12P</p>	 <p>TE Part # 2255149-1 MINI SAHT D3000-3L</p>

Also in the Series | Dynamic 3000 Series


 <p>Connector Contacts(94)</p>	 <p>Connector Hardware(8)</p>	 <p>Insertion & Extraction Tools(2)</p>	 <p>PCB Headers & Receptacles(282)</p>
---	--	--	---




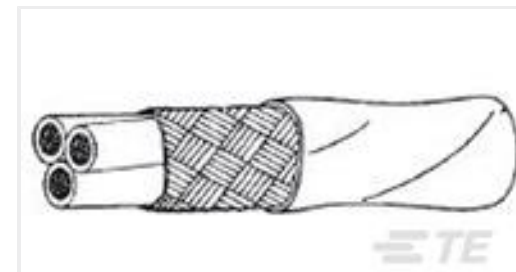
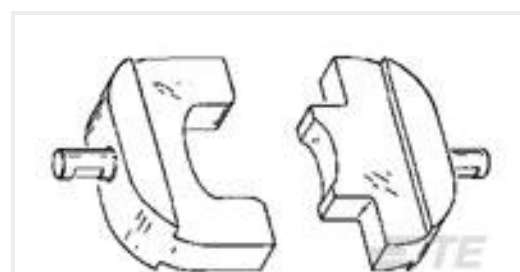
PCB Terminal Blocks(37)



Standard Rectangular Connectors(2)

Wire-to-Board Connector Assemblies
& Housings(152)

Customers Also Bought

TE Part #178803-5
DYNAMIC D3100D TAB HSG PM 10PTE Part #1-175217-3
DYNAMIC 3000 CONTACTTE Part #166733-4
48P.IEC-F FEM.CONN.TE Part #295893-000
55PC1131-20-0/2/9-9TE Part #174778-2
PL 110 REC 20-16 AWG 0.25 X 10.4
PTPHBZTE Part #46760-2
HYP8 AMPPOWER 1000MCM DIE SET

Documents

Product Drawings

DYNAMIC D-3 REC CONT. 3L AU 0.76 L/P

English

CAD Files

Customer View Model

[ENG_CVM_1-353717-3_B.3d_igs.zip](#)

English

Customer View Model

[ENG_CVM_1-353717-3_B.3d_stp.zip](#)

English

Customer View Model

[ENG_CVM_1-353717-3_B.2d_dxf.zip](#)

English

3D PDF

English

By downloading the CAD file I accept and agree to the [Terms and Conditions](#) of use.



Product Specifications

Application Specification

English

Instruction Sheets

Instruction Sheet (non U.S.)

English

Instruction Sheet (non U.S.)

Japanese

Agency Approvals

TUV Certificate

English

TUV Certificate

English