

DTP04-2P-E003 ✓ ACTIVE

DEUTSCH | DEUTSCH DT, DEUTSCH DTP

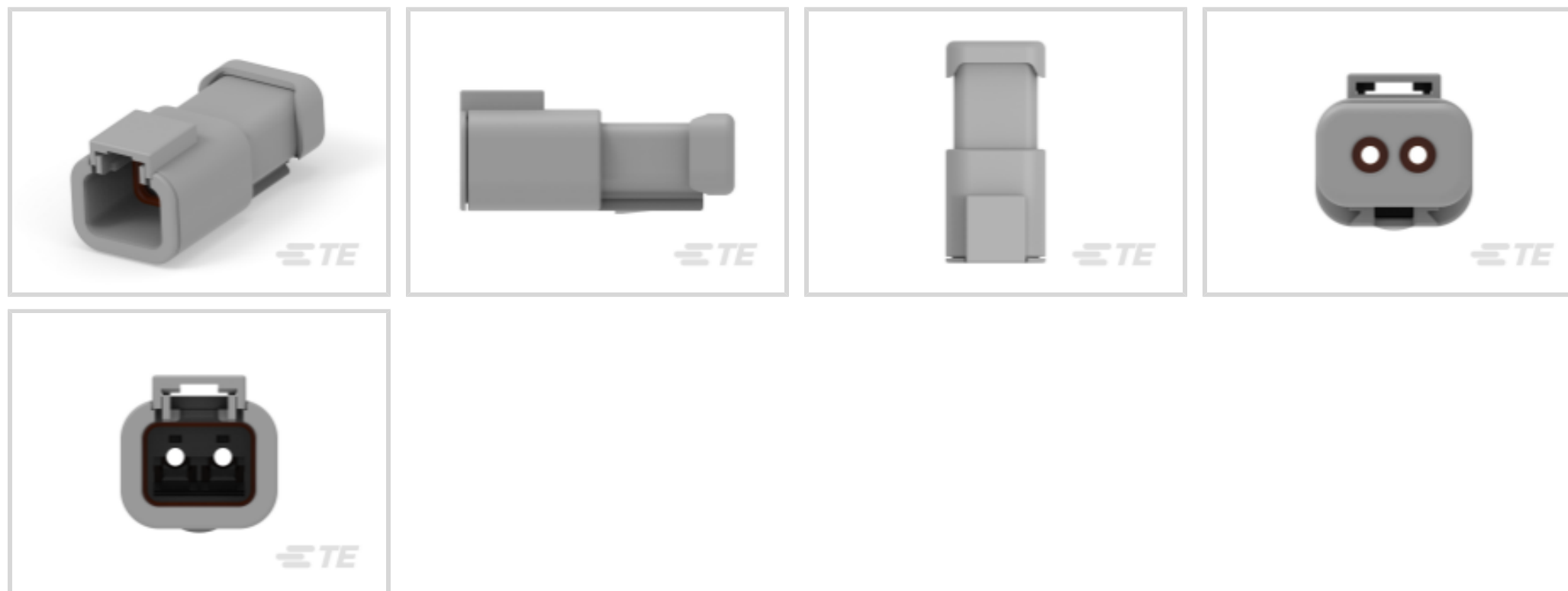
TE Internal #: DTP04-2P-E003

Housing for Male Terminals, Wire-to-Wire, 2 Position, 6.71 mm [.264 in] Centerline, Sealable, Gray, Wire & Cable, Power, Hybrid

[View on TE.com >](#)



Connectors > Automotive Connectors > Automotive Housings > DEUTSCH DTP Housings



Connector System: **Wire-to-Wire**

Number of Positions: **2**

Connector & Housing Type: **Housing for Male Terminals**

Centerline (Pitch): **6.71 mm [.264 in]**

Sealable: **Yes**

[All DEUTSCH DTP Housings \(34\)](#)

Features

Product Type Features

Connector System	Wire-to-Wire
Connector & Housing Type	Housing for Male Terminals
Sealable	Yes
Connector & Contact Terminates To	Wire & Cable
Primary Locking Feature	Integrated in Housing
Mixed & Hybrid Connector	No
Connector Shape	Rectangular

Configuration Features

Number of Positions	2
Number of Rows	1
Blank Cavity Position	0
Connector Modification	End Cap
Connector Seal Code	N Seal



Housing Features

Centerline (Pitch)	6.71 mm [.264 in]
Housing Material	PA GF

Contact Features

Mating Pin Diameter	2.4 mm [.094 in]
Contact Current Rating (Max)	25 A
Contact Size	Size 12
Contact Type	Pin

Body Features

Primary Product Color	Gray
Cable Exit Angle	180°

Operation/Application

Circuit Application	Power
---------------------	-------

Mechanical Attachment

Connector Mounting Type	Cable Mount (Free-Hanging)
Strain Relief	Without
Terminal Position Assurance	No
Mating Alignment Type	Polarized
Mating Alignment	With

Usage Conditions

Operating Temperature (Max)	125 °C [257 °F]
Operating Temperature Range	-55 – 125 °C [-67 – 257 °F]

Electrical Characteristics

Nominal Voltage Architecture	250 V
Operating Voltage	200 VDC

Other

Connector Position Assurance Capable	No
EU RoHS Compliance	Compliant
EU ELV Compliance	Compliant
Serviceable	Yes

Dimensions

Compatible Insulation Diameter Range	3.4 – 4.3 mm [.134 – .169 in]
--------------------------------------	-------------------------------



Product Width	21.5 mm[.846 in]
Product Length	22.1 mm[.87 in]
Connector Height	49 mm[1.93 in]

Industry Standards

IP Rating	IP6K9K, IP68
Compatible With Agency/Standards Products	SAE J2030
UL Flammability Rating	UL 94V-0

Packaging Features

Packaging Quantity	1
Packaging Method	Package

Product Compliance

[For compliance documentation, visit the product page on TE.com>](#)

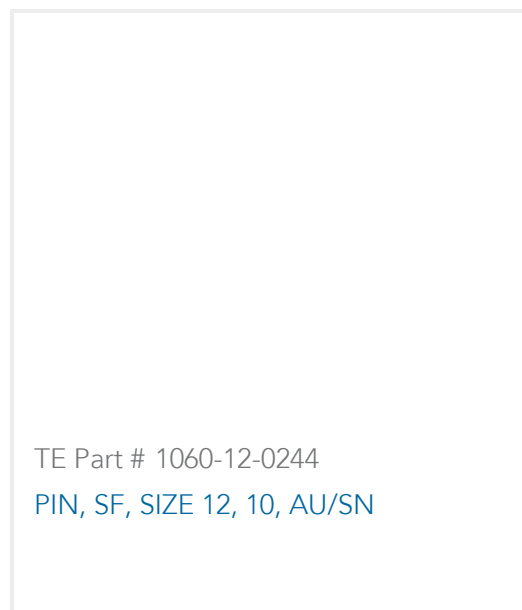

EU RoHS Directive 2011/65/EU	Compliant
EU ELV Directive 2000/53/EC	Compliant
China RoHS 2 Directive MIIT Order No 32, 2016	No Restricted Materials Above Threshold
EU REACH Regulation (EC) No. 1907/2006	Current ECHA Candidate List: JUNE 2024 (241) Candidate List Declared Against: JUNE 2024 (241) SVHC > Threshold: Octamethylcyclotetrasiloxane (D4) (.5% in Component Part) Dodecamethylcyclohexasiloxane (D6) (.5% in Component Part) Decamethylcyclopentasiloxane (D5) (.5% in Component Part) Article Safe Usage Statements: Wash thoroughly after handling. Recycle if possible and dispose of the article by following all applicable governmental regulations relevant to your geographic location.
Halogen Content	Not Low Halogen - contains Br or Cl > 900 ppm.
Solder Process Capability	Not reviewed for solder process capability

Product Compliance Disclaimer

This information is provided based on reasonable inquiry of our suppliers and represents our current actual knowledge based on the information they provided. This information is subject to change. The part numbers that TE has identified as EU RoHS compliant have a maximum concentration of 0.1% by weight in homogenous materials for lead, hexavalent chromium, mercury, PBB, PBDE, DBP, BBP, DEHP, DIBP, and 0.01% for cadmium, or qualify for an exemption to these limits as defined in the Annexes of Directive 2011/65/EU (RoHS2). Finished electrical and electronic equipment products will be CE marked as required by Directive 2011/65/EU. Components may not be CE marked. Additionally, the part numbers that TE has identified as EU ELV compliant have a maximum concentration of 0.1% by weight in homogenous

materials for lead, hexavalent chromium, and mercury, and 0.01% for cadmium, or qualify for an exemption to these limits as defined in the Annexes of Directive 2000/53/EC (ELV). Regarding the REACH Regulation, the information TE provides on SVHC in articles for this part number is based on the latest European Chemicals Agency (ECHA) 'Guidance on requirements for substances in articles' posted at this URL: <https://echa.europa.eu/guidance-documents/guidance-on-reach>


Compatible Parts




Also in the Series | **DEUTSCH DT**



Automotive Connector Caps & Covers (19)



Automotive Connector Locks & Position Assurance (90)



Automotive Housings (737)



Connector Backshells (67)




Connector Caps & Covers (1)




Connector Seals & Cavity Plugs (18)




Connector Strain Relief (31)



Insertion & Extraction Tools (3)



Other Automotive Connector Accessories (28)




PCB Headers & Receptacles (107)



Rectangular Connector Housings (1)

Also in the Series | **DEUTSCH DTP**



Automotive Connector Locks & Position Assurance (4)



Automotive Housings (34)



Connector Backshells (5)




Connector Seals & Cavity Plugs (2)



Insertion & Extraction Tools (3)



Other Automotive Connector Accessories (4)



PCB Headers & Receptacles (5)

Customers Also Bought



TE Part #HDP26-24-29SE-L015
PLG, 29P, BLK, E, THD, 12/16/20, S



TE Part #WP-2P
DEUTSCH DTP Wedgelocks



TE Part #DT04-2P-E005
REC, 2P, BLK, N, CAP



TE Part #DT06-6S-EP06
PLG, 6P, BLK, N, SEAL RET, CAP



TE Part #DT06-2S-EP06
PLG, 2P, BLK, N, SEAL RET, CAP



TE Part #HC5899
BAT CONNECTOR POS8MM
AUXILLARY MNT



TE Part #T4151310005-003
RPC-M12-FS-5CON-PVC-1.5



TE Part #HC5840D
INTEGRAL BATT. POST. DOUBLE
TAPER.



TE Part #HC5841
70MM2 BATTTERY CLMP ASSMB
NEGATIVE

Documents

Product Drawings

REC, 2P, GRY, N, CAP

English

CAD Files

3D PDF

3D

Customer View Model

[ENG_CVM_CVM_DTP04-2P-E003_99_c-dtp04-2p-e003-99.2d_dxf.zip](#)

English

Customer View Model

[ENG_CVM_CVM_DTP04-2P-E003_99_c-dtp04-2p-e003-99.3d_igs.zip](#)

English

Customer View Model

[ENG_CVM_CVM_DTP04-2P-E003_99_c-dtp04-2p-e003-99.3d_stp.zip](#)

English

By downloading the CAD file I accept and agree to the [Terms and Conditions](#) of use.



Datasheets & Catalog Pages

[ICT Terminals and Connectors Catalogue](#)

English

[CONNECTOR SELECTOR](#)

English

Product Specifications

[Engineering Report](#)

English

[Engineering Report](#)

English

Agency Approvals

[UL Report](#)

English