

175365-5 ✓ ACTIVE

[Dynamic Series](#) | [Dynamic 3000 Series](#)

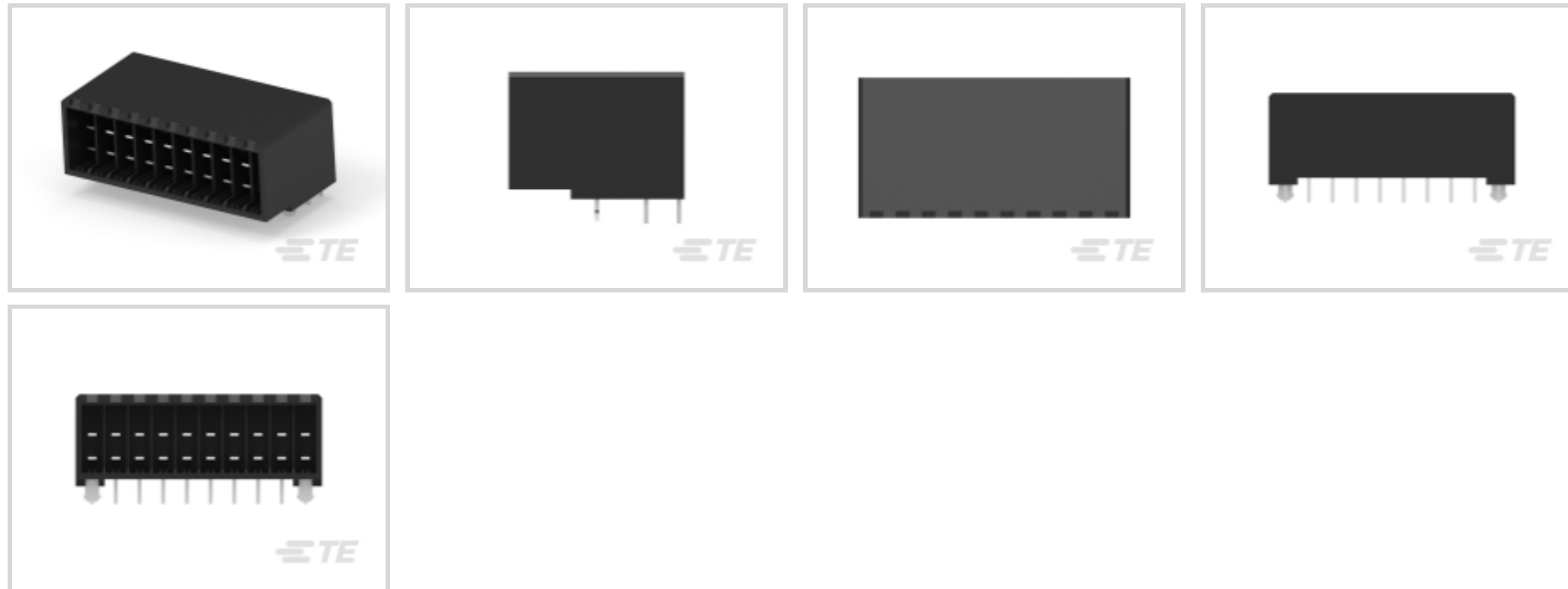
TE Internal #: 175365-5

PCB Mount Header, Horizontal, Wire-to-Board, 20 Position, 5.08 mm [.2 in] Centerline, Fully Shrouded, Tin, Through Hole - Solder, Dynamic 3000 Series

[View on TE.com >](#)



Connectors > PCB Connectors > PCB Headers & Receptacles > Header Assembly: Wire-to-Board, 15A, gold or tin plated



EU RoHS Compliance: **Compliant**

EU ELV Compliance: **Compliant**

PCB Connector Assembly Type: **PCB Mount Header**

PCB Mount Orientation: **Horizontal**

Connector System: **Wire-to-Board**

[All Header Assembly: Wire-to-Board, 15A, gold or tin plated \(16\)](#)

## Features

### Other

EU RoHS Compliance	Compliant
EU ELV Compliance	Compliant

### Product Type Features

PCB Connector Assembly Type	PCB Mount Header
Connector System	Wire-to-Board
Header Type	Fully Shrouded
Sealable	No
Connector & Contact Terminates To	Printed Circuit Board

### Configuration Features

PCB Mount Orientation	Horizontal
Number of Positions	20
Number of Rows	2



### Body Features

Primary Product Color	Black
-----------------------	-------

### Contact Features

Contact Mating Area Plating Material Finish	Matte
Contact Mating Area Plating Material Thickness	2 µm[80 µin]
Contact Mating Area Plating Material	Tin
Contact Type	Pin
Contact Current Rating (Max)	15 A

### Termination Features

Termination Method to PCB	Through Hole - Solder
---------------------------	-----------------------

### Mechanical Attachment

Mating Retention	With
PCB Mount Retention Type	Retention Leg
Mating Alignment Type	Polarization
PCB Mount Retention	With
PCB Mount Alignment	Without
Connector Mounting Type	Board Mount
Mating Alignment	With

### Housing Features

Housing Material	Polyester GF
Centerline (Pitch)	5.08 mm [.2 in]

### Usage Conditions

Operating Temperature Range	-55 – 105 °C[-67 – 221 °F]
-----------------------------	----------------------------

### Operation/Application

Circuit Application	Power & Signal
---------------------	----------------

### Industry Standards

UL Flammability Rating	UL 94V-0
------------------------	----------

### Packaging Features

Packaging Method	Box
------------------	-----

### Product Compliance

[For compliance documentation, visit the product page on TE.com>](#)



EU RoHS Directive 2011/65/EU	Compliant
EU ELV Directive 2000/53/EC	Compliant
China RoHS 2 Directive MIIT Order No 32, 2016	No Restricted Materials Above Threshold
EU REACH Regulation (EC) No. 1907/2006	Current ECHA Candidate List: JUNE 2024 (241) Candidate List Declared Against: JUNE 2024 (241) Does not contain REACH SVHC
Halogen Content	Not Low Halogen - contains Br or Cl > 900 ppm.
Solder Process Capability	Wave solder capable to 265°C

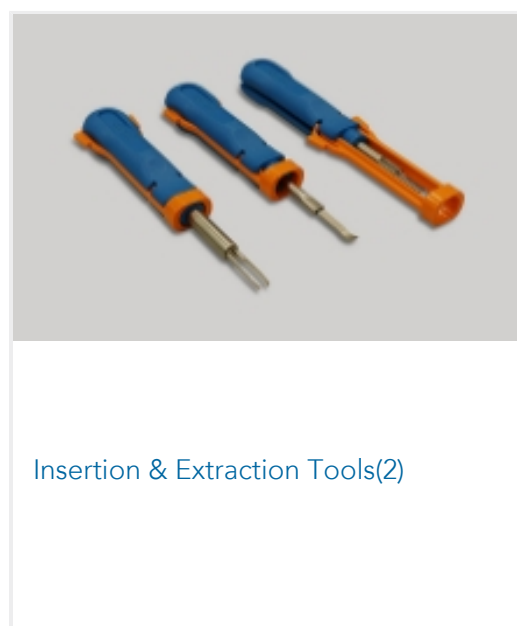

Product Compliance Disclaimer


This information is provided based on reasonable inquiry of our suppliers and represents our current actual knowledge based on the information they provided. This information is subject to change. The part numbers that TE has identified as EU RoHS compliant have a maximum concentration of 0.1% by weight in homogenous materials for lead, hexavalent chromium, mercury, PBB, PBDE, DBP, BBP, DEHP, DIBP, and 0.01% for cadmium, or qualify for an exemption to these limits as defined in the Annexes of Directive 2011/65/EU (RoHS2). Finished electrical and electronic equipment products will be CE marked as required by Directive 2011/65/EU. Components may not be CE marked. Additionally, the part numbers that TE has identified as EU ELV compliant have a maximum concentration of 0.1% by weight in homogenous materials for lead, hexavalent chromium, and mercury, and 0.01% for cadmium, or qualify for an exemption to these limits as defined in the Annexes of Directive 2000/53/EC (ELV). Regarding the REACH Regulation, the information TE provides on SVHC in articles for this part number is based on the latest European Chemicals Agency (ECHA) 'Guidance on requirements for substances in articles' posted at this URL: <https://echa.europa.eu/guidance-documents/guidance-on-reach>

## Compatible Parts




## Also in the Series | Dynamic 3000 Series






PCB Terminal Blocks(37)



Standard Rectangular Connectors(2)



Wire-to-Board Connector Assemblies & Housings(152)

## Customers Also Bought




TE Part #1-1123309-2  
DYNAMIC D-5 HDR H ASSY 4P XX



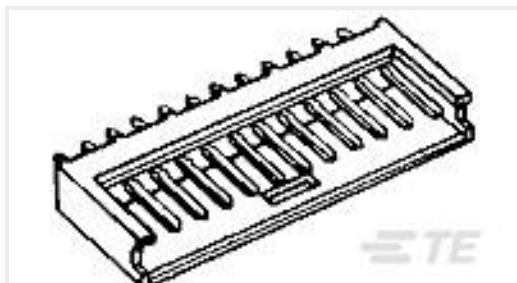
TE Part #1-178315-2  
DYNAMIC S/ROW HDR 5P V ASSY



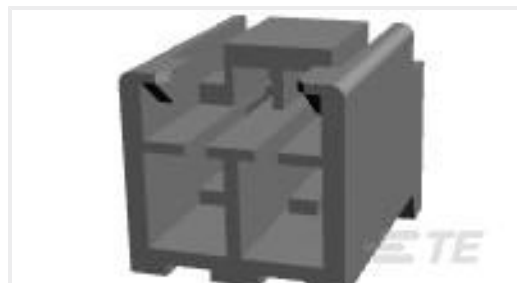
TE Part #5750071-1  
Mini DIN, 6 pos, R/A, Shield



TE Part #5557786-1  
MJ,8POS,R/A,SHLD,PCB GD



TE Part #280371-2  
4P AMPMODU II SHRD HDR, ST, 0.38 AU



TE Part #9-176975-1  
AMP UNIVERSAL POWER PLG 2P PCB



TE Part #2834076-1  
5.0MM TOP ENTRY MSC 2P\_GY



TE Part #1623158-1  
CRG0805 1% 22R



TE Part #1999423-5  
0.64 IDC HAND PRESS

## Documents

### Product Drawings

[DYNAMIC 3500 HDR ASSY 20P](#)

Japanese

### CAD Files

[3D PDF](#)

English

### Customer View Model

[ENG\\_CVM\\_175365-5\\_F.2d\\_dxf.zip](#)



English

**Customer View Model**

[ENG\\_CVM\\_175365-5\\_F.3d\\_igs.zip](#)

English

**Customer View Model**

[ENG\\_CVM\\_175365-5\\_F.3d\\_stp.zip](#)

English

By downloading the CAD file I accept and agree to the [Terms and Conditions](#) of use.

---

## Datasheets & Catalog Pages

[DYNAMIC 3500 SERIES](#)

English

---

## Product Specifications

[Product Specification](#)

English

---

## Agency Approvals

[TUV Certificate](#)

English