

# SCNBN - J 1 3 75 - SO PMR

SUNTSU

CONNECTOR

BNC

Connector Type  
Jack

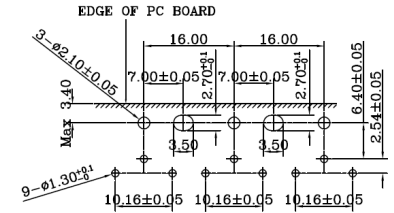
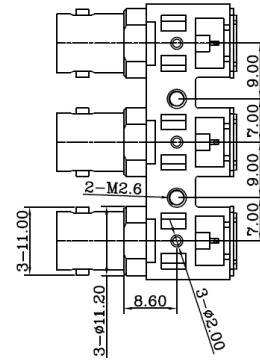
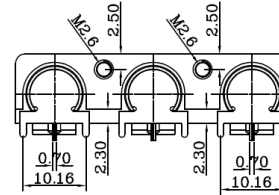
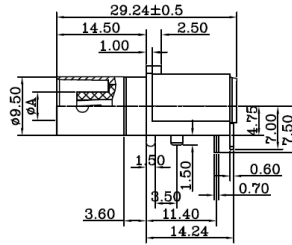
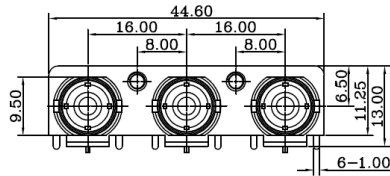
Rows  
1

Connectors  
per Row  
3

Impedance  
75

Contact Termination  
Solder

Mounting Style  
Right Angle PCB  
Mount



Recommended  
Mounting  
Layout

1. Materials:

- a) Body: Zinc Nickel Plated
- b) Contact: Brass Nickel Plated

- 2. Normal Impedance: 75Ω
- 3. Frequency Range: 0-4 GHz
- 4. Max Peak Voltage: 500V
- 5. Dielectric Strength: 1500V RMS
- 6. Insulation Resistance: 5000MΩ/Min



THREE BNC FEMALE PCB  
MOUNT 90°

Document History			
Edits Made	Date	Edited By	Approved By
Initial Release	03/23/2022	B. Gibbons	KH Mun

Part No.	SCNBN-J1375-SOPMR	Drawn	B. Gibbons	03/23/2022
Scale	Not drawn to scale	Tolerance	0.5-15 = ±0.15 15-30 = ±0.30 30-120 = ±0.60 >120 = ±1.00	
Unit	mm	Pages	1/1	