

DO NOT SCALE FROM THIS PRINT

TABLE 1		
ENTRY STYLE	CONTACT	BODY
-PE	SUB-HLE-PE-XX	RHLE-50-D
-TE	C-132-09-XX	RHLE-50-D
-PE-BE	SUB-HLE-PE-XX	RHLE-50-DBE

No OF POSITIONS
-02 THRU -50
(PER ROW)

LEAD STYLE
-02

PACKAGING
BLANK: TUBES (SEE NOTE 3)
-TR: TAPE & REEL
(2 - 29 POSITIONS ONLY)
(-TE & -PE OPTIONS ONLY)(SEE NOTE 11 & 12)
-FR: FULL REEL QTYTAPE & REEL
(2 - 29 POSITIONS ONLY)
(-TE & -PE OPTIONS ONLY)(SEE NOTE 11 & 12)

PICK & PLACE OPTION
-P: METAL PAD
(USE LMP-02)
(SEE FIG 2)

OPTION
-BE: BOTTOM ENTRY
(AVAILABLE ON -PE STYLE ONLY)
(NOT AVAILABLE WITH -TE)
-LC: LOCKING CLIP (SEE NOTE 10)
(USE LC-08-TM-01)
(AVAILABLE ON -PE STYLE ONLY)

ENTRY STYLE
-PE: PASS THROUGH ENTRY
(SEE FIG 1)
-TE: TOP ENTRY
(SEE FIG 2)

ROW SPECIFICATION
-DV: DOUBLE VERTICAL

PLATING SPECIFICATION
-G: 10µ" LIGHT SELECTIVE GOLD IN CONTACT AREA, 3µ" GOLD ON TAIL
-L: 10µ" SELECTIVE GOLD IN CONTACT AREA, MATTE TIN ON TAIL
-S: 30µ" SELECTIVE GOLD IN CONTACT AREA, MATTE TIN ON TAIL
-F: 3µ" FLASH SELECTIVE GOLD IN CONTACT AREA, MATTE TIN ON TAIL
-LM: 10µ" LIGHT SELECTIVE GOLD IN CONTACT AREA, MATTE TIN ON TAIL
-SM: 30µ" SELECTIVE GOLD IN CONTACT AREA, MATTE TIN ON TAIL

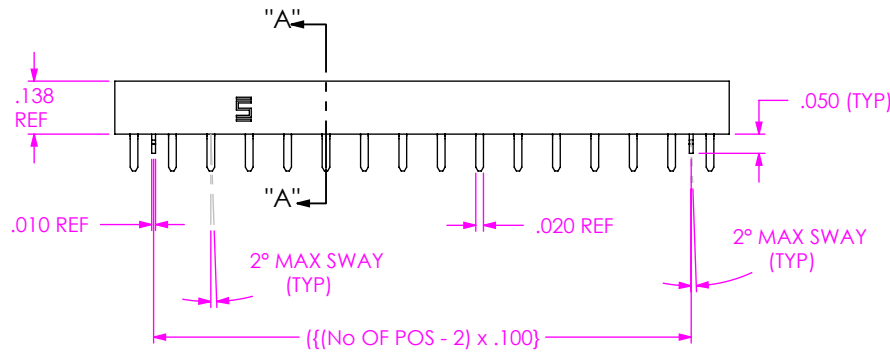
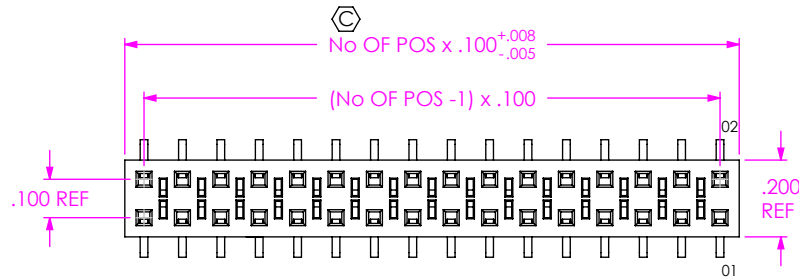
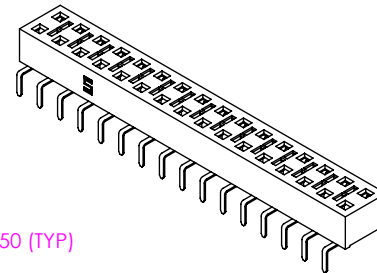
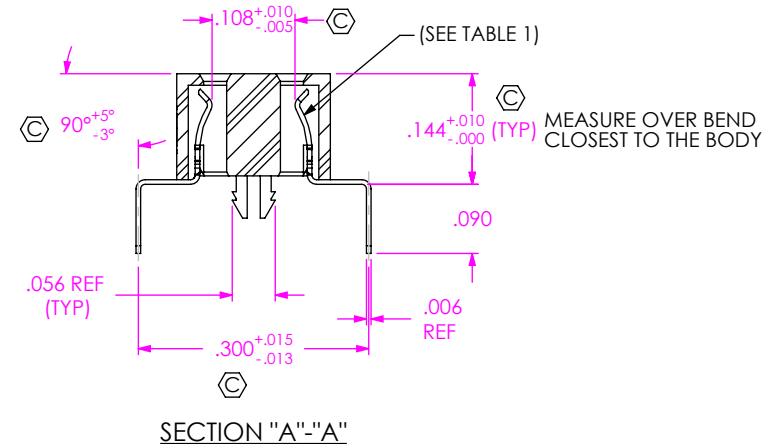


FIG 1
(-PE: PASS THROUGH ENTRY)
(SHOWN WITH -LC OPTION)



NOTES:

- ⊗ REPRESENTS A CRITICAL DIMENSION.
- CUT ASSEMBLIES AFTER FILL. CUT FLASH TO BE .010 MAX WITH NO FLASH ALLOWED IN HOLES OR EXTENDING BELOW LEADS. WILL LOSE A POSITION FOR EVERY CUT.
- TUBE POSITIONS 03 THRU 50. LAYER PACKAGE POSITION 02.
- ENDWALL THICKNESS: .030 ± .005.
- MINIMUM CONTACT RETENTION IN PLASTIC: 12 OUNCES
- AFTER PLATING, PIN IS NAMED SUB-C-132-10-X. AFTER FORMING, PIN IS C-132-10-X
- ⊗ 7. MAXIMUM VARIATION OF 3 DEGREES WITHIN 16 PINS.
- MEASURE FROM BEND TO TIP OF PIN.
- MEASURE FROM CONTACT BARB AREA TO TIP OF PIN
- DUE TO THE HIGH AMOUNT OF INSERTION FORCE NEEDED, THE -LC OPTION IS NOT COMPATIBLE WITH AUTO PLACEMENT. SAMTEC RECOMMENDS MANUAL PLACEMENT FOR ALL ASSEMBLIES WITH THE -LC OPTION.
- ORDERS WILL BE PACKAGED ACCORDING TO THE SAMTEC PACKAGING EFFICIENCY STANDARDS (SPES) FOUND ON WWW.SAMTEC.COM
- ATTACH LABEL TO EACH REEL

UNLESS OTHERWISE SPECIFIED, DIMENSIONS ARE IN INCHES.
TOLERANCES ARE:
DECIMALS .XX: ±.01
.XXX: ±.005
.XXXX: ±.0020

PROPRIETARY NOTE
THIS DOCUMENT CONTAINS CONFIDENTIAL AND PROPRIETARY INFORMATION AND ALL DESIGN, MANUFACTURING, REPRODUCTION, USE, PATENT RIGHTS AND SALES RIGHTS ARE EXPRESSLY RESERVED BY SAMTEC, INC. THIS DOCUMENT SHALL NOT BE DISCLOSED, IN WHOLE OR PART, TO ANY UNAUTHORIZED PERSON OR ENTITY NOR REPRODUCED, TRANSFERRED OR INCORPORATED IN ANY OTHER PROJECT IN ANY MANNER WITHOUT THE EXPRESS WRITTEN CONSENT OF SAMTEC, INC.



520 PARK EAST BLVD, NEW ALBANY, IN 47150
PHONE: 812-944-6733 FAX: 812-948-5047
e-Mail: info@SAMTEC.com code: 55322

MATERIAL: DO NOT SCALE DRAWING SHEET SCALE: 2:1
BODY: VECTRA E130i
COLOR: BLACK
CONTACT: BeCu

DESCRIPTION:
.100 C.I. SINGLE BEAM SOCKET STRIP

DWG. NO.
HLE-1XX-02-XX-DV-XE-XX-X-XX

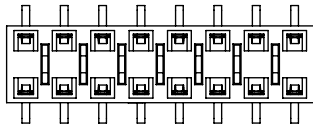


FIG 3
(BOTTOM ENTRY OPTION)
(SAME AS FIG 1 EXCEPT AS SHOWN)

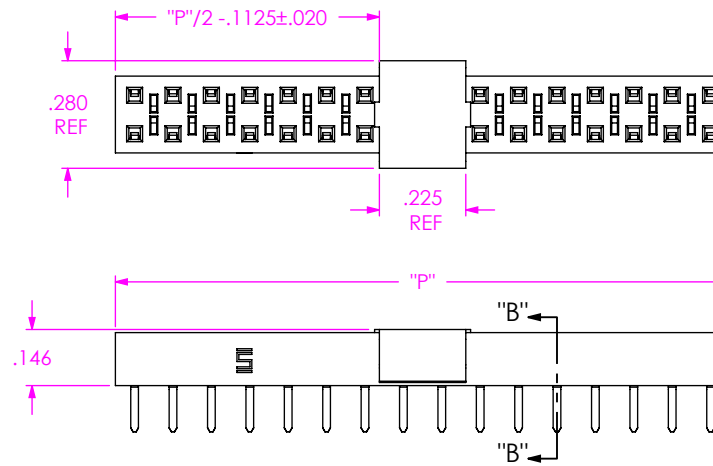
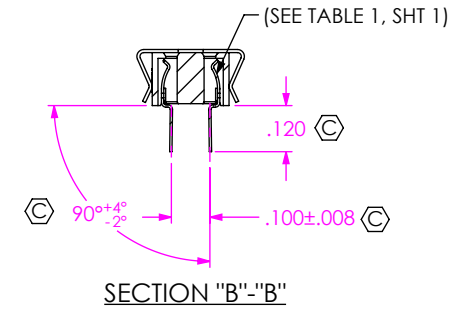
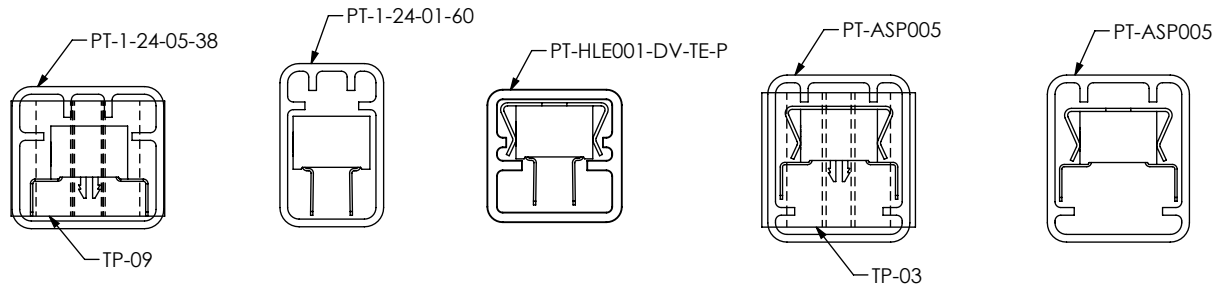


FIG 2
(-TE WITH -P OPTION)
(SAME AS FIG 1 EXCEPT AS SHOWN)



SECTION "B"-"B"

TABLE 2		
ENTRY STYLE	PACKAGING TUBE	PLUG
-PE	PT-1-24-05-38	TP-09
-TE	PT-1-24-01-60	TP-09
-TE-P	PT-HLE001-DV-TE-P	TP-09
-PE-P	PT-ASP005	TP-03
-PE-BE-P	PT-ASP005	TP-03



PACKAGING VIEWS

F:\DWG\SW\Exisprod\Assembly\100\HLE-1XX-02-XX-DV-XE-XX-X-XX-ASM.SLDDRW

<p>PROPRIETARY NOTE</p> <p>THIS DOCUMENT CONTAINS CONFIDENTIAL AND PROPRIETARY INFORMATION AND ALL DESIGN, MANUFACTURING, REPRODUCTION, USE, PATENT RIGHTS AND SALES RIGHTS ARE EXPRESSLY RESERVED BY SAMTEC, INC. THIS DOCUMENT SHALL NOT BE DISCLOSED, IN WHOLE OR PART, TO ANY UNAUTHORIZED PERSON OR ENTITY NOR REPRODUCED, TRANSFERRED OR INCORPORATED IN ANY OTHER PROJECT IN ANY MANNER WITHOUT THE EXPRESS WRITTEN CONSENT OF SAMTEC, INC.</p>	<p>520 PARK EAST BLVD, NEW ALBANY, IN 47150 PHONE: 812-944-6733 FAX: 812-948-5047 e-Mail: info@SAMTEC.com code: 55322</p>	
	<p>SHEET SCALE: 2:1</p>	<p>DESCRIPTION: .100 C.L. SINGLE BEAM SOCKET STRIP</p> <p>DWG. NO. HLE-1XX-02-XX-DV-XE-XX-X-XX</p> <p>BY: KEVIN B 10/27/99 SHEET 2 OF 2</p>