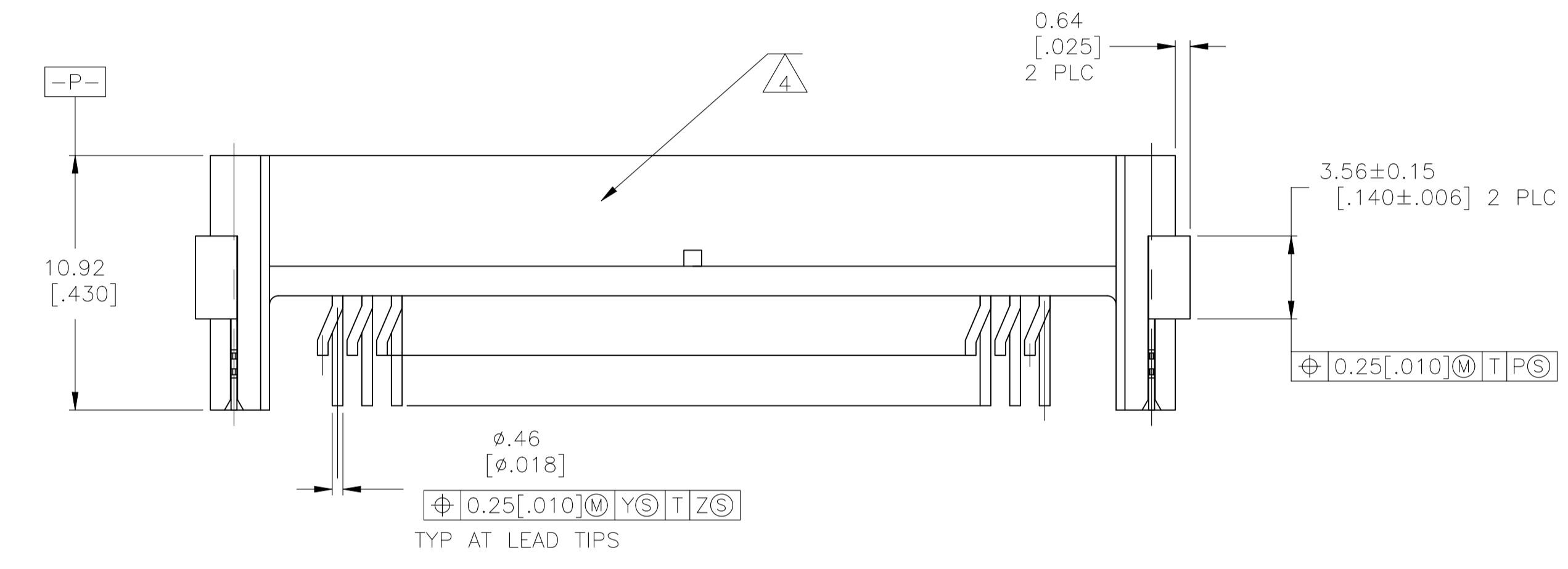
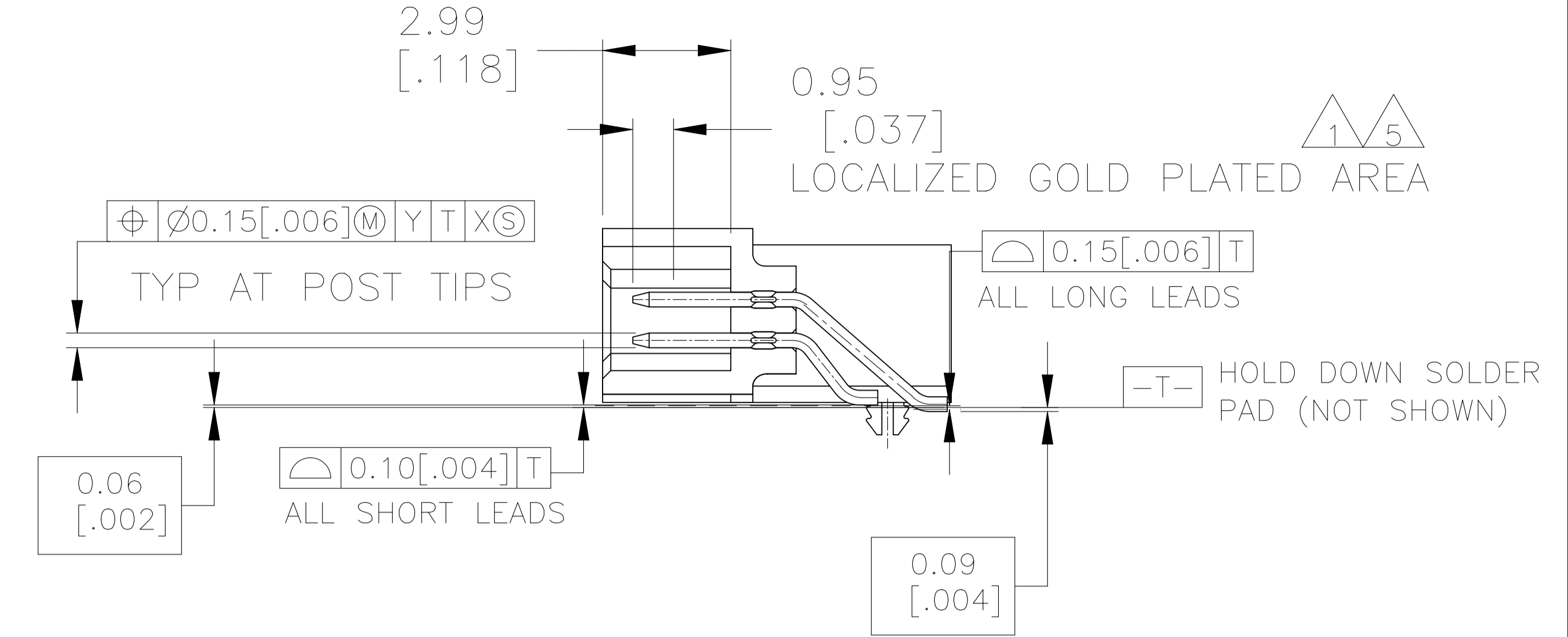
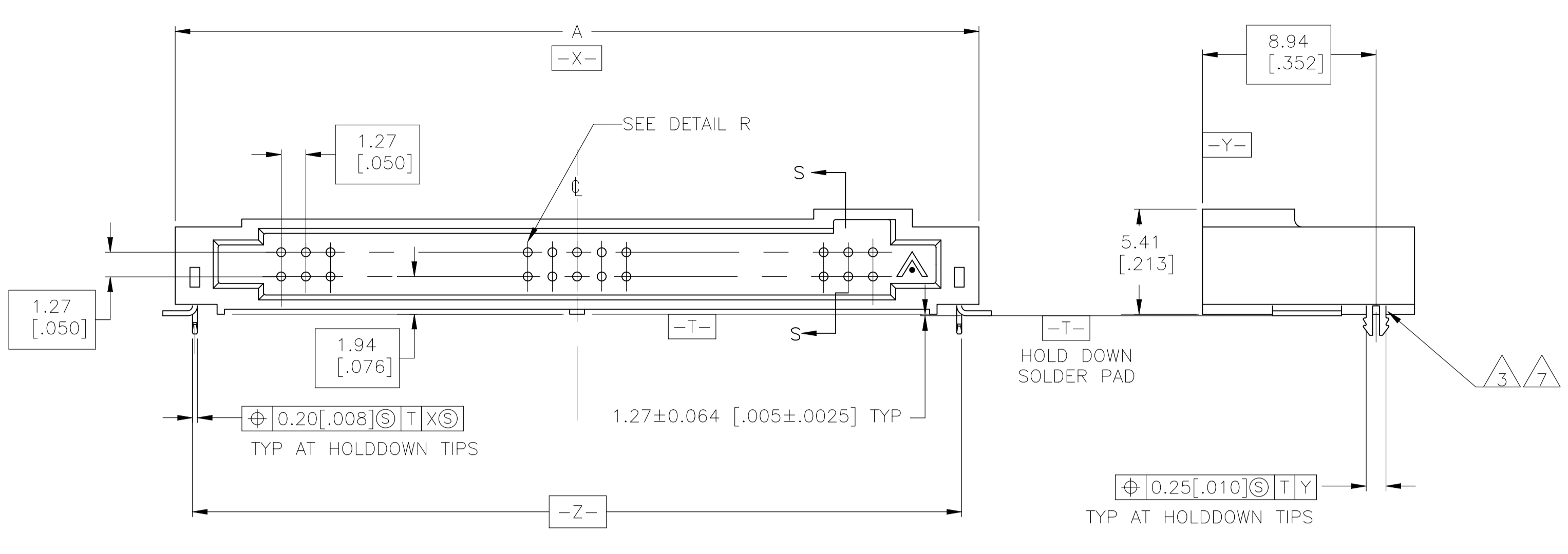
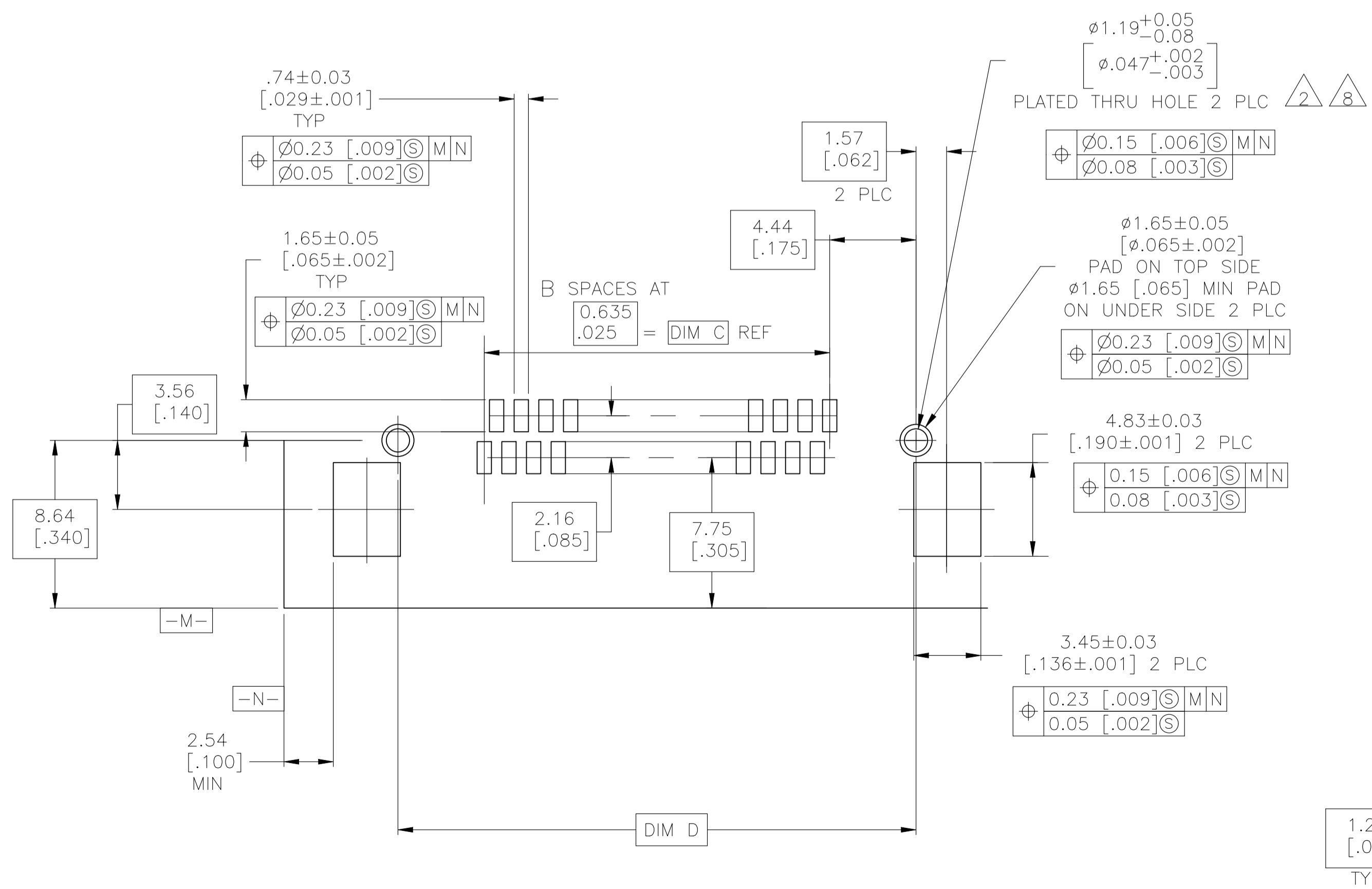


REVISIONS				
REV	DATE	BY	APP'D	DESCRIPTION
K1	27APR2026	LS	SRK	PART OBSOLESCENCE



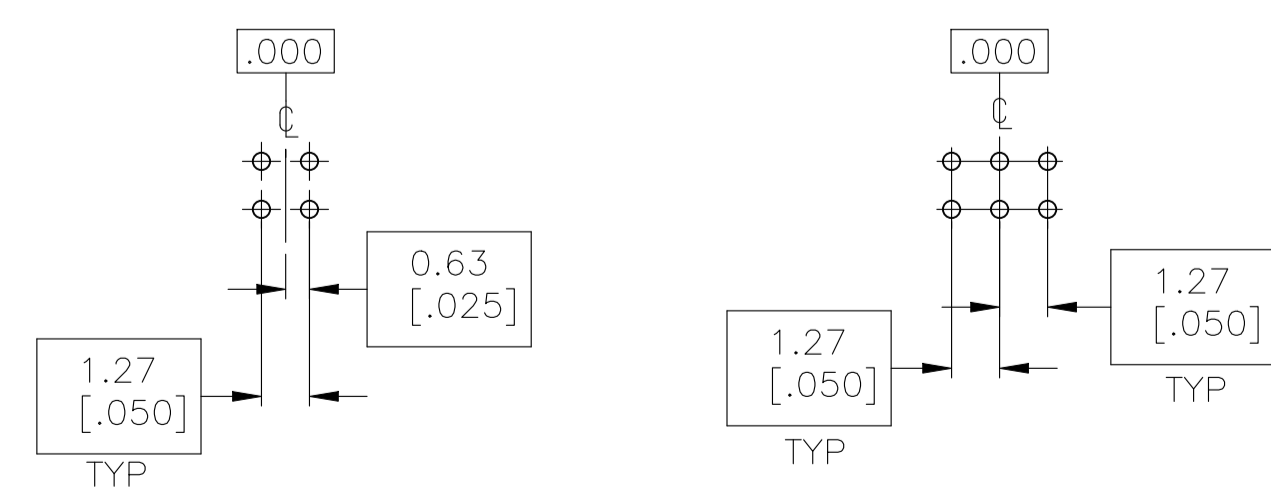
- 1 0.00076 [.000030] GOLD IN LOCALIZED PLATE AREA 0.00381 [.000150] TIN-LEAD ON SOLDER LEADS ALL OVER 0.00127 [.000050] NICKEL
- 2 USE 1.32±0.02 [.0520±.0010] DRILLED HOLE (#55 DRILL) FINISH TO BE TIN-LEAD OVER 0.02 [.001] MIN COPPER
- 3 PLATING: 0.0038 [.000150] TIN-LEAD OVER 0.00127 [.000050] NICKEL
- 4 SERRATIONS OPTIONAL THIS SURFACE.
- 5 0.00076 [.000030] GOLD IN LOCALIZED PLATE AREA 0.00381 [.000150] TIN ON SOLDER LEADS ALL OVER 0.00127 [.000050] NICKEL
- 6 PRELIMINARY PART - NOT RELEASED FOR PRODUCTION.
- 7 PLATING: 0.0038 (.00015) TIN OVER .00127 (.000050) NICKEL.
- 8 USE 1.32+/-0.02 (.052+/-0.0010) DRILLED HOLE (#55 DRILL) FINISH TO BE TIN OVER 0.02 (.001) MIN COPPER
- 9 ROHS 2002/95/EC COMPLIANT.
- 10 OBSOLETE PARTS: OBSOLETE CIS STREAMLINING PER D.RENAUD/D.SINISI

REV	DATE	BY	APP'D	DESCRIPTION	NO. OF SPA (SEE DETAIL R)	D	C	B	A	NUMBER OF POSITIONS	PART NUMBER
9	5	7	49	71.12 [2.800]	62.87 [2.475]	99	73.15 [2.880]	100	6-104894-0		
10	9	44	64.77 [2.550]	56.52 [2.225]	89	66.80 [2.630]	90	5-104894-9			
10	9	39	58.42 [2.300]	50.17 [1.975]	79	60.45 [2.380]	80	5-104894-8			
9	5	7	34	52.07 [2.050]	43.82 [1.725]	69	54.10 [2.130]	70	5-104894-7		
9	5	7	29	45.72 [1.800]	37.47 [1.475]	59	47.75 [1.880]	60	5-104894-6		
9	5	7	24	39.37 [1.550]	31.12 [1.225]	49	41.40 [1.630]	50	5-104894-5		
9	5	7	19	33.02 [1.300]	24.77 [0.975]	39	35.05 [1.380]	40	5-104894-4		
9	5	7	14	26.67 [1.050]	18.42 [0.725]	29	28.70 [1.130]	30	5-104894-3		
9	5	7	9	20.32 [0.800]	12.07 [0.475]	19	22.35 [0.880]	20	5-104894-2		
9	5	7	4	13.97 [0.550]	5.72 [0.225]	9	16.00 [0.630]	10	5-104894-1		
6	5	7	24	39.37 [1.550]	31.12 [1.225]	49	41.40 [1.630]	50	1-104894-5		
6	5	7	14	26.67 [1.050]	18.42 [0.725]	29	28.70 [1.130]	30	1-104894-3		
OBSOLETE	1	3	49	71.12 [2.800]	62.87 [2.475]	99	73.15 [2.880]	100	1-104894-0		
OBSOLETE	1	3	44	64.77 [2.550]	56.52 [2.225]	89	66.80 [2.630]	90	1-104894-9		
OBSOLETE	1	3	39	58.42 [2.300]	50.17 [1.975]	79	60.45 [2.380]	80	1-104894-8		
OBSOLETE	1	3	34	52.07 [2.050]	43.82 [1.725]	69	54.10 [2.130]	70	1-104894-7		
OBSOLETE	1	3	29	45.72 [1.800]	37.47 [1.475]	59	47.75 [1.880]	60	1-104894-6		
OBSOLETE	1	3	24	39.37 [1.550]	31.12 [1.225]	49	41.40 [1.630]	50	1-104894-5		
SUPERCEDED	1	3	19	33.02 [1.300]	24.77 [0.975]	39	35.05 [1.380]	40	1-104894-4		
OBSOLETE	1	3	14	26.67 [1.050]	18.42 [0.725]	29	28.70 [1.130]	30	1-104894-3		
OBSOLETE	1	3	9	20.32 [0.800]	12.07 [0.475]	19	22.35 [0.880]	20	1-104894-2		
OBSOLETE	1	3	4	13.97 [0.550]	5.72 [0.225]	9	16.00 [0.630]	10	1-104894-1		



BASIC DIMENSIONS FOR ODD NO OF SPACES (SEE TABLE)

BASIC DIMENSIONS FOR EVEN NO OF SPACES (SEE TABLE)



RECOMMENDED BOARD LAYOUT  
SCALE 5:1

THIS DRAWING IS A CONTROLLED DOCUMENT.		DIN 18-6-93	HERRINGTON	
DIMENSIONS: mm [INCHES]		24-6-93	P. SREMCICH	
TOLERANCES UNLESS OTHERWISE SPECIFIED:		24-6-93	D. DUPLER	
0 PLC	±	NAME	ASSEMBLY, HEADER, RIGHT ANGLE, DOUBLE ROW, AMPMODU 50/50 GRID CONNECTOR	
1 PLC	±	PRODUCT SPEC	108-1332	
2 PLC	± 0.13[.005]	APPLICATION SPEC	114-7010	
3 PLC	±	SIZE	A1	
4 PLC	±	SCALE	5:1	
ANGLES	±	WEIGHT	-	
MATERIAL: HOUSING: LCP, COLOR: BLACK; CONTACT: BRASS; HOLDDOWN: COPPER ALLOY		FINISH	SEE TABLE	
CUSTOMER DRAWING		SCALE	5:1	
SHEET		1 of 1		REV
K1		LS		SRK