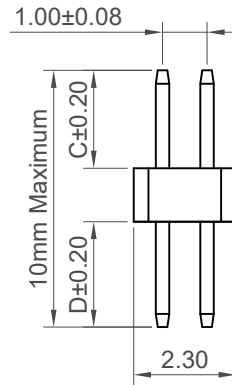
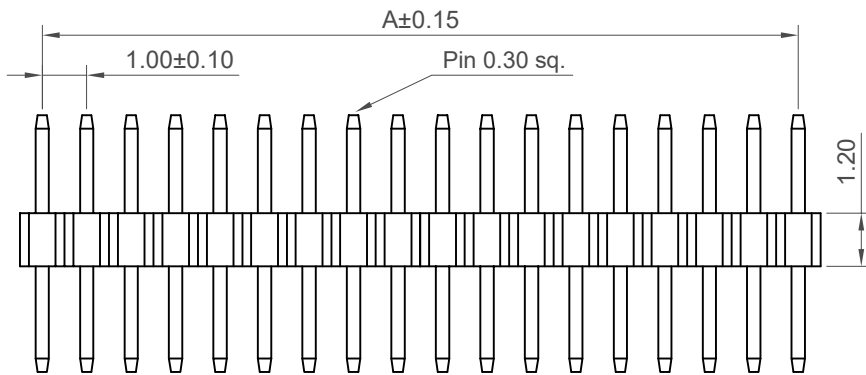
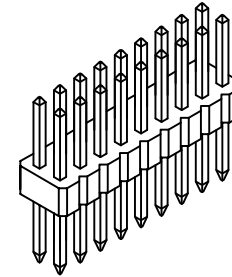


Recommended PCB Layout
General TOL: ±0.05



Specifications

Material

Insulator: Polymer LCP, UL94V-0, Black
Contact: Copper Alloy

Plating

Gold Flash All Over

Electrical

Current Rating: 1 Amp per pin
Contact Resistance: 20 mΩ max.
Insulating Resistance: 1000 MΩ min.
Dielectric Withstand Voltage: 300V AC

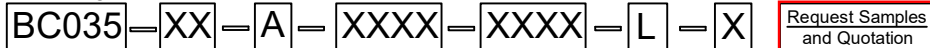
Mechanical & Environmental

Operating Temperature: -40°C to +125°C
Soldering Process:
IR Reflow: 260°C for 10 sec.
Wave: 250°C for 5-10 sec.
Manual Solder: 350°C for 3-5 sec.

Mates with (Subject to pin length)
BC084 BC085

No. of Contacts	Dimensions	
	A	B
4	1.00	2.00
6	2.00	3.00
8	3.00	4.00
10	4.00	5.00
12	5.00	6.00
14	6.00	7.00
16	7.00	8.00
18	8.00	9.00
20	9.00	10.00
22	10.00	11.00
24	11.00	12.00
26	12.00	13.00
28	13.00	14.00
30	14.00	15.00
32	15.00	16.00
34	16.00	17.00
36	17.00	18.00
38	18.00	19.00
40	19.00	20.00
42	20.00	21.00
44	21.00	22.00
46	22.00	23.00
48	23.00	24.00
50	24.00	25.00
52	25.00	26.00
54	26.00	27.00
56	27.00	28.00
58	28.00	29.00
60	29.00	30.00
62	30.00	31.00
64	31.00	32.00
66	32.00	33.00
68	33.00	34.00
70	34.00	35.00
72	35.00	36.00
74	36.00	37.00
76	37.00	38.00
78	38.00	39.00
80	39.00	40.00

Ordering Grid



No. of Contacts
04 to 80

Contact Plating
A = Gold Flash All Over

Dimension C (1/100mm) (Post Height)
0200 = 2.00mm (Standard)
0380 = 3.80mm (Standard)
or specify custom Post Height
eg. 0250 = 2.50mm
Tol +/- 0.2mm
(Maximum 0500=5.00mm)
(Minimum 0050=0.50mm)

Packing Options
G = Plastic Box (Standard)
D = Tube
E = Tube with Cap
Insulator Material
L = LCP

Dimension D (1/100mm) (Tail Length)
0300 = 3.00mm (Standard)
or specify custom Tail Length
eg. 0250 = 2.50mm
Tol +/- 0.2mm
(Maximum 0500=5.00mm)
(Minimum 0050=0.50mm)

Part Number		Product Description	
BC035		1.0mm Pitch Pin Header, Dual Row, Through-Hole, Vertical	
Drawing Date		20th May 2008	
By	MW	Tolerances (Except as Noted)	Units: Metric (mm)
Detail	BC035 D PCN	Length: X. ± 0.30 Angle: XX ± 0.20 Revision: D3 Date: 29/12/25	X.° ± 5° XX' ± 3° XXX' ± 2° XXXX' ± 1°
Revision	D3	X.XX ± 0.15	X.XX' ± 1°
Date	29/12/25	X.XXX ± 0.10	X.XXX' ± 1°



This drawing is confidential and copyright of Global Connector Technology, Ltd (GCT). This drawing must not be copied or disclosed without written consent. E & OE



Not to Scale
Drawn By ASE
Sheet No. 1/1