THIS DRAWING IS UNPUBLISHED. RELEASED FOR PUBLICATION 20
© COPYRIGHT 20 BY - ALL RIGHTS RESERVED.

REVISIONS

P	LTR	DESCRIPTION	DATE	DWN	APVD
	A6	REVISED PER ECN-23-242776	14DEC2023	WLS	VS
	B	REVISED PER ECN-25-316179	16APR2025	WLS	JP

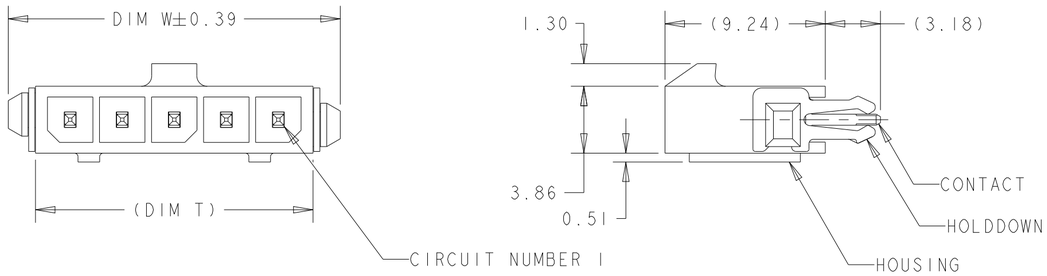

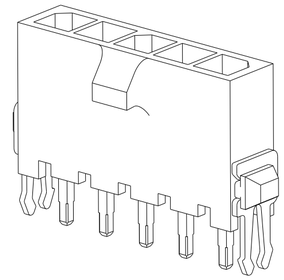

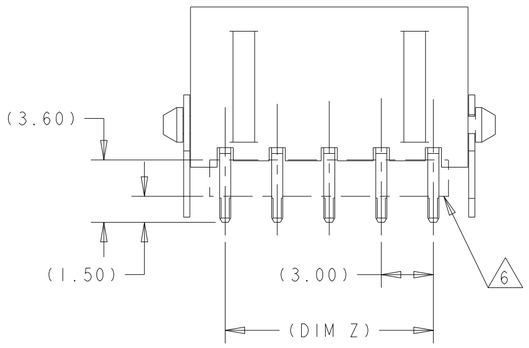

1 MATERIAL: HOUSING - UL 94V-0 RATED HIGH TEMP NYLON, COLOR BLACK.
CONTACTS - BRASS
HOLDDOWNS: - PHOSPHOR BRONZE.

2 RECOMMENDED PC BOARD THICKNESS OF 1.57.

3 PLATING: CONTACTS - 0.38µm MINIMUM GOLD,
OR
0.0762µm MINIMUM GOLD FLASH OVER 0.31µm MINIMUM PALLADIUM NICKEL,
ON MATING AREA PER TE CONNECTIVITY'S DISCRETION,

2.54µm MINIMUM MATTE TIN ON SOLDER TAILS.

ALL OVER 1.27µm MINIMUM NICKEL.

HOLDDOWNS: 2.54µm MINIMUM MATTE TIN OVER 1.27µm MINIMUM NICKEL.

4 COUNTERPART RECOMMENDED IS PN 1445022 OR 2008571 (DASH ACCORDING TO NUMBER OF POSITION).

5 FOR REELING DIRECTION AND PACKAGING TYPE, SEE SPECIFICATION 114-13000.

6 CUTTING EDGE, NO PLATING PRESENT IN THE REGION SHOWN.

	DIM Z	DIM V	DIM T	DIM W	NO. OF POSN	PART NUMBER
OBSOLETE	~~33.00~~	~~37.43~~	~~37.00~~	~~40.14~~	~~12~~	~~3-1445085-2~~
OBSOLETE	~~30.00~~	~~34.43~~	~~34.00~~	~~37.14~~	~~11~~	~~3-1445085-1~~
OBSOLETE	~~27.00~~	~~31.43~~	~~31.00~~	~~34.14~~	~~10~~	~~3-1445085-0~~
OBSOLETE	~~24.00~~	~~28.43~~	~~28.00~~	~~31.14~~	~~9~~	~~2-1445085-9~~
OBSOLETE	~~21.00~~	~~25.43~~	~~25.00~~	~~28.14~~	~~8~~	~~2-1445085-8~~
	18.00	22.43	22.00	25.14	7	2-1445085-7
OBSOLETE	~~15.00~~	~~19.43~~	~~19.00~~	~~22.14~~	~~6~~	~~2-1445085-6~~
	12.00	16.43	16.00	19.14	5	2-1445085-5
	9.00	13.43	13.00	16.14	4	2-1445085-4
	6.00	10.43	10.00	13.14	3	2-1445085-3
	3.00	7.43	7.00	10.14	2	2-1445085-2

THIS DRAWING IS A CONTROLLED DOCUMENT.

DIMENSIONS: mm

TOLERANCES UNLESS OTHERWISE SPECIFIED:
0 PLC ±-
1 PLC ±-
2 PLC ±0.20
3 PLC ±-
4 PLC ±-
ANGLES ±1°

MATERIAL - 1 -

FINISH 3

DWN J.ROOT 10OCT2000
CHK K. WHITAKER 17-APR-2001
APVD C. JONES 17-APR-2001
PRODUCT SPEC 108-1836
APPLICATION SPEC 114-13000
WEIGHT -

TE Connectivity

NAME VERTICAL THRU HOLE HEADER ASSY, 0.38Au or 0.31PdNi CNTC W/THRU H HOLDDOWNS, SGL ROW, MICRO MATE-N-LOK™

SIZE A2 | CAGE CODE 00779 | DRAWING NO C-1445085 | RESTRICTED TO -

CUSTOMER DRAWING | SCALE 4:1 | SHEET 1 OF 2 | REV B

THIS DRAWING IS UNPUBLISHED. RELEASED FOR PUBLICATION 20
© COPYRIGHT 20 BY - ALL RIGHTS RESERVED.

REVISIONS

P	LTR	DESCRIPTION	DATE	DWN	APVD
	-	SEE SHEET 1	-	-	-

2 POS.

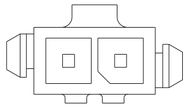

3 POS.

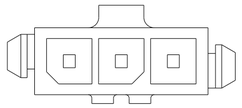

4 POS.

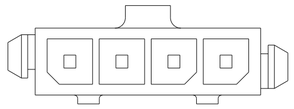

5 POS.

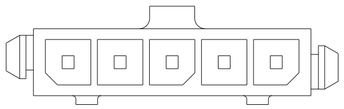

6 POS.

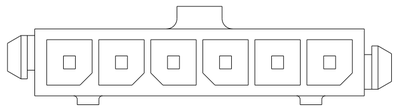

7 POS,

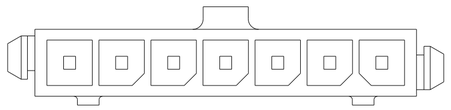

8 POS.

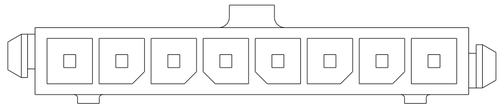

9 POS.

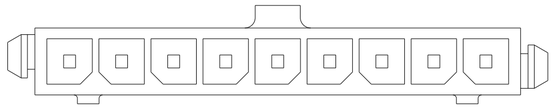

10 POS.

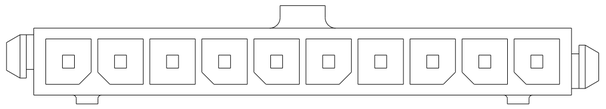

11 POS.

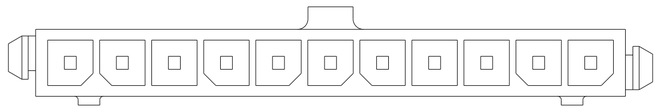

12 POS.

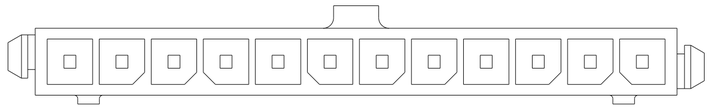

KEYING BY POSITION SIZE

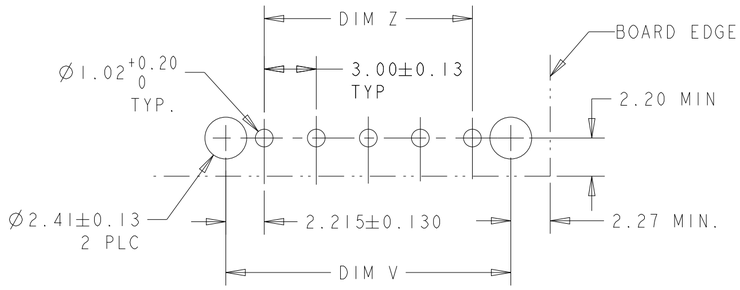

PCB LAYOUT COMPONENT SIDE 2

THIS DRAWING IS A CONTROLLED DOCUMENT.		DWN J.ROOT 10OCT2000	TE Connectivity
DIMENSIONS: mm	TOLERANCES UNLESS OTHERWISE SPECIFIED: 0 PLC ±- 1 PLC ±- 2 PLC ±0.20 3 PLC ±- 4 PLC ±- ANGLES ±1°	CHK K. WHITAKER 17-APR-2001	NAME VERTICAL THRU HOLE HEADER ASSY, 0.38Au or 0.31PdNi CNTC W/THRU H HOLDDOWNS, SGL ROW, MICRO MATE-N-LOK
		APVD C. JONES 17-APR-2001	
		PRODUCT SPEC 108-1836	
		APPLICATION SPEC 114-13000	SIZE A2 / CAGE CODE 00779 / DRAWING NO C-1445085 / RESTRICTED TO -
MATERIAL - -	FINISH - -	WEIGHT -	
		CUSTOMER DRAWING	SCALE 4:1 / SHEET 2 OF 2 / REV B