© 2016 TE Connectivity. All Rights Reserved.

REVISIONS					
P	LTR	DESCRIPTION	DATE	DWN	APVD
	H6	REVISED ECR-16-003276	05SEP2016	KF	HY
	H7	REVISED PER ECR-22-154022	24NOV2022	RK	MT

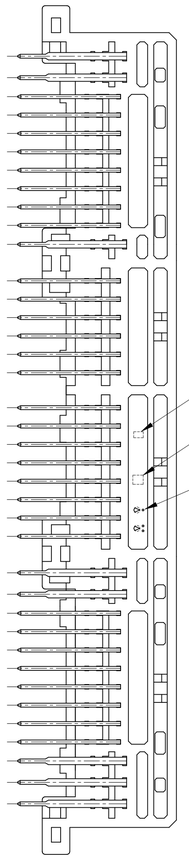

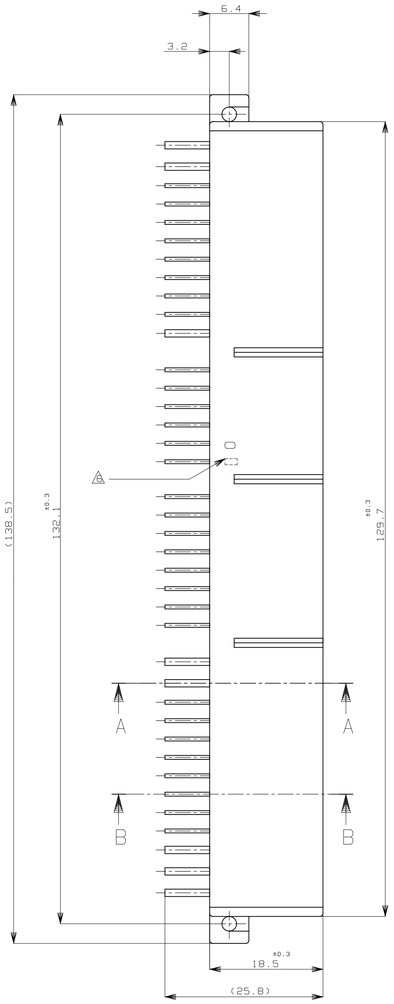

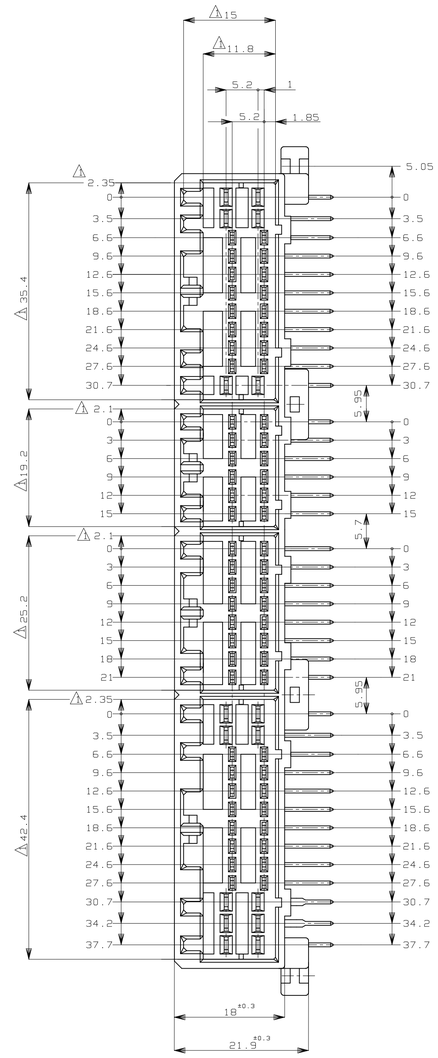

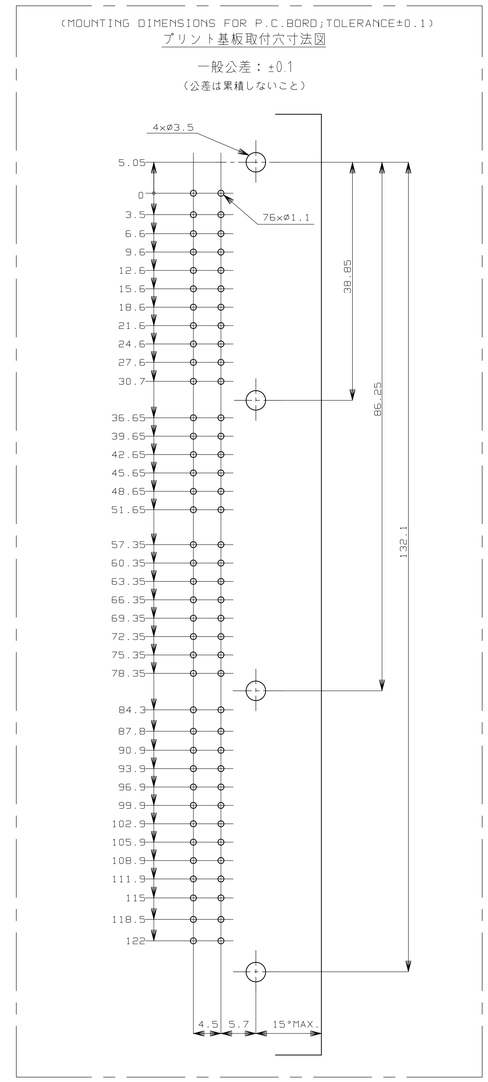

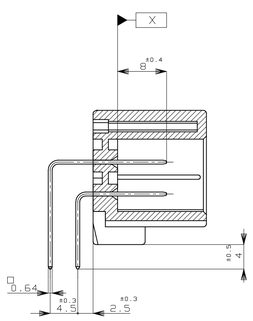

A-A

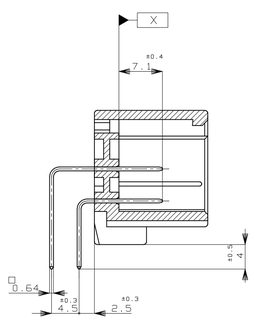

B-B

1. MUST BE KEPT BETWEEN X AND 2
2. THE MATING PLUG HSG. PART NUMBER;
   174516, 174515, 174514, 174913, 917992, 917989, 917981, 917975
3. RECOMMENDED MOUNTING SCREW,3mmDIA, 6mmLENGTH(MAX.)
   PAN HEAD,CLASS 2 TAPPING SCREW SPECIFIED IN JIS B1115, B1122
   (TIGHTENING TORAUE; 4kg-cm MAX.)
4. APPLICABLE PRODUCT.SPEC NO ; 108-5280, 108-5342
5. CIRCUIT NUMBER
   POWER CIRCUIT NO. ①～⑯
   SIGNAL CIRCUIT NO. ⑰～㊻
6. INDICATED PREFIX AND ID MARK OF PRODUCT P/N BY COLOR HOT MARK
   (APPLICABLE 0-174915-6 [0] , 2-174915-7 [2])
   (3-174915-6 [3] , 4-174915-1 [4] , 5-174915-7 [5])

1. X 面から2mmの範囲で測定
2. 嵌合相手ハウジング型番　174516, 174515, 174514, 174913, 917992, 917989, 917981, 917975
3. 推奨取付ねじ：JIS B1115, B1122 タッピンねじ，なべ2種
   呼び径3，長さ6mm以下（締付けトルク：4kg-cm 以下）
4. 適用製品規格番号：108-5280, 108-5342
5. 回路番号：
   パワー回路 ①～⑯
   シグナル回路 ⑰～㊻
6. 適用製品型番のプリフィックス及び旧マークを
   カラーホットマークにて表示
   (適用製品型番 0-174915-6 [0] , 2-174915-7 [2])
   (3-174915-6 [3] , 4-174915-1 [4] , 5-174915-7 [5])

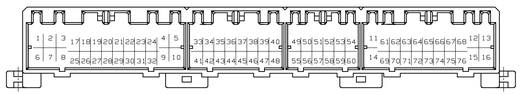

OBSOLETE	54	SELECTIVE-TIN (MATTE) / PRE-TIN × 67	SELECTIVE GOLD × 9		13, 16, 69~75	NATURAL 自然色	4-5174915-1
OBSOLETE	56	SELECTIVE-TIN (MATTE) / PRE-TIN × 73	SELECTIVE GOLD × 3	12, 13, 14		GRAY 灰色	6-5174915-6
OBSOLETE	53	SELECTIVE-TIN (MATTE) / PRE-TIN × 62	SELECTIVE GOLD × 14		49~54, 61~68	GRAY 灰色	3-5174915-6
	52	SELECTIVE-TIN (MATTE) / PRE-TIN × 54	SELECTIVE GOLD × 22	–	33~40, 49~54, 61~68	YELLOW 黄色	2-5174915-7
	55	SELECTIVE-TIN (MATTE) / PRE-TIN × 16	SELECTIVE GOLD × 60	–	17~76	YELLOW 黄色	5-5174915-7
OBSOLETE	5 △5	TIN-LEAD / PRE-TIN × 16	SELECTIVE GOLD × 60		17~76	YELLOW 黄色	5-174915-7
OBSOLETE	4 △5	TIN-LEAD / PRE-TIN × 67	SELECTIVE GOLD × 9		13, 16, 69~75	NATURAL 自然色	4-174915-1
OBSOLETE	2 △5	TIN-LEAD / PRE-TIN × 54	SELECTIVE GOLD × 22		33~40, 49~54, 61~68	YELLOW 黄色	2-174915-7
	0 △5	PRE-TINNED × 76		–	–	GRAY 灰色	174915-6
	MARKING マーキング	SOLDERING SIDE 半田付け部 / CONTACT FINISH コンタクト仕上	CONTACT SIDE 接触部側	POWER CIRCUIT NO. パワー回路	SIGNAL CIRCUIT NO. シグナル回路	HOUSING COLOR ハウジング色	PART NUMBER 製品型番

△4 GOLD PLATED CIRCUIT NO. 金めっき端子使用回路番号

THIS DRAWING IS A CONTROLLED DOCUMENT.

DIMENSIONS: mm

TOLERANCES UNLESS OTHERWISE SPECIFIED
0 PLC ± –
1 PLC ± –
2 PLC ± –
3 PLC ± –
4 PLC ± –
ANGLES ± –

GENERAL TOLERANCE
0<•< 10 : ±0.2
10<•< 30 : ±0.25
30<•<100 : ±0.3
ANGLES : ±3°

MATERIAL –
FINISH –

DWN S.FUJITA 17NOV08
CHK K.BETSUI 17NOV08
APVD K.BETSUI 17NOV08
PRODUCT SPEC SEE TABLE
APPLICATION SPEC –
WEIGHT 37 g

TE Connectivity

NAME 76POSITION CAP HOUSING ASSY 040/070 SERIES HYBRID I/O CONNECTOR

SIZE A1 | CAGE CODE 00779 | DRAWING NO C-174915 | RESTRICTED TO –

CUSTOMER DRAWING | SCALE 2:1 | SHEET 1 OF 1 | REV H7

4805 (1/15)