

Jun.1.2026 Copyright 2026 HIROSE ELECTRIC CO., LTD. All Rights Reserved.
In case of consideration for using Automotive equipment / device which demand high reliability, kindly contact our sales window correspondents.

Applicable standard		MIL-STD-348B		
Rating	Operating temperature range	\triangle -55 °C to +125 °C (95 %RH Max.)	Storage temperature range	-20 °C to +70 °C (90 %RH Max.)
	Power	-- W	Characteristic impedance	50 Ω (0 to 30 GHz)
	Peculiarity	----	Applicable cable	----


SPECIFICATIONS

ITEM	TEST METHOD	REQUIREMENTS	QT	AT
------	-------------	--------------	----	----





CONSTRUCTION

General examination	Visually and by measuring instrument.	According to drawing.	X	X
Marking	Confirmed visually.		-	-




ELECTRICAL CHARACTERISTICS

Contact resistance	100 mA (DC or 1000 Hz)	Center contact	6 m Ω Max.	X	X
		Outer contact	6 m Ω Max.	X	X
Insulation resistance	500 V DC.	1000 M Ω Min.	X	X	
Withstanding voltage	500 V AC for 1 min. current leakage 2 mA Max.	No flashover or breakdown.	X	X	
V.S.W.R. 	Frequency 0 to 30 GHz.	V.S.W.R. 1.5 Max.	X	-	
Insertion loss	Frequency - to - GHz.	--- dB Max.	-	-	


MECHANICAL CHARACTERISTICS

Contact insertion and extraction forces	ϕ --- by steel gauge.	Insertion force	--- N Max.	-	-
		Extraction force	--- N Min.	-	-
Insertion and extraction forces 	Measured by applicable connector. [SMPJ-HKJ]	Insertion force	18 N Max.	X	X
		Extraction force	2.2 N Min.	X	X
Mechanical operation 	1000 times insertion and extractions.	1)Contact resistance: Center contact	12 m Ω Max.	X	-
		Outer contact	12 m Ω Max.		
Vibration 	Frequency 10 to 500 Hz single amplitude 0.75 mm, 98 m/s ² at 10 cycles for 3 directions.	1)No electrical discontinuity of 1 μ s.		X	-
		2)No damage, crack and looseness of parts.			
Shock 	490 m/s ² directions of pulse 11 ms at 3 times for 3 directions.			X	-
Cable clamp strength (Against cable pull)	Using a pulling tester, pull the cable axially at a rate of --- mm/min. and record the strength at which the cable or connector breaks.	--- N Min.		-	-


ENVIRONMENTAL CHARACTERISTICS

Damp heat 	Exposed at +25 to +65 °C, 90 to 98 % total 10 cycles. (240 h)	1)Insulation resistance: (at high humidity)	100 M Ω Min.	X	-
		2) Insulation resistance: (at dry)	1000 M Ω Min.		
		3)No damage, crack and looseness of parts.			
Rapid change of temperature 	Temperature -55 \rightarrow - \rightarrow +125 \rightarrow - °C Time 30 \rightarrow 3 \rightarrow 30 \rightarrow 3 min. Under 5 cycles.	No damage, crack and looseness of parts.		X	-
Corrosion salt mist 	Exposed in 5 % salt water spray for 48 h.	V.S.W.R. 1.5 Max. [0 to 30 GHz]		X	-

Count	Description of revisions	Designed	Checked	Date
\triangle 1	DIS-D-00003210	TK.SAWAGUCHI	KY.SHIMIZU	18.06.07

Remark RoHS COMPLIANT Note  The characteristic after mounting on the board.	Approved	TO.KATAYAMA	18.03.20
	Checked	KY.SHIMIZU	18.03.20
	Designed	TK.SAWAGUCHI	18.03.19
	Drawn	TK.SAWAGUCHI	18.03.19

Unless otherwise specified, refer to IEC 60512.

Note QT:Qualification Test AT:Assurance Test X:Applicable Test	Drawing No.	ELC-373489-01-00		
	SPECIFICATION SHEET	Part No.	SMP-PR(SB)-SMT-1(01)	
	HIROSE ELECTRIC CO., LTD.	Code No.	CL338-1104-0-01	\triangle 1/1