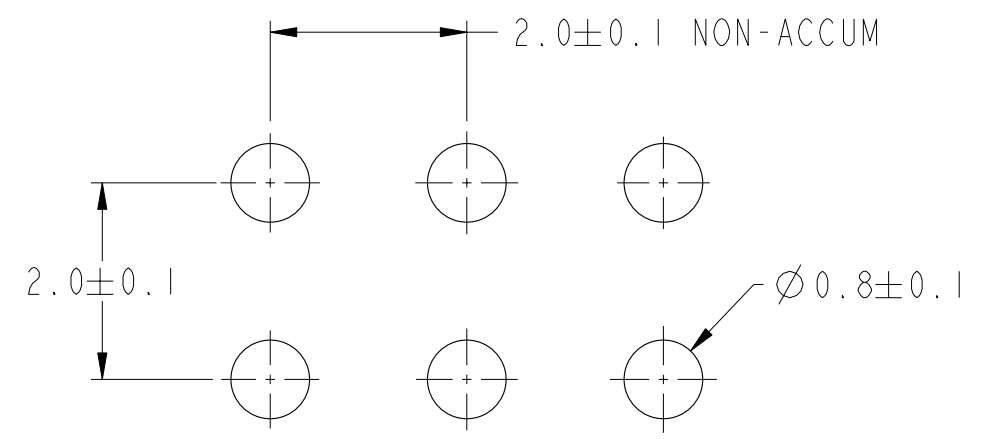
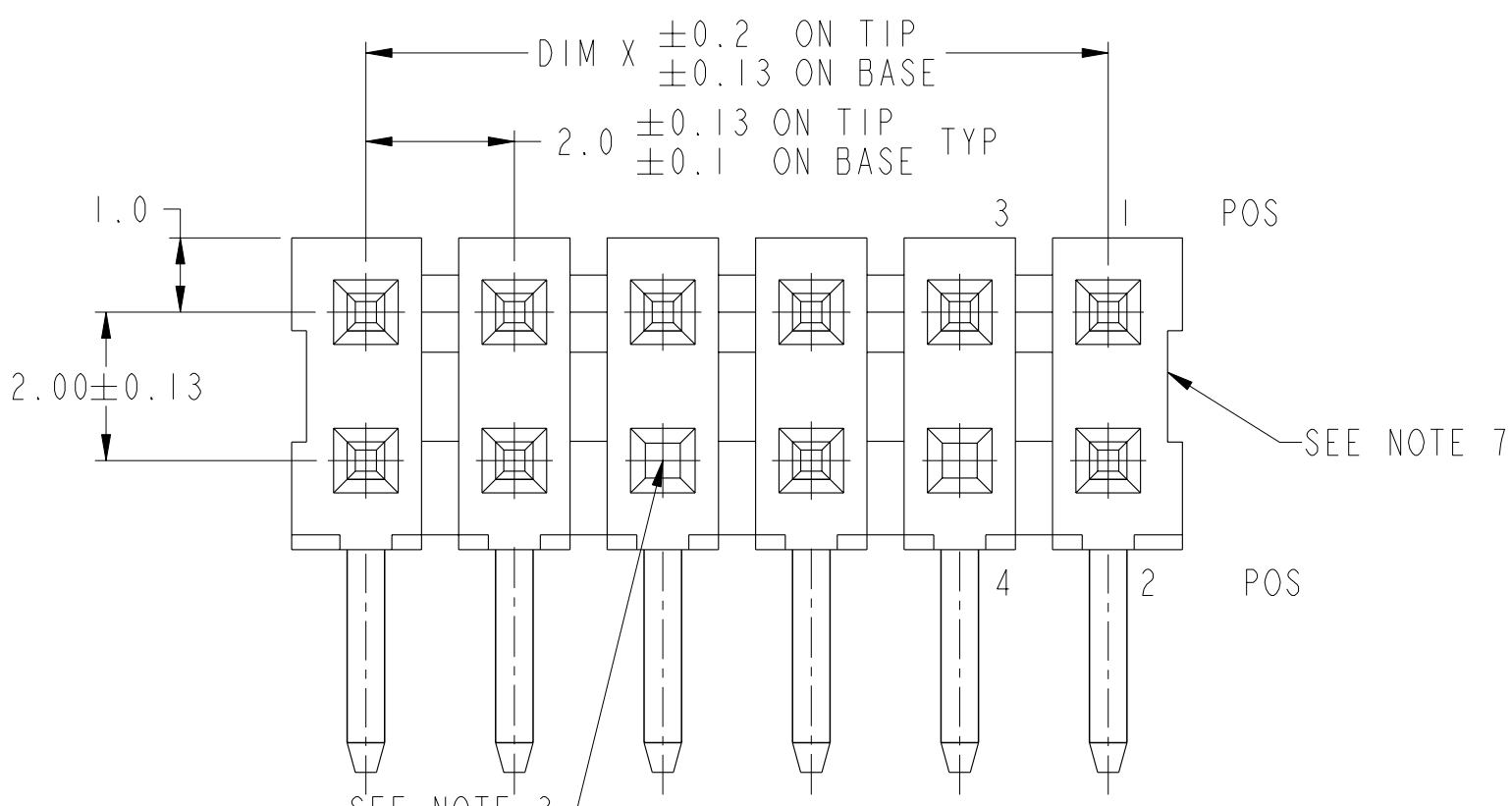


1

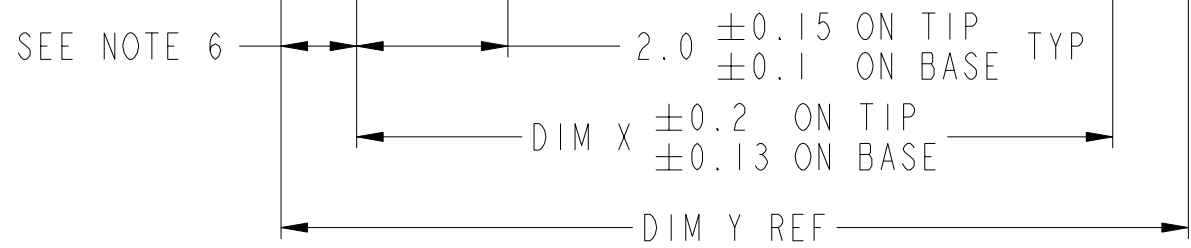
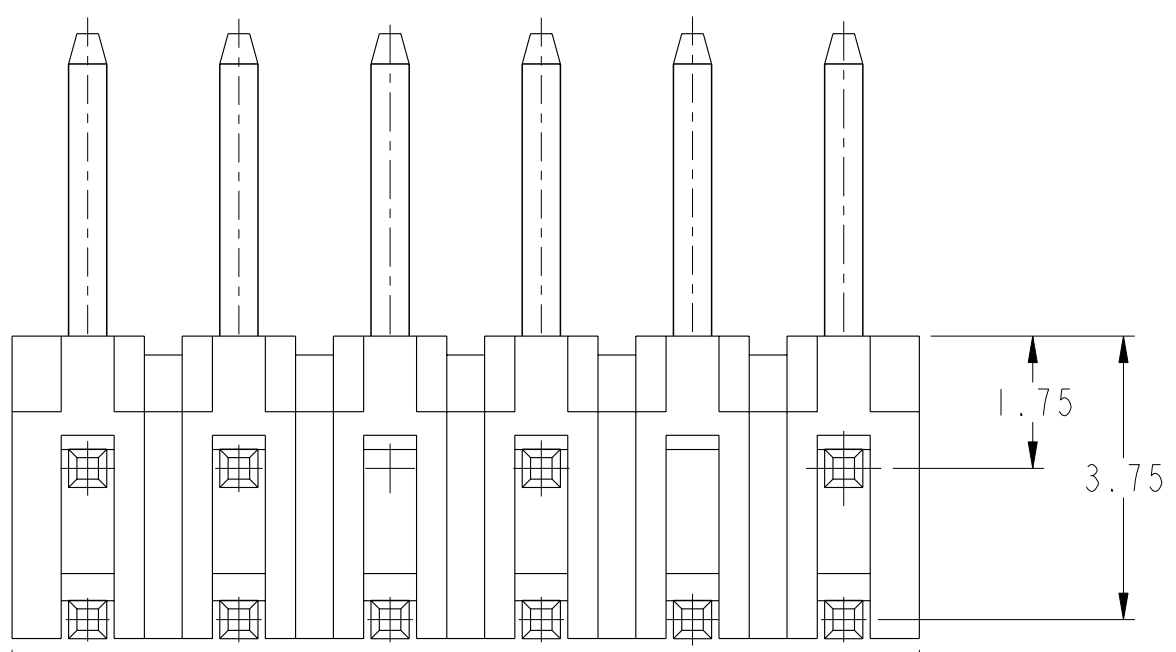
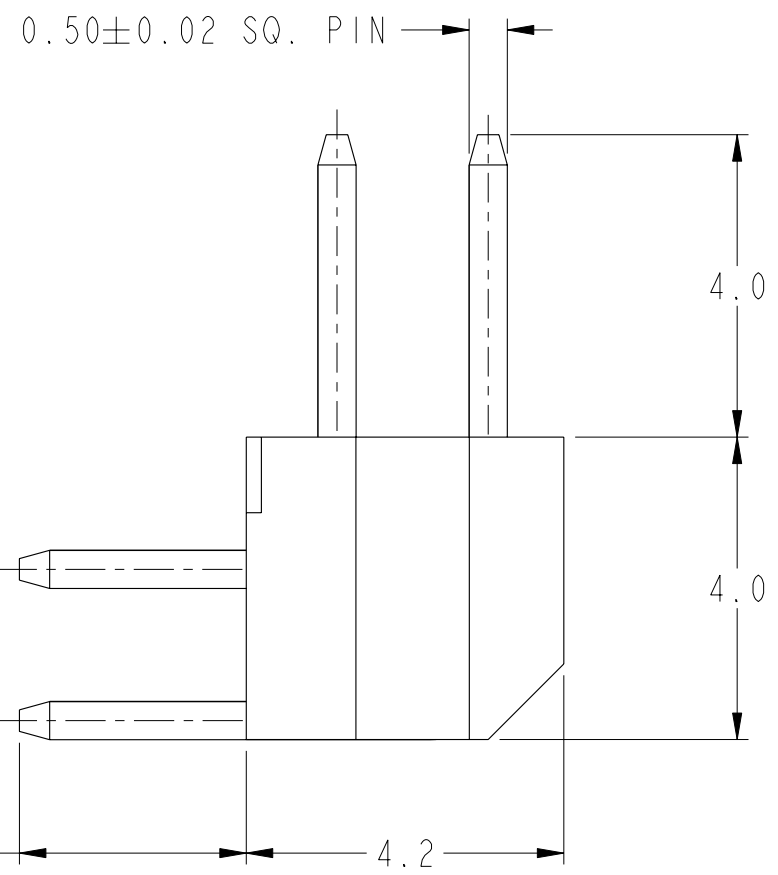
2

3

4



RECOMMENDED MOUNTING HOLE LAYOUT



Copyright FCI.

rev	ecn no	dr	date
AK	S70265	BSL	1997-09-09
AL	S80027	BSL	1998-02-04
AM	V80724	LWG	1998-04-15
AN	S05-0078	KBM	2005-03-15
AP	S06-0243	KHL	2006-07-20
AR	S10-0205	AK	2010-02-06
-	-	-	-

www.fciconnect.com			surface ISO 1302	tolerance std ISO 406 ISO 1011	projection MM
			TOLERANCES UNLESS OTHERWISE SPECIFIED		
Dr	BS LOW	1998-04-22	ANGULAR	x.x	±
Eng	BS LOW	1998-04-22		LINEAR	x.xx
Chr	KH LEE	2010-02-06	0° ±3°	x.xxx	±
Appr	JOEY NG	2010-02-06	Product family		MINITEK
			Spec ref		-
FCI			POL. MINITEK II		Rev.
			R/A HEADER		AR
catalog no			-		
			CUSTOMER		sheet 1 of 3


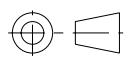


CONFIDENTIAL

1

2

3

	1		2				
	PRODUCT NO	POS	POL. POS	DIM X	DIM Y	DIM W	PLATING
A	87125-001	2 X 6	2	10	12	3.0	SEE NOTE 4
	-002	2 X 4	6	6	8	3.0	SEE NOTE 5
	-003	2 X 8	10	14	16	3.0	SEE NOTE 5
	-004	2 X 9	10	16	18	3.0	SEE NOTE 5
	-005	2 X 6	4	10	12	3.0	SEE NOTE 4
	-006	2 X 6	2	10	12	2.5	SEE NOTE 4
	-007	2 X 5	3,8	8	10	3.0	SEE NOTE 4
	-008	2 X 2	1	2	4	3.0	SEE NOTE 4
	-009	2 X 25	25,45,46	48	50	2.0	SEE NOTE 4
B	-010	2 X 25	45,46	48	50	2.0	SEE NOTE 4
	-011	2 X 22	20	42	44	3.0	SEE NOTE 5
	-012	2 X 25	31,45,46	48	50	2.0	SEE NOTE 4
	-013	2 X 25	25,45,46	48	50	1.5	SEE NOTE 4
	-014	2 X 11	9,10,15,16	20	22	3.0	SEE NOTE 4
	-015	2 X 25	5,6,26	48	50	2.5	SEE NOTE 4
	-016	2 X 25	25,45,46	48	50	2.5	SEE NOTE 4
	-017	2 X 2	3	2	4	3.0	SEE NOTE 4
	-018	2 X 2	3	2	4	2.5	SEE NOTE 4
	-019	2 X 6	4	10	12	3.0	SEE NOTE 5
	-020	2 X 25	5,6,26	48	50	1.5	SEE NOTE 4
	-021	2 X 12	11,12,17,18	22	24	3.0	SEE NOTE 4
	-022	2 X 15	20	28	30	3.0	SEE NOTE 8
	-023	2 X 10	3	18	20	1.75	SEE NOTE 4
	-024	2 X 5	6	8	10	3.0	SEE NOTE 8
	-025	2 X 12	12	22	24	3.0	SEE NOTE 8

www.fciconnect.com		surface 	tolerance std	projection	MM
		ISO 1302	ISO 406 ISO 1011		
TOLERANCES UNLESS OTHERWISE SPECIFIED					
Dr	BS LOW	1998-04-22	ANGULAR	LINEAR	size A3
Eng	BS LOW	1998-04-22			
Chr	KH LEE	2010-02-06	0° ±3°	x.X	±-
Appr	JOEY NG	2010-02-06		x.XX	±0.25
Product family			MINITEK	ECN	S10-0205
Spec ref			-		
	title POL. MINITEK II		dwg no 87125		Rev. AR
R/A HEADER		CUSTOMER		sheet 2 of 3	
catalog no		-			

Copyright FCI.

PRODUCT NO	POS	POL. POS	DIM X	DIM Y	DIM W	PLATING
87125-026	2 X 10	8	18	20	3.0	SEE NOTE 4
-027	2 X 15	9,10,20	28	30	3.0	SEE NOTE 8
-028	2 X 10	18	18	20	3.0	SEE NOTE 4
-029	2 X 2	4	2	4	2.5	SEE NOTE 4
-030	2 X 14	27	26	28	2.5	SEE NOTE 8
-031	2 X 14	28	26	28	2.5	SEE NOTE 8
-032	2 X 25	9,10,27	48	50	3.0	SEE NOTE 5
-033	2 X 3	4	4	6	2.5	SEE NOTE 9
-034	2 X 2	4	2	4	3.0	SEE NOTE 4
-035	2 X 25	9,10,27	48	50	3.0	SEE NOTE 4
-036	2 X 11	6	20	22	3.0	SEE NOTE 4
-037	2 X 19	12	36	38	3.0	SEE NOTE 4
-038	2 X 12	6	22	24	3.0	SEE NOTE 4
-039	2 X 19	28	36	38	3.0	SEE NOTE 4
-040	2 X 3	3	4	6	2.5	SEE NOTE 9
-041	2 X 5	7	8	10	3.0	SEE NOTE 9

NOTES

1. MATERIAL:

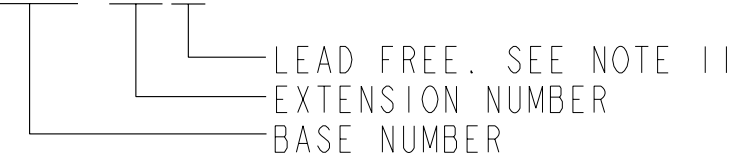
BODY : GLASS FILLED NYLON UL 94V-0 BLACK.
 PIN : PHOSPHOR BRONZE

2. GENERAL TOLERANCE ±0.25

- ③ POLARISED POSITION REFER TO TABLE.
- ④ 0.76µm GXT PALLADIUM NICKEL ALLOY OVER NICKEL UNDERPLATE.
- ⑤ 0.2µm GOLD OVER NICKEL UNDERPLATE.
- ⑥ DIM 1.0 APPLIES TO MOLDED SIDE(S) ONLY. IF SIDE(S) ARE SAW, DIM 0.5 MIN APPLIES.
- ⑦ RECESS APPLIES TO MOLDED SIDE(S) ONLY.
- ⑧ 0.38µm GOLD OVER NICKEL UNDERPLATE.
- ⑨ 0.76µm GOLD OVER NICKEL UNDERPLATE.

10. PRODUCT DESCRIPTION CODE :

XXXXX-XXXLF



- ⑪ P/N:87125-XXXLF IS SAME AS P/N:87125-XXX. THE SUFFIX 'LF' IS ADDED JUST FOR EASY LEAD FREE IDENTIFICATION.
- 12. THE HOUSING WILL WITHSTAND EXPOSURE TO 260°C PEAK TEMPERATURE FOR 10 SECONDS IN A WAVE SOLDER APPLICATION WITH A 1.57MM MINIMUM THICK CIRCUIT BOARD.
- 13. THIS PRODUCT MEETS EUROPEAN UNION DIRECTIVES AND OTHER COUNTRY REGULATIONS AS DESCRIBED IN GS-22-008.
- △ AR 14. A △ AR SYMBOL WILL BE NEXT TO ANY DIMENSION, VIEW OR NOTE WHICH HAS BEEN MODIFIED WITH THE CURRENT DRAWING REVISION.

CONFIDENTIAL

www.fciconnect.com		surface <input checked="" type="checkbox"/> ISO 1302	tolerance std ISO 406 ISO 1011	projection	MM
TOLERANCES UNLESS OTHERWISE SPECIFIED					
Dr	BS LOW	1998-04-22	ANGULAR	x.x	±
Eng	BS LOW	1998-04-22	LINEAR	x.xx	±0.25
Chr	KH LEE	2010-02-06	0° ±3°	x.xxx	±
Appr	JOEY NG	2010-02-06	Product family	MINITEK	Spec ref -
		POL. MINITEK II		dwg no	87125
		R/A HEADER			Rev. AR
		catalog no		CUSTOMER	sheet 3 of 3