

S CN BN - J 1 1 50 - SO SPM

SUNTSU

CONNECTOR

BNC

Connector Type
Jack

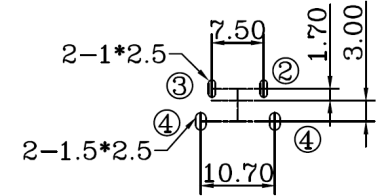
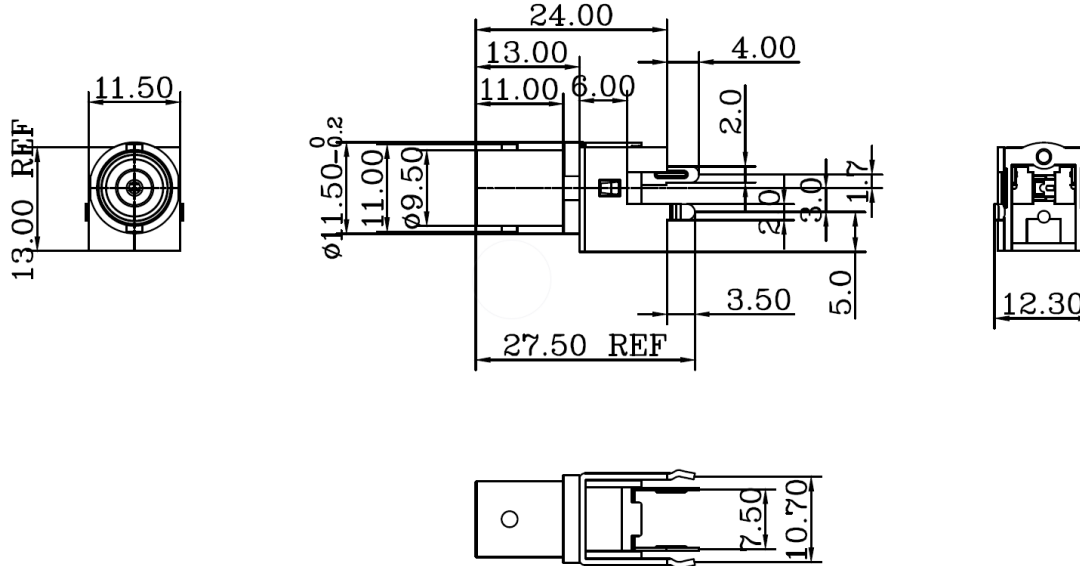

Rows

Connectors
per Row

Impedance
50

Contact Termination
Solder

Mounting Style
Straight Panel
Mount



**Recommended
Mounting
Layout**

- Materials:
 - Body: Zinc Nickel Plated
 - Contact: Brass Tin Plated
 - Insulator: PBT Natural
- Normal Impedence: 50Ω
- Frequency Range: 0-2 GHz
- Max Peak Voltage: 500V
- Dielectric Strength: 1500V RMS
- Insulation Resistance: 5000MΩ/Min



STRAIGHT BNC JACK SWITCH
FOR PCB

Document History				Part No.	Drawn
Edits Made	Date	Edited By	Approved By	SCNBN-J1150-SOSPM	B. Gibbons 06/28/2021
Initial Release	06/28/2021	B. Gibbons	KH Mun	Scale	Tolerance
				Unit	0.5-15 = ±0.15 15-30 = ±0.30 30-120 = ±0.60 >120 = ±1.00
				mm	Pages