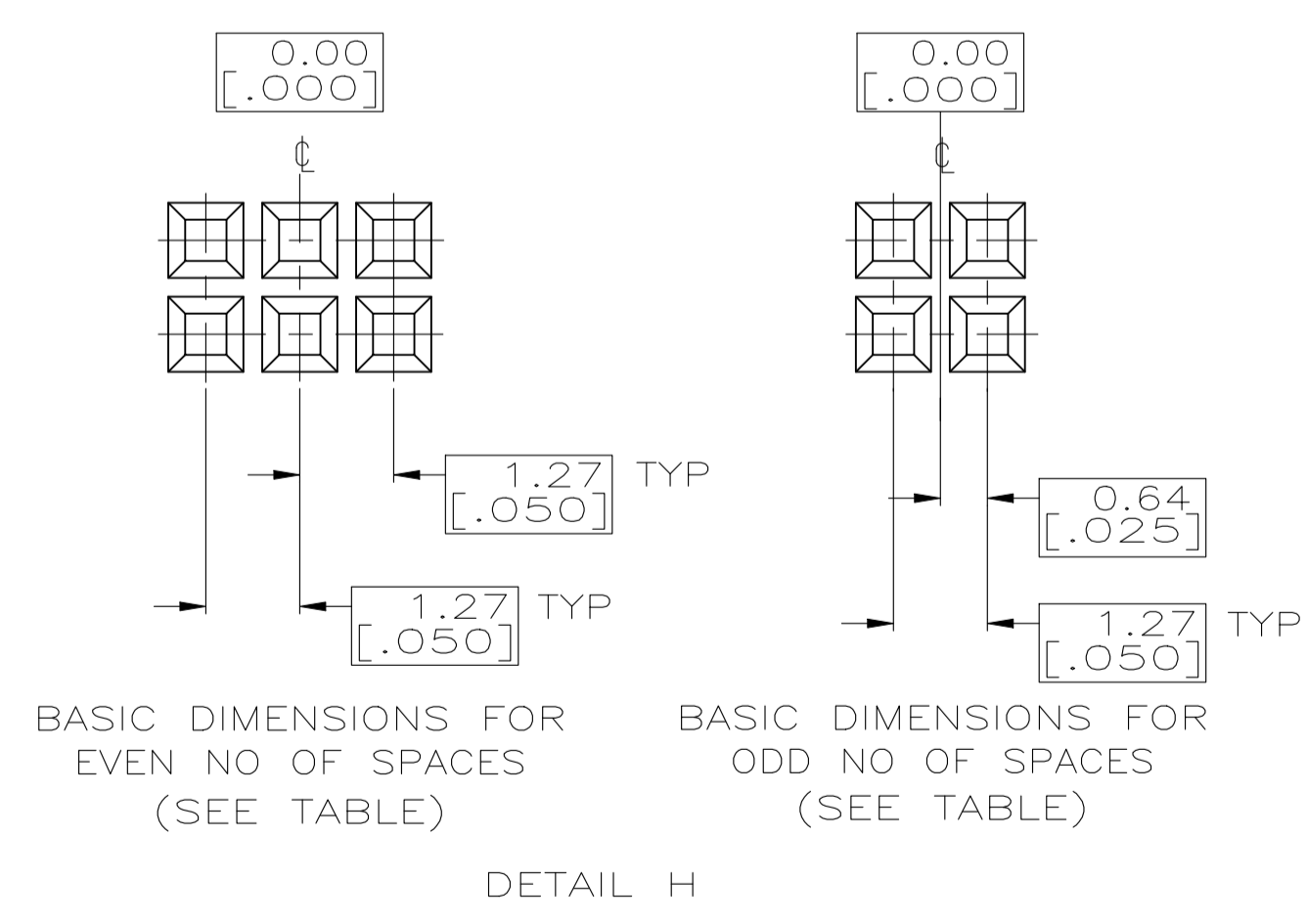
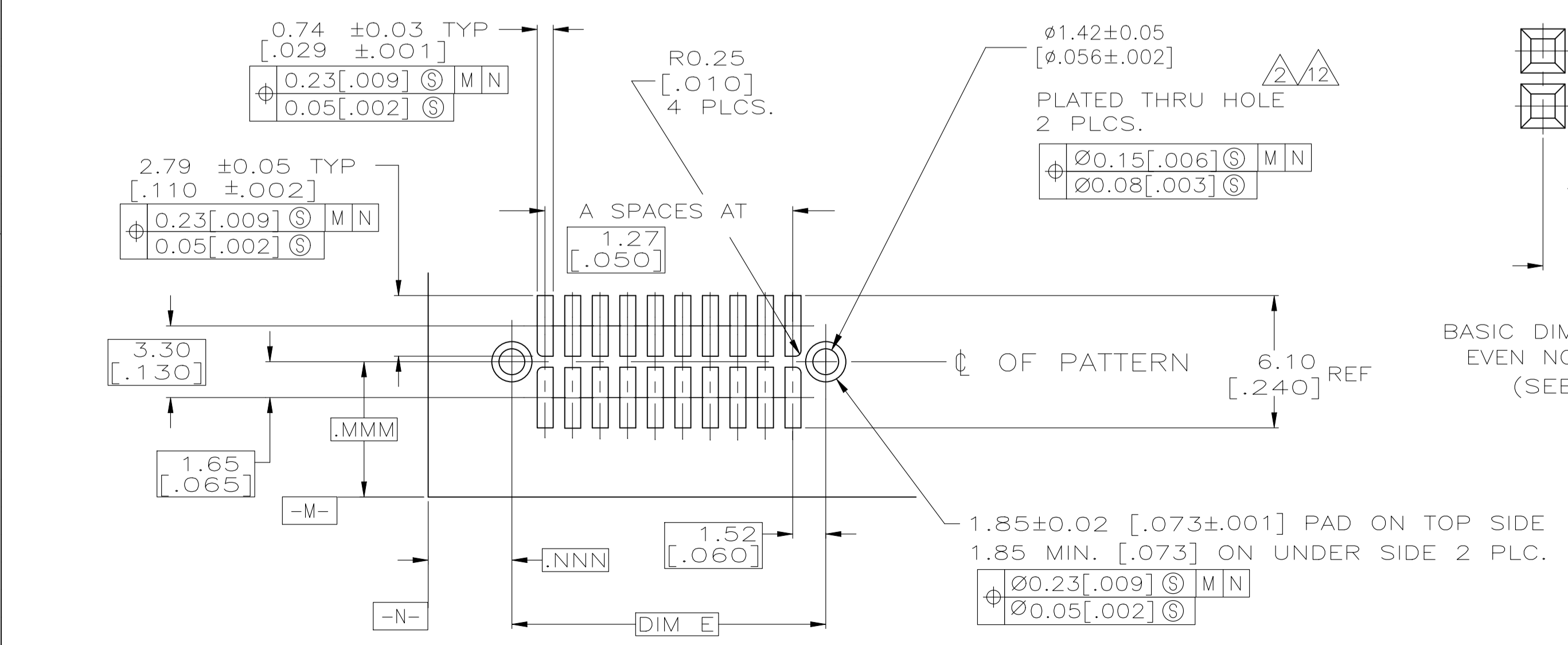
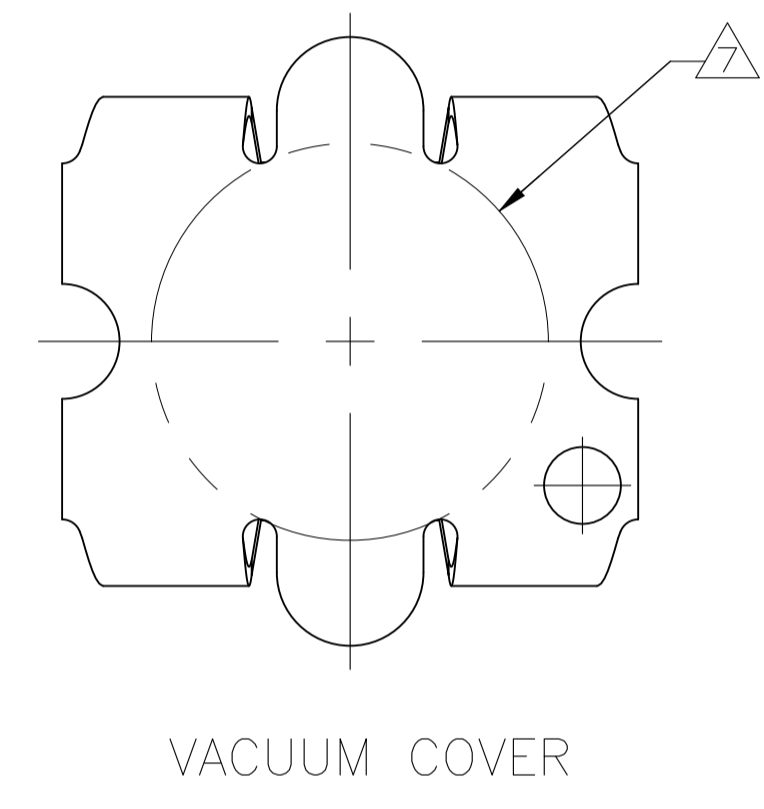
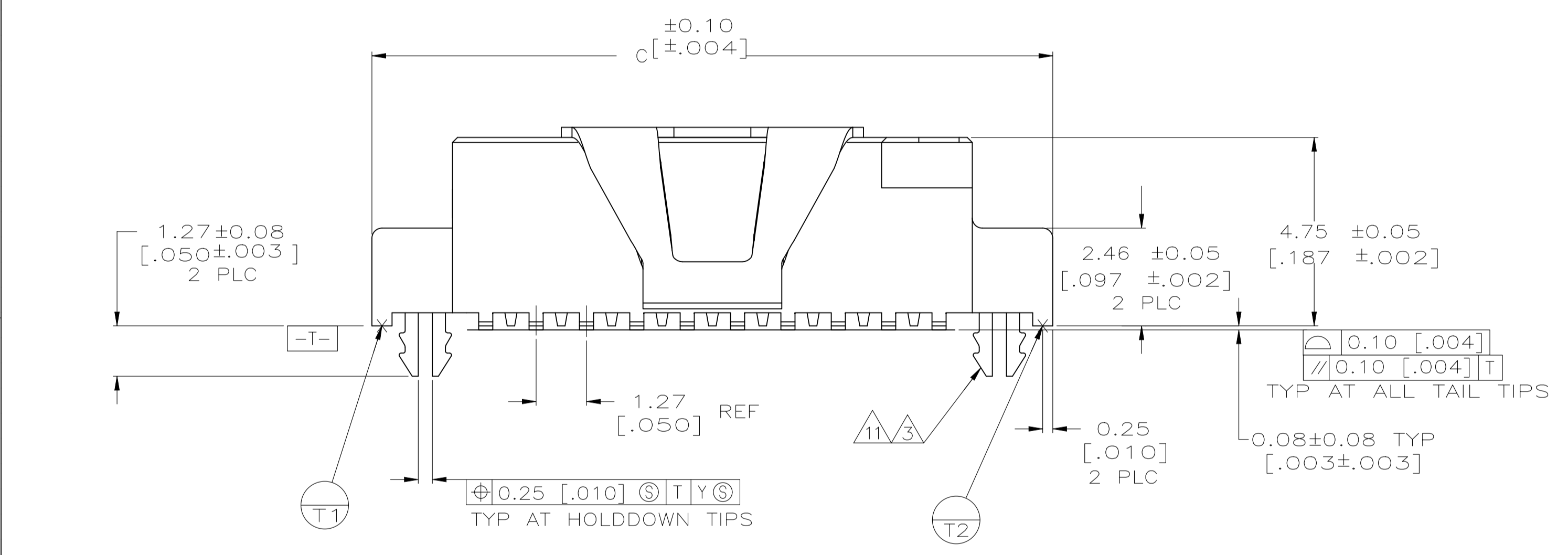
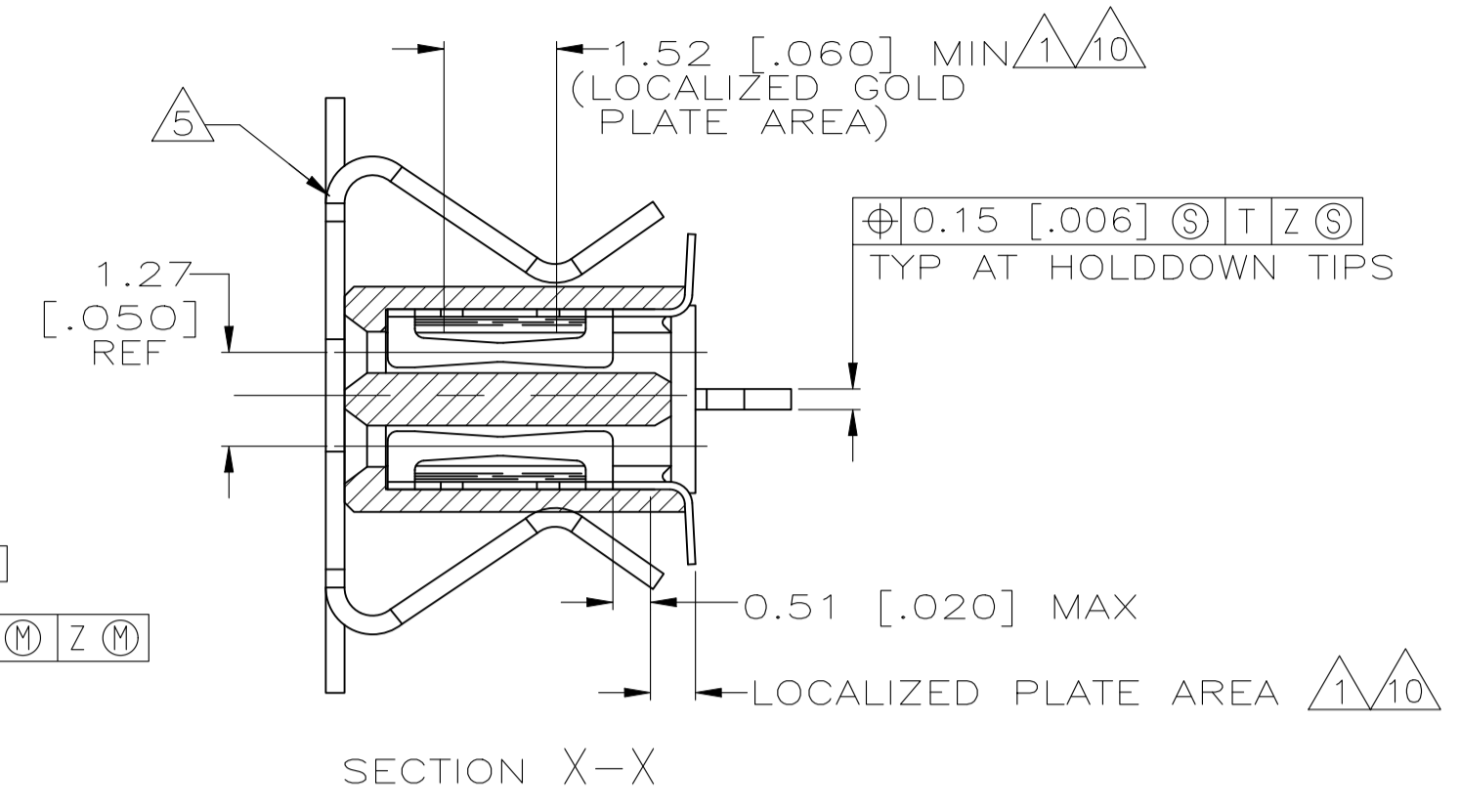
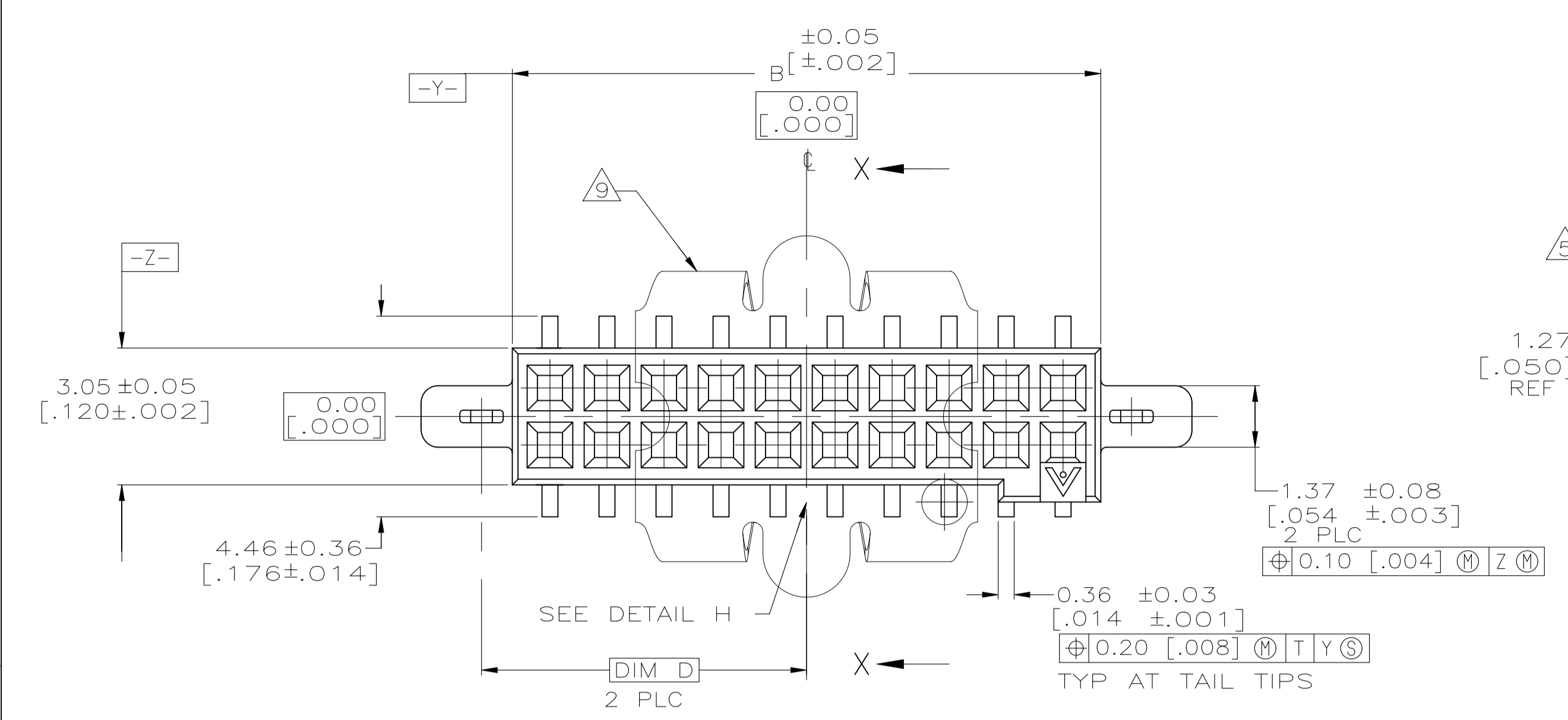


| REVISIONS |           |                           |    |     |      |
|-----------|-----------|---------------------------|----|-----|------|
| REV       | DATE      | DESCRIPTION               | BY | CHK | APPV |
| E         | 17NOV2017 | REVISED PER ECO-17-016552 | RS | JO  |      |
| E1        | 22APR2026 | PART OBSOLESCENCE         | LS | SRK |      |



- 1 0.00076 [.000030] GOLD IN LOCALIZED PLATE AREA 0.00381 [.000150] TIN-LEAD ON SOLDER TAILS ALL OVER 0.00127 [.000050] NICKEL
- 2 USE 1.55±0.02 [.0610±.0010] DRILLED HOLE (1.55mm DRILL) FINISH TO BE TIN/LEAD OVER 0.02 [.001] MIN COPPER
- 3 PLATING: 0.0038 [.000150] TIN-LEAD OVER 0.00127 [.000050] NICKEL
- 4 IF PLANNING TO USE MORE THAN ONE MATING PAIR OF CONNECTORS TO INTERCONNECT 2 BOARDS, PLEASE REFER TO PARA. 3.3 IN THE APPLICATION SPEC, #114-7010
- 5 VACUUM COVER DESIGNED FOR 4.0 [.160] DIA NOZZLE. VACUUM COVER TO BE REMOVED AFTER SOLDERING.
- 6 PACKAGED IN EIA 481 TAPE AND REEL. SEE TABLE FOR TAPE WIDTHS.
- 7 5.2 [.205] MIN TARGET AREA FOR VACUUM PICK-UP.
- 8 HOUSING: LCP, COLOR-BLACK. CONTACT: COPPER ALLOY PER ASTM SPECIFICATION B422. HOLDDOWN: COPPER ALLOY PER ASTM SPECIFICATION B194. VACUUM COVER: ALUMINUM ALLOY PER ASTM SPECIFICATION B209.
- 9 VACUUM COVER SHOWN IN PHANTOM LINE.
- 10 0.00076 [.000030] GOLD IN LOCALIZED PLATE AREA 0.00381 [.000150] TIN ON SOLDER TAILS ALL OVER 0.00127 [.000050] NICKEL
- 11 PLATING: 0.0038 [.000150] TIN OVER 0.00127 [.000050] NICKEL
- 12 USE 1.55±0.02 [.0610±.0010] DRILLED HOLE (1.55mm DRILL) FINISH TO BE TIN OVER 0.02 [.001] MIN COPPER
- 13 OBSOLETE PARTS: OBSOLETE CIS STREAMLINING PER D.RENAUD/D.SINISI

| FINISH | TAPE WIDTH               | E             | D             | C             | B             | A  | NO OF POS | PART NUMBER |
|--------|--------------------------|---------------|---------------|---------------|---------------|----|-----------|-------------|
| 10/11  | 88 mm                    | 65.28 [2.570] | 32.64 [1.285] | 67.97 [2.676] | 63.91 [2.516] | 49 | 100       | 5-147384-9  |
| 10/11  | 72 mm                    | 52.58 [2.070] | 26.29 [1.035] | 55.27 [2.176] | 51.21 [2.016] | 39 | 80        | 5-147384-8  |
| 10/11  | 72 mm                    | 46.23 [1.820] | 23.11 [.910]  | 48.92 [1.926] | 44.86 [1.766] | 34 | 70        | 5-147384-7  |
| 10/11  | 72 mm                    | 39.88 [1.570] | 19.94 [.785]  | 42.57 [1.676] | 38.51 [1.516] | 29 | 60        | 5-147384-6  |
| 10/11  | 56 mm                    | 33.53 [1.320] | 16.76 [.660]  | 36.22 [1.426] | 32.16 [1.266] | 24 | 50        | 5-147384-5  |
| 10/11  | 56 mm                    | 27.18 [1.070] | 13.59 [.535]  | 29.87 [1.176] | 25.81 [1.016] | 19 | 40        | 5-147384-4  |
| 10/11  | 44 mm                    | 20.83 [.820]  | 10.41 [.410]  | 23.52 [.926]  | 19.46 [.766]  | 14 | 30        | 5-147384-3  |
| 10/11  | 32 mm                    | 14.48 [.570]  | 7.24 [.285]   | 17.17 [.676]  | 13.11 [.516]  | 9  | 20        | 5-147384-2  |
| 10/11  | 32 mm                    | 8.12 [.320]   | 4.06 [.160]   | 10.82 [.426]  | 6.75 [.266]   | 4  | 10        | 5-147384-1  |
| 13     | SUPERSEDED BY 5-147384-9 | 88 mm         | 65.28 [2.570] | 32.64 [1.285] | 67.97 [2.676] | 49 | 100       | 147384-9    |
| 13     | SUPERSEDED BY 5-147384-8 | 72 mm         | 52.58 [2.070] | 26.29 [1.035] | 55.27 [2.176] | 39 | 80        | 147384-8    |
|        | OBSOLETE                 | 72 mm         | 46.23 [1.820] | 23.11 [.910]  | 48.92 [1.926] | 34 | 70        | 147384-7    |
| 13     | SUPERSEDED BY 5-147384-6 | 72 mm         | 39.88 [1.570] | 19.94 [.785]  | 42.57 [1.676] | 29 | 60        | 147384-6    |
|        | OBSOLETE                 | 56 mm         | 33.53 [1.320] | 16.76 [.660]  | 36.22 [1.426] | 24 | 50        | 147384-5    |
|        | OBSOLETE                 | 56 mm         | 27.18 [1.070] | 13.59 [.535]  | 29.87 [1.176] | 19 | 40        | 147384-4    |
|        | OBSOLETE                 | 44 mm         | 20.83 [.820]  | 10.41 [.410]  | 23.52 [.926]  | 14 | 30        | 147384-3    |
|        | OBSOLETE                 | 32 mm         | 14.48 [.570]  | 7.24 [.285]   | 17.17 [.676]  | 9  | 20        | 147384-2    |
| 13     | SUPERSEDED BY 5-147384-1 | 32 mm         | 8.12 [.320]   | 4.06 [.160]   | 10.82 [.426]  | 4  | 10        | 147384-1    |

RECOMMENDED BOARD LAYOUT  
SCALE: 5:1

THIS DRAWING IS A CONTROLLED DOCUMENT.

DIMENSIONS: mm [INCHES]

TOLERANCES UNLESS OTHERWISE SPECIFIED:

|        |        |
|--------|--------|
| 0 PLC  | ± .001 |
| 1 PLC  | ± .002 |
| 2 PLC  | ± .003 |
| 3 PLC  | ± .004 |
| 4 PLC  | ± .005 |
| ANGLES | ± .005 |

MATERIAL: 8

FINISH: SEE TABLE

WEIGHT: -

CUSTOMER DRAWING

DIN B. HAYMAKER 28JAN00  
CHK J. MOSIER 28JAN00  
APPV J. MOSIER 28JAN00

NAME: ASSY. RECEPTACLE, VRTCL, DOUBLE ROW, SRFC MOUNT, AMPMODU 50/50 GRID CONNECTOR

PRODUCT SPEC: 108-1332

APPLICATION SPEC: 114-7010

SIZE: A1

CAGE CODE: 00779

DRAWING NO: 147384

RESTRICTED TO: -

SCALE: 10:1

SHEET: 1 of 1

REV: E1