TABLE 1

Status	Part Number	Pay Off Direction	Marking Type	Top Layer Plating Type	Wire Insulation OD - mm	WireSize -mm²	Dimensions - mm				
							Dim A	Dim B	Dim C	Dim D	Dim H
Production	2043714329	D	LGS	Matte Sn	1.2-.1.4	0.35	1.7	2.08	1.5	2.35	9.07
Production	2043714129	D	SGS	Matte Sn	0.95-1.05	0.13	1.5	1.8	1.25	1.9	9.07

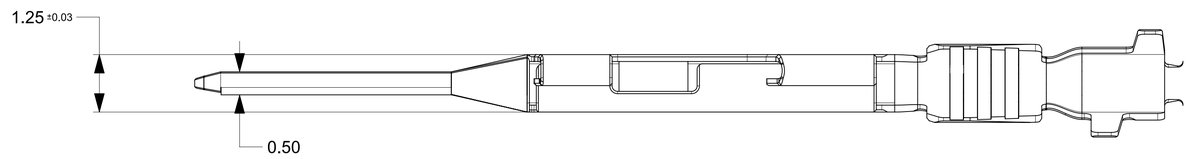

LEGEND
GRIP
L - LARGE
S - SMALL
PERFORMANCE
G - STANDARD
PAY OFF DIRECTION
D - LEFT
PLATING TYPE
S - TIN

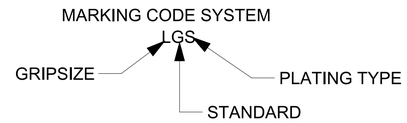

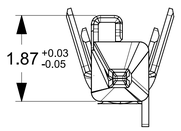

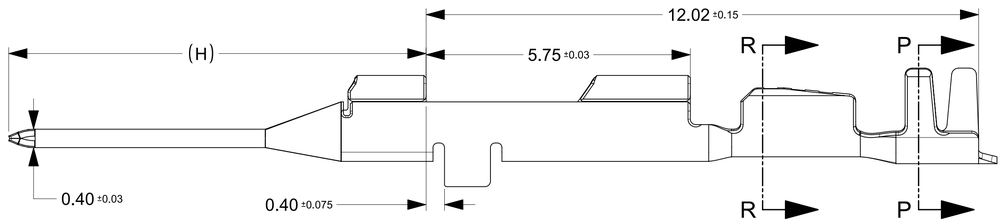

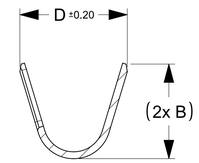

SECTION P-P

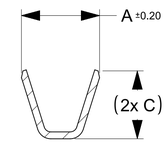

SECTION R-R

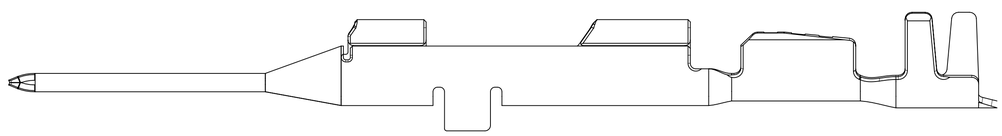

NOTES: (UNLESS OTHERWISE SPECIFIED)

1. MATERIAL: COPPER ALLOY

2. PLATING: SEE TABLE 1

3. PACKAGING SPEC: 313026000

4. CRIMPING SPEC: 2043710001-AS

5. PRODUCT SPEC: 2043710001-PS

6. PROBING THE BLADE CONTACT INTERFACE OF THE TERMINAL OR AT ANY POINT ON THE BLADE IS NOT PERMITTED

7. (S) IDENTIFIES AN AUTOMOTIVE SAFETY CHARACTERISTIC. THESE CHARACTERISTICS ARE CONTROLLED AND MONITORED TO COMPLY WITH IATF 16949

8. MINIMUM REQUIREMENT FOR THE ELECTRICAL CONDUCTIVITY OF Cu ALLOY IS 23MS/m(39% IACS) @20°C

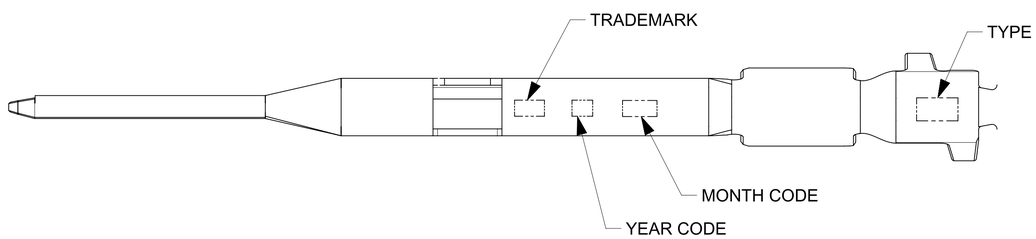

THIS DRAWING CONTAINS INFORMATION THAT IS PROPRIETARY TO MOLEX ELECTRONIC TECHNOLOGIES, LLC AND SHOULD NOT BE USED WITHOUT WRITTEN PERMISSION

DIMENSION UNITS: mm	SCALE: 15:1	CURRENT REV DESC:	molex
GENERAL TOLERANCES (UNLESS SPECIFIED)			CTX50 UNSEALED BLADE TERMINAL
ANGULAR TOL ± 0.5 °		EC NO: CO-000001773	
4 PLACES ± 0.02		DRWN: Kevin Kang 24-Oct-2022	PRODUCT SALES DRAWING
3 PLACES ± 0.03		CHK'D: Ram Dasari 28-Nov-2022	
2 PLACES ± 0.05		APPR: ########## 09-Dec-2022	DOCUMENT NUMBER: 2043710001 / DOC TYPE: PSD / DOC PART: 000 / REVISION: A6
1 PLACE ± 0.1		INITIAL REVISION:	
0 PLACES ± 0.2		DRWN: Ram Dasari 12-May-2022	
		APPR: ########## 20-May-2022	
DRAFT WHERE APPLICABLE MUST REMAIN WITHIN DIMENSIONS		THIRD ANGLE PROJECTION / DRAWING: A1-SIZE / SERIES: 204371	MATERIAL NUMBER / CUSTOMER / SHEET NUMBER: 1 OF 1

EA = 0
EC = 0
EP = 0
DIVISIONAL SYMBOLS
ES = 0

DOCUMENT STATUS	Approved	RELEASE DATE	09-Dec-2022 18:39:42