

NOTES:

1. $\text{\textcircled{C}}$ REPRESENTS A CRITICAL DIMENSION.
2. TERMINALS TO BE SHEARED TO MEET DIMENSION SPECIFICATION.
3. PARTS MAY BE CUT TO POSITION.
4. MINIMUM PUSHOUT FORCE: .5 LB.
5. EJ OPTION IS NOT AVAILABLE AS OF REVISION AG.
APPLICABLE VIEWS ARE REMAINING FOR REFERENCE TO BUILD INTERNAL ASP ORDERS ONLY. THIS OPTION WAS FOR EXISTING BUSINESS ONLY. ANY EXISTING CUSTOMERS WILL HAVE PART NUMBERS SETUP AS INTERNAL ASP'S.
6. MAX BURR ALLOWANCE: .003" [.08"]
7. MAX CUT FLASH: .010 [.25]
8. MAX HEIGHT VARIATION BETWEEN ROWS: .005 [.13]
9. ALL 2 POSITIONS FOR -RA TO BE BULK PACKAGED.

DO NOT SCALE FROM THIS PRINT

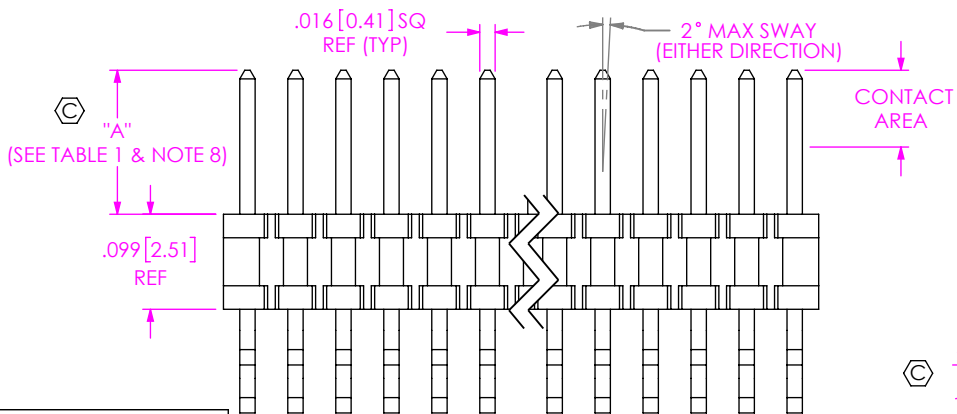
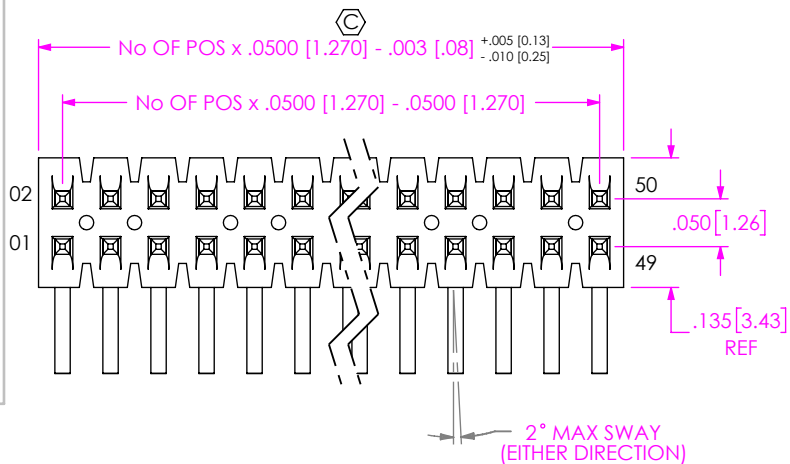


FIG 1
FTSH-1XX-XX-XXX-D-RA SHOWN

| POST HEIGHT | "A" |
|-------------|-------------|
| -01 | .120 [3.05] |
| -02 | .075 [1.91] |
| -03 | .065 [1.65] |
| -04 | .150 [3.81] |

| OPTIONS | "B"±.010 |
|------------------|------------|
| NONE, -RA, -RA-K | .090 2.290 |
| -EP, -ES, -EL | .120 3.08 |
| -EJ | .135 3.43 |
| -FC | .150 3.81 |
| -FE (SEE NOTE) | .283 7.19 |

| POST HEIGHT | TAIL OPTION | PIN #1 | PIN #2 |
|-------------|-------------|--------------|--------------|
| -01, -04 | -RA | T-1S15-64-XX | T-1S15-63-XX |
| | -RA -K | T-1S15-64-XX | T-1S15-68-XX |
| -02, -03 | -RA | T-1S15-19-XX | T-1S15-17-XX |
| | -RA -K | T-1S15-19-XX | T-1S15-17-XX |
| -01 | -FC | T-1S15-07-XX | T-1S15-08-XX |
| | -FE | T-1S15-03-XX | T-1S15-03-XX |

FTSH-1XX-XX-XX-D-XX-XX

No OF POSITIONS
-02 THRU -50
(PER ROW)

LEAD STYLE

- 01: .120 [3.05]
- 02: .075 [1.91]
- 03: .065 [1.65] MIN
- 04: .150 [3.81]

PLATING SPECIFICATION

- F: 3μ" SELECTIVE GOLD IN CONTACT AREA, MATTE TIN ON TAIL
- L: 10μ" SELECTIVE GOLD IN CONTACT AREA, MATTE TIN ON TAIL
- S: 30μ" SELECTIVE GOLD IN CONTACT AREA, MATTE TIN ON TAIL
- H: 30μ" HEAVY GOLD IN CONTACT AREA, 3μ" GOLD ON TAIL
- FM: 3μ" SELECTIVE GOLD IN CONTACT AREA, MATTE TIN ON TAIL
- LM: 10μ" SELECTIVE GOLD IN CONTACT AREA, MATTE TIN ON TAIL
- SM: 30μ" SELECTIVE GOLD IN CONTACT AREA, MATTE TIN ON TAIL
- LTL: 10μ" SELECTIVE GOLD IN CONTACT AREA, 90 / 10 ± 5% TIN LEAD ON TAIL

OPTIONS

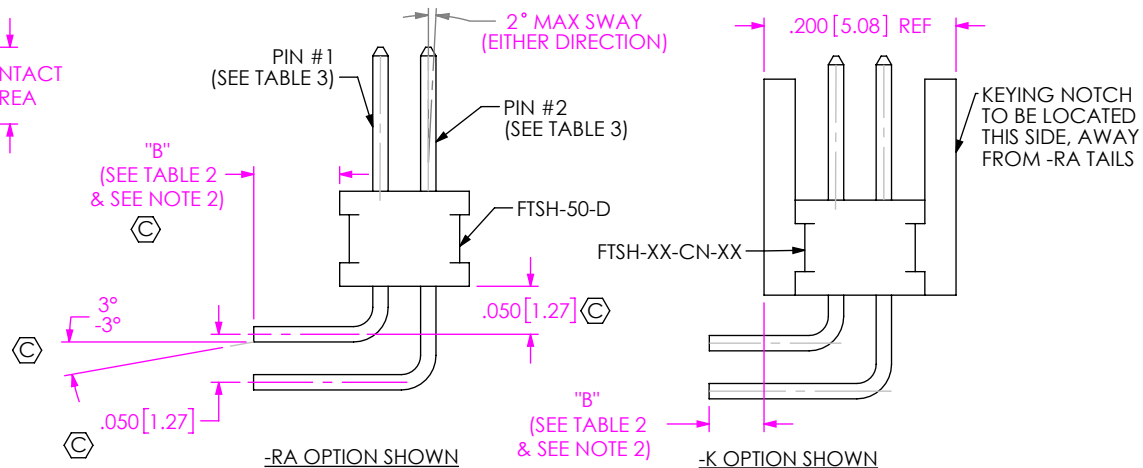
- ES: END SHROUDS (-02 & -03 LEAD STYLE ONLY- SEE FIG 2, SHT 2) (9 POS PER ROW MIN) (MUST USE FTSH-50-D)
- EL: SHROUD LOCK (-02 & -03 LEAD STYLE ONLY- SEE FIG 4, SHT 2) (9 POS PER ROW MIN) (USE ONLY WHEN MATING WITH CLP) (MUST USE FTSH-50-D)
- EP: GUIDE POST (-02 & -03 LEAD STYLE ONLY- SEE FIG 5, SHT 2) (9 POS PER ROW MIN) (USE ONLY WHEN MATING WITH CLP) (MUST USE FTSH-50-D)
- EJ: EJECTOR SHROUD (SEE FIG 3, SHT 2) (SEE NOTE 5) (MUST USE FTSH-50-D)
- K: KEYING SHROUD (-01 LEAD STYLE ONLY- SEE FIG 1, -K OPTION) (POS 05, 08, 10, 13, 15, 17, 20, 25 ONLY) (USE ONLY WITH -RA TAIL OPTION) (MUST USE FTSH-XX-CN-XX)

TAIL OPTION

- RA: RIGHT ANGLE
- FC: FLEX CARD (MUST USE FTSH-50-D) (-01 LEAD STYLE ONLY, FOR USE WITH FCF)
- FE: FLEX CARD ELEVATED (MUST USE FTSH-50-D) (-01 LEAD STYLE ONLY, FOR USE WITH FCF)

ROW SPECIFICATION

- D: DOUBLE ROW



-RA OPTION SHOWN

-K OPTION SHOWN

UNLESS OTHERWISE SPECIFIED, DIMENSIONS ARE IN INCHES.

TOLERANCES ARE:

- DECIMALS .XX: ±.01 [.3]
- .XXX: ±.005 [.13]
- .XXXX: ±.0010 [.025]

PROPRIETARY NOTE

THIS DOCUMENT CONTAINS CONFIDENTIAL AND PROPRIETARY INFORMATION AND ALL DESIGN, MANUFACTURING, REPRODUCTION, USE, PATENT RIGHTS AND SALES RIGHTS ARE EXPRESSLY RESERVED BY SAMTEC, INC. THIS DOCUMENT SHALL NOT BE DISCLOSED, IN WHOLE OR PART, TO ANY UNAUTHORIZED PERSON OR ENTITY NOR REPRODUCED, TRANSFERRED OR INCORPORATED IN ANY OTHER PROJECT IN ANY MANNER WITHOUT THE EXPRESS WRITTEN CONSENT OF SAMTEC, INC.



520 PARK EAST BLVD, NEW ALBANY, IN 47150
PHONE: 812-944-6733 FAX: 812-948-5047
e-Mail: info@SAMTEC.com code 53322

MATERIAL: DO NOT SCALE DRAWING SHEET SCALE: 5:1

INSULATOR: BLACK LIQUID CRYSTAL POLYMER

TERMINAL: PHOSPHOR BRONZE, ALLOY No. 510

DESCRIPTION: .050 x .050 C.L. DOUBLE HORIZONTAL TERMINAL STRIP

DWG. NO. FTSH-1XX-XX-XX-D-XX-XX

BY: BRATCHER 8/17/1995 SHEET 1 OF 3

FIG 2
-ES OPTION
 AVAILABLE IN LEAD STYLE -02 & -03 ONLY
 (DIFFERENT AS SHOWN, OTHERWISE SAME AS FIG 1)

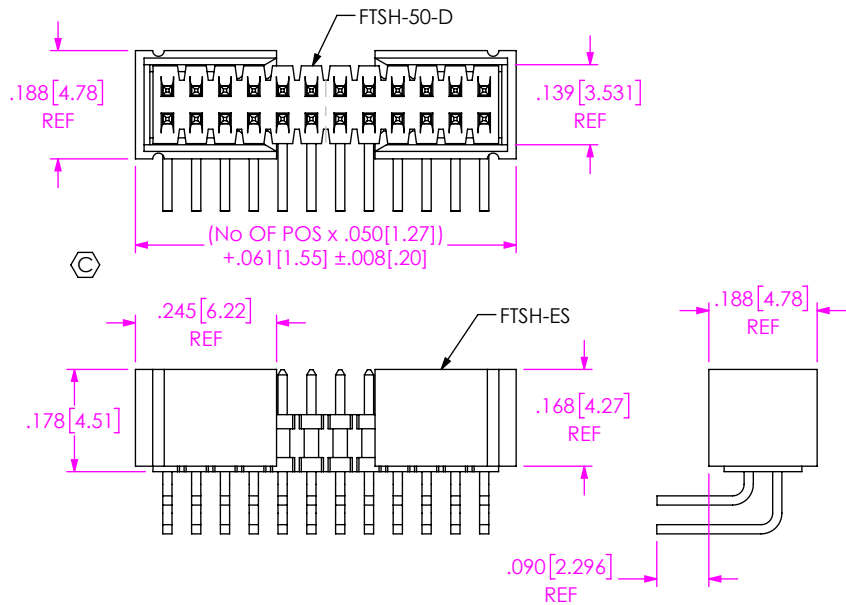


FIG 3
-EJ OPTION
 (FOR EXISTING CUSTOMERS ONLY)
 AVAILABLE IN LEAD STYLE -01 ONLY
 (DIFFERENT AS SHOWN, OTHERWISE SAME AS FIG 1)
 (SEE NOTE 5 ON SHEET 1)

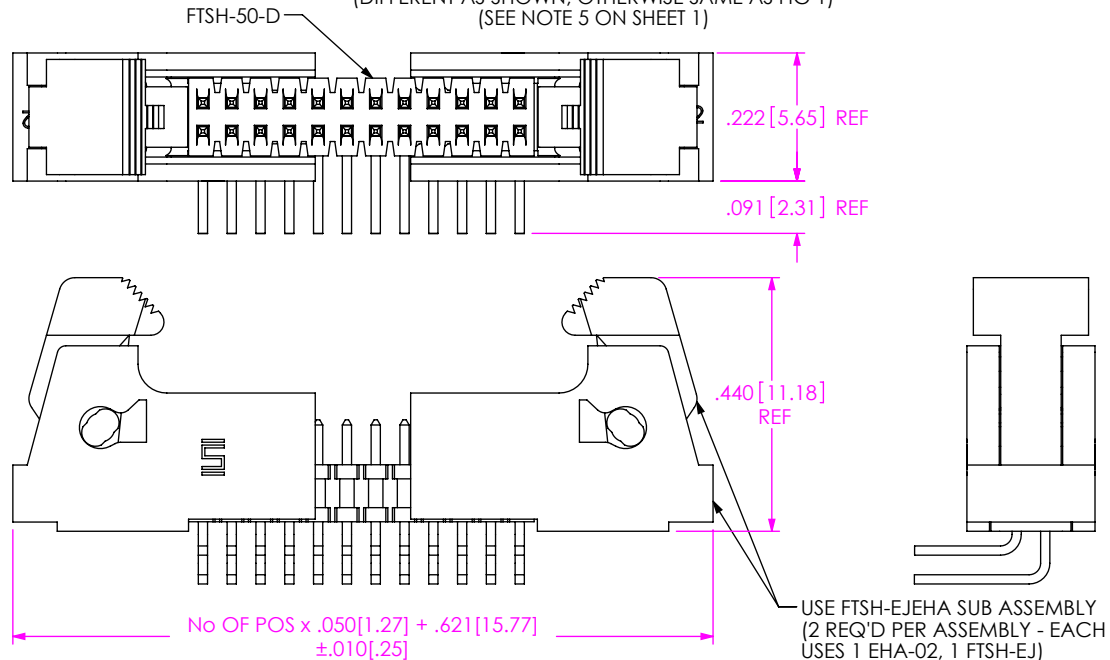


FIG 4
-EL OPTION
 (USE ONLY WHEN MATING WITH CLP)
 (DIFFERENT AS SHOWN, OTHERWISE SAME AS FIG 2)

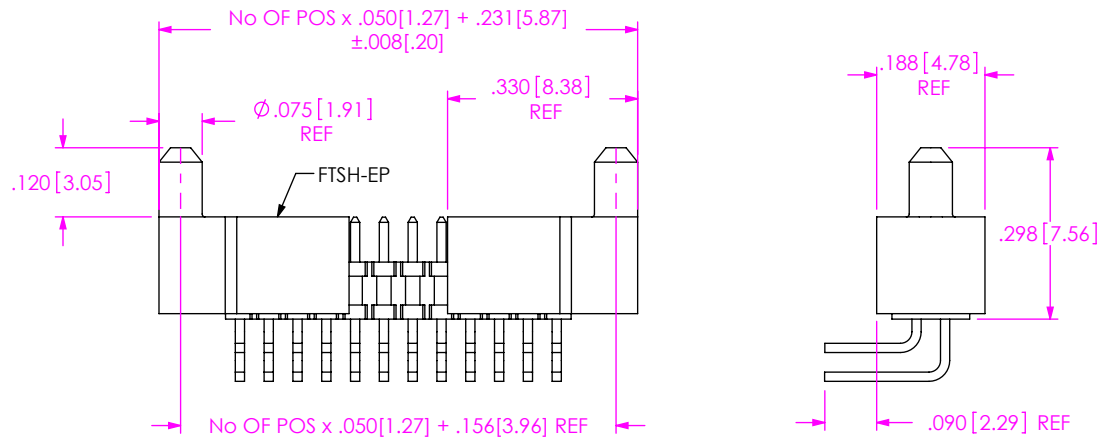
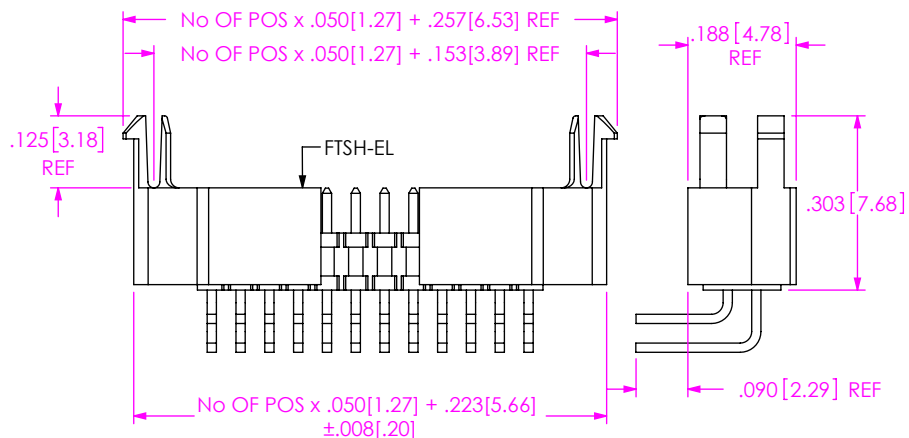


FIG 5
-EP OPTION
 (USE ONLY WHEN MATING WITH CLP)
 (DIFFERENT AS SHOWN, OTHERWISE SAME AS FIG 2)

F:\dmg\sw\exisprod\assembly\050\FTSH-1XX-XX-XX-D-XX-ASM.SLDDRW

PROPRIETARY NOTE
 THIS DOCUMENT CONTAINS CONFIDENTIAL AND PROPRIETARY INFORMATION AND ALL DESIGN, MANUFACTURING, REPRODUCTION, USE, PATENT RIGHTS AND SALES RIGHTS ARE EXPRESSLY RESERVED BY SAMTEC, INC. THIS DOCUMENT SHALL NOT BE DISCLOSED, IN WHOLE OR IN PART, TO ANY UNAUTHORIZED PERSON OR ENTITY NOR REPRODUCED, TRANSFERRED OR INCORPORATED IN ANY OTHER PROJECT IN ANY MANNER WITHOUT THE EXPRESS WRITTEN CONSENT OF SAMTEC, INC.

DO NOT SCALE DRAWING

SHEET SCALE: 2:1



520 PARK EAST BLVD., NEW ALBANY, IN 47150
 PHONE: 812-944-6733 FAX: 812-948-5047
 e-Mail: info@SAMTEC.com code 53322

DESCRIPTION:
 .050 x .050 C.L. DOUBLE HORIZONTAL TERMINAL STRIP

DWG. NO.
FTSH-1XX-XX-XX-D-XX-XX

BY: BRATCHER 8/17/1995 SHEET 2 OF 3

PACKAGING TUBES
(SEE NOTE 9)

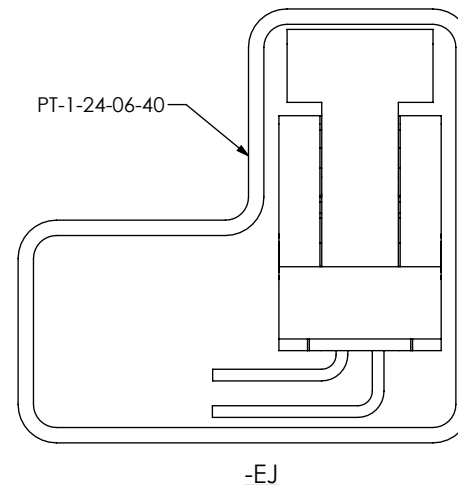
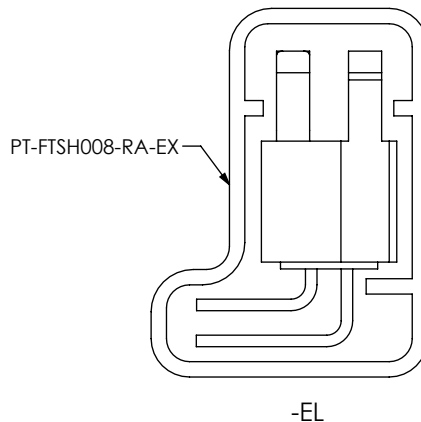
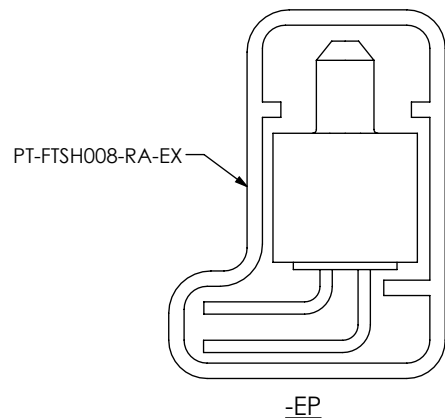
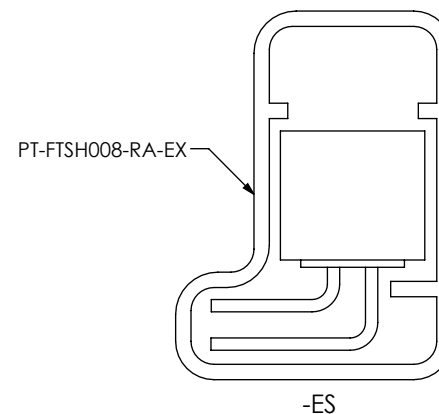
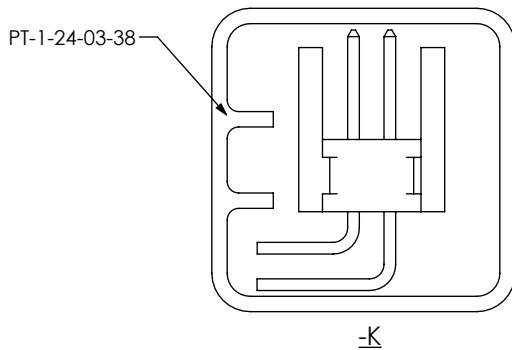
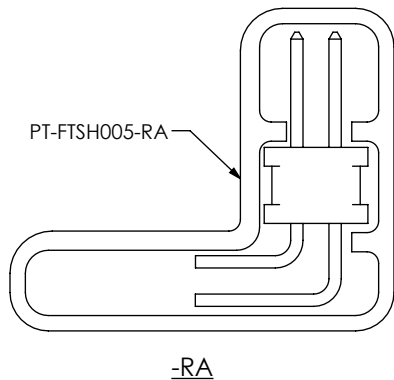


TABLE 4

| LEAD STYLE | PACKAGING TUBE | PLUG |
|------------------------|------------------|-------|
| -04 (NO OPTIONS) | PT-FTSH005-RA | TP-24 |
| -02, -03, (NO OPTIONS) | | |
| -01-FC | | |
| -01-FE | | |
| -01-RA | | |
| -02-EL, -03-EL | PT-FTSH008-RA-EX | TP-03 |
| -02-ES, -03-ES | | |
| -02-EP, -03-EP | | |
| -01-EJ | PT-1-24-06-40 | TR-03 |
| -01-RA-K | PT-1-24-03-38 | TP-03 |

PROPRIETARY NOTE
 THIS DOCUMENT CONTAINS CONFIDENTIAL AND PROPRIETARY INFORMATION AND ALL DESIGN, MANUFACTURING, REPRODUCTION, USE, PATENT RIGHTS AND SALES RIGHTS ARE EXPRESSLY RESERVED BY SAMTEC, INC. THIS DOCUMENT SHALL NOT BE DISCLOSED, IN WHOLE OR PART, TO ANY UNAUTHORIZED PERSON OR ENTITY NOR REPRODUCED, TRANSFERRED OR INCORPORATED IN ANY OTHER PROJECT IN ANY MANNER WITHOUT THE EXPRESS WRITTEN CONSENT OF SAMTEC, INC.

DO NOT SCALE DRAWING

SHEET SCALE: 2:1



520 PARK EAST BLVD, NEW ALBANY, IN 47150
 PHONE: 812-944-6733 FAX: 812-948-5047
 e-Mail: info@SAMTEC.com code 55322

DESCRIPTION:
 .050 x .050 C.L. DOUBLE HORIZONTAL TERMINAL STRIP

DWG. NO.
FTSH-1XX-XX-XX-D-XX-XX

BY: BRATCHER 8/17/1995 SHEET 3 OF 3